

ALTERATION, MODIFICATION, INTERIOR FURNITURE, ELECTRICAL, FIREFIGHTING, HVAC AND OTHER REFURBISHMENT WORKS AT FIRST FLOOR OF CORPORATE OFFICE BUILDING OF GMDC, VASTRAPUR, AHMEDABAD, GUJARAT.



GUJARAT MINERAL DEVELOPMENT CORPORATION LTD

(A Govt. of Gujarat Enterprise)

CIN: L14100GJ1963SGC001206

GST :24AAACG7987P1ZT

T.No-08/COB/ALTERATION-MODIFICATION-CIVILWORKS/FIRST FLOOR/2025

Work of

Alteration, Modification, interior furniture, electrical, firefighting, HVAC and other refurbishment works at First floor of Corporate office building of GMDC, Vastrapur, Ahmedabad, Gujarat - 380052

TECHNICAL SPECIFICATION

GUJARAT MINERAL DEVELOPMENT CORPORATION LTD (GMDC)

Khanij Bhavan,

Near University Ground, 132 feet Ring Road,

Vastrapur, Ahmedabad-380 052

Phone : (079) 27913200, 27913501

Fax No : (079) 27911540

Email: civil@gmdcltd.com

Website: www.gmdcltd.com

TECHNICAL SPECIFICATION OF NON-SOR ITEMS

Item No 11: Dismantling of existing S.S. & Glass railing (Lift lobby area) including stacking the materials with all lead and lift. work complete including all type of tools, tackles, scaffolding, safety measures, loading, unloading, transportation, at all floors, all heights, all levels etc complete as per instruction of Architect/EIC. Work completed as per existing site conditions work complete as per the instruction of EIC.

1. Workmanship:

- Remove of Lift lobby area SS & Glass railing including all necessary fittings & accessories etc as per instruction of EIC. Work complete including all types of tools, tackles, labour etc complete at any level and height.

2. Measurements:

- The rate shall be consolidated for all above items.
- The rate shall include the cost of all labour, scaffolding, etc. to complete the whole work satisfactorily as per instruction of EIC.
- No extra payment will be given for any of the reasons.
- The work done shall be measured in per Running Meter. The rate shall be for a unit of one Meter.

Item No 12 : Removal of existing Male toilet block sanitary fittings like wash basin w.c. pan, Indian and European type flushing tank , Urinal , all type of cock , accessories , basin counter etc. including stacking of the materials with all lead and lift. As per existing site conditions work complete as per the instruction of EIC. (Male Toilet)

1. Workmanship:

- Remove of existing Male toilet sanitary fittings & vessals like basin counter, wash basin, W.C. pan, Indian and European type flushing tank, all type of cock, accessories, all pipe, terrace's services pipeline, accessories etc as per instruction of EIC. Work complete including all types of tools, tackles, labour etc complete at any level and height.

2. Measurements:

- The rate shall be consolidated for all above items.
- The rate shall include the cost of all labour, scaffolding, etc. to complete the whole work satisfactorily as per instruction of EIC.
- No extra payment will be given for any of the reasons.
- The work done shall be measured in per toilet. The rate shall be for a unit of one Toilet.

Item No 13 : Removal of existing Female toilet block sanitary fittings like wash basin w.c. pan, Indian and European type flushing tank , all type of cock , accessories, basin counter etc. including stacking of the materials with all lead and lift. As per existing site conditions work complete as per the instruction of EIC. (Female Toilet)

1. Workmanship:

- Remove of existing Female toilet sanitary fittings & vessals like basin counter, wash basin, W.C. pan, Indian and European type flushing tank, all type of cock, accessories, all pipe, terrace's services pipeline, accessories etc as per instruction of EIC. Work complete including all types of tools, tackles, labour etc complete at any level and height.

2. Measurements:

- The rate shall be consolidated for all above items.

- The rate shall include the cost of all labour, scaffolding, etc. to complete the whole work satisfactorily as per instruction of EIC.
- No extra payment will be given for any of the reasons.
- The work done shall be measured in per toilet. The rate shall be for a unit of one Toilet.

Item No 14 : Removal of existing Female toilet block sanitary fittings like wash basin w.c. pan, Indian and European type flushing tank , all type of cock , accessories, basin counter etc. including stacking of the materials with all lead and lift. As per existing site conditions work complete as per the instruction of EIC. (D Toilet)

1. Workmanship:

- Remove of existing D toilet sanitary fittings & vessals like basin counter, wash basin, W.C. pan, Indian and European type flushing tank, all type of cock, accessories, all pipe, terrace's services pipeline, accessories etc as per instruction of EIC. Work complete including all types of tools, tackles, labour etc complete at any level and height.

2. Measurements:

- The rate shall be consolidated for all above items.
- The rate shall include the cost of all labour, scaffolding, etc. to complete the whole work satisfactorily as per instruction of EIC.
- No extra payment will be given for any of the reasons.
- The work done shall be measured in per toilet. The rate shall be for a unit of one Toilet.

Item No 15 : RCC Core cut : Drilling with core cutting machine in RCC beams, slabs, floors etc., for laying pipes and rendering the same in RCC 1:2:4 finishing the same to the satisfaction of the Architect/EIC.etc., complete, at all levels. The rate shall also include for providing EPOXY based water proofing compound for sealing the joints around the pipes up to any depth at all heights & levels. Work complete including all type of tools, tackles, scaffolding, safety measures etc complete as per instruction of Architect/EIC. a) 100 mm dia

And

Item No: 16 RCC Core Cut : b) 150mm dia.

And

Item No: 17 RCC Core Cut : c) 200mm dia.

1. Workmanship:

- Drilling with core cutting machine in RCC beams, slabs, floors etc., for laying pipes and rendering the same in RCC 1:2:4 finishing the same to the satisfaction of the Architect/EIC.etc., complete, at all levels.
- Work including for providing EPOXY based water proofing compound for sealing the joints around the pipes up to any depth at all heights & levels.
- Work complete including all types of tools, tackles, labour etc complete at any level and height.

2. Measurements:

- The rate shall be consolidated for all above items.
- The rate shall include the cost of all labour, scaffolding, etc. to complete the whole work satisfactorily as per instruction of EIC.
- No extra payment will be given for any of the reasons.
- The work done shall be measured in per toilet. The rate shall be for a unit of one Toilet.

Item No: 27 Terrace waterproofing :

Providing and Applying of waterproofing treatment in terrace area as per below specification.

Cleaning of existing Terrace +Surface & Crack filling: Carry out crack filling wherever required. Big cracks can be filled with Cement: Fine sand in ratio 1:3 or by using suitable exterior durable, polymer + cement-based crack filling compound of a reputed brand. Fill the hairline cracks up to 3 mm thickness with Asian Paints Smart Care Crack Seal by applying one coat of exterior primer and two coats of Crack Seal on the cracks. Intercut interval between these coats should be min. 10 – 12 hrs. Big joint cracks (up to 40 mm width) can be filled with Asian Paints Hybrid PU Sealant

Damp Proof /Damp proof Ultra Application: -

- Apply one coat of Asian paints Smart Care Damp proof With 25% dilution by water with the help of Asian paints Smart Care Roller 800 as a priming coat
- Allow it to dry for 4-6 hrs. in clear sun light.
- Apply second coat of Asian Paints Smart Care Damp Proof/Ultra With out Dilution with the help of Asian Paints Smart Care Exterior Roller 800.
- Apply third Coat of Asian paints Smart Care Damp Proof/Ultra Without dilution with the help of Asian paints Smart Care Exterior roller 800.
- Allow it to dry for 4-6 hrs.in clear sun light.

The whole work is to be executed through specialized agency with a guarantee of 10 years given on a prescribed proforma duly stamped. The waterproofing work 10% will be retained from the billing amount for 5 years (without interest). The amount shall be refunded after Five years without interest. work complete including all type of tools, tackles, scaffolding, safety measures etc complete at any level and height. Work complete as per the instruction of EIC/Client/Architect.

1. Materials:

- All type of material shall be used as per approved make list and confirming to relevant IS codes and approved by EIC/Architect.

2. Workmanship:

- Work complete as per above specification.
- Work complete including all types of tools, tackles, labour etc complete at any level and height.
- The whole work is to be completed as per design; sample material & any other requirement shall be as per instruction of Architect/Client.

3. Measurement

- The rate shall be consolidated for all above items.
- The rate shall include the cost of all materials, finishing, labour, etc. to complete the whole work satisfactorily as per instruction of EIC/Architect.
- No extra payment will be given for any of the reasons.
- The rate shall be for a unit of one Square meter

Item No: 28 Toilet Waterproofing: Providing and Applying of waterproofing treatment in toilet block as per below specification.

Surface Preparation: All loose and de-bonded concrete/ screed shall be removed and proper repairing to be carried with polymer modified mortar. Appropriate surface grinders and equipment's must be used to remove the undulations, sharp edge of the screed, broken china chips mosaic tile etc. Washing the roof - terrace surface and making it dust free. Surface must be clean, dry and in sound condition to ensure adequate adhesion. Ensure Undulations /depression in roof surface where water may stagnate shall be leveled and repair with the application of one coat of Dr. Fixit Pidicrete URP in the ratio of 1:1 (URP: Cement) by volume and apply with brush.

Waterproof Coating: Apply 1st coat of Dr. Fixit HydroShield PUD plus without dilution spreading at the rate of 0.70/litre/Sq.mt/Coat until all surface is covered. Lay a 45 GSM Fiber glass mesh as a reinforcing material which is incorporated in the coating when the first coat is still in wet

condition. Allow the first coat to dry for approximately 4-6 hours before applying the 2nd coat at 90° to the first coat. Ensure there are no pinholes or air bubbles on the membrane surface.

Apply second coat of Dr. Fixit HydroShield PUD Plus without dilution spreading at the rate of 0.70/litre/Sq.mt/Coat to achieve total dry film thickness of 850 to 1000 microns at forced coverage at the rate of 1.40/ litre/ Sq.mt in 2 heavy coats. The products have following technical parameters: compressive strength of ≥ 4.00 N/ mm² with 45 GSM glass fiber mesh confirming to ASTM D 412; Elongation at break $\geq 300\%$ and crack bridging ability up to 3 mm, UV resistance , Green certified from GRIHA, meeting Standard as per ASTM D6083 - 97a, Solar reflective index of 105 , crack bridging upto 3mm , Low VOC contain, excellent adhesion property of 1.5 N/mm² as per ASTM D 3359, excellent water resistance, alkali resistance and Efflorescence resistance. The whole work is to be executed through specialized agency with a guarantee of 5 (Five) years given on a prescribed proforma duly stamped. The waterproofing work 10% will be retained from the billing amount for 5 years (without interest). The amount shall be refunded after Five years without interest. work complete including all type of tools , tackles, scaffolding, safety measures etc complete at any level and height. Work complete as per the instruction of EIC/Client/Architect.

1. Materials:

- All type of material shall be used as per approved make list and confirming to relevant IS codes and approved by EIC/Architect.

2. Workmanship:

- Work complete as per above specification.
- Work complete including all types of tools, tackles, labour etc complete at any level and height.
- The whole work is to be completed as per design; sample material & any other requirement shall be as per instruction of Architect/Client.

3. Measurement

- The rate shall be consolidated for all above items.
- The rate shall include the cost of all materials, finishing, labour, etc. to complete the whole work satisfactorily as per instruction of EIC/Architect.
- No extra payment will be given for any of the reasons.
- The rate shall be for a unit of one Square meter.

Item No: 29 Rising Dampness and Negative side waterproofing for internal walls: For rising dampness and encapsulation treatment of dampness on internal walls treatment to be done with Diasen -Watstop, a 3 component product having resistance to water ingress of 9.5 ATM for both Negative side and positive and should have excellent resistance to Salt. Diasen - Watstop to be applied in 2 coats at consumption rate of 1 kg/m². The application can be done by Brush or roller to give smooth and even finish good enough for putty/paint application. Work complete including all type of tools, tackles, scaffolding etc complete at any level and height. Work complete as per the instruction of EIC/Client/Architect.

1. Materials:

- All type of material shall be used as per approved make list and confirming to relevant IS codes and approved by EIC/Architect.

2. Workmanship:

- Work complete as per above specification.
- Before execution the contractor shall the examine the required area for Treatment. After approval of Architect / EIC, work shall execute as per requirement.
- Work complete including all types of tools, tackles, labour etc complete at any level and height.

- The whole work is to be completed as per design; sample material & any other requirement shall be as per instruction of Architect/Client.

3. Measurement

- The rate shall be consolidated for all above items.
- The rate shall include the cost of all materials, finishing, labour, etc. to complete the whole work satisfactorily as per instruction of EIC/Architect.
- No extra payment will be given for any of the reasons.
- The rate shall be for a unit of one Square meter.

Item No: 30 Toilet Flooring : Providing and laying Lapato/Matt/Glossy/ Non Skid/Rustic finish /Sugar finish Vitrified tiles flooring using minimum 10 mm thick tiles of as per approved make list by architect/client , tile size (600 mm X 600 mm) including preparing base for leveling with 20mm thick cement mortar 1:6 (1 cement : 6 coarse sand) and jointed with 3mm thick epoxy grouting as per approved make of approved shade and colour in proper line and level as per detailed drawing / instruction and approval by architect. The rate shall be inclusive of protecting the flooring by plaster of Paris applying and after completion of work remove or 4 mm thick protection sheet of Supreme make EPE+HM Blue. Basic rate of tile is Rs. 40/Sqft

1. Materials:

- 10 mm thick tiles for toilet area shall be used as per approved make & sample by client & Architect.
- Epoxy grouting shall be used of Laticrete or equivalent approved material by EIC/Architect.
- All type of material shall be used for flooring work as per approved make list and confirming to relevant IS codes and approved by EIC/Architect.

2. Workmanship:

- **Bedding:**

- Bedding shall be cleaned, wetted and mopped. The bedding shall then be laid evenly over the surface tamped and corrected to desired level and allowed to harden enough to offer a rigid cushion to tiles and to enable the monsoon to place wooden planks across and squat on it.

- The tiles shall be laid on cement mortar bedding of 20 mm. thick in CM.1:6. The mortar shall have sufficient plasticity for laying and there shall be no hard lumps that would interfere with the evenness of bedding. The bedding shall be cleared and well wetted. The mortar shall then be spread in thickness not less than 20 mm. at any place and average 20 mm thickness. The proportion of the cement mortar shall be as specified in the item.

- **Fixing tiles:**

- The tiles before laying shall be soaked in water for at least two hours. Neat grey cement grout at 33 kg/Cement/Sqmt. of honey like consistency shall be spread over the mortar bedding as directed. The edges of the tiles shall be smeared with neat cement slurry. The tiles shall be well pressed and gently tapped with a wooden mallet till they are properly bedded and in level with the adjoining tiles. There shall be no hollows in bed or joints. The joints between the tiles shall be as in straight line or as per pattern as per detailed drawing.
- The tiles shall not have staggered joints. The joints shall be true to centre line both ways. The Nahni trap coming in the flooring shall be so positioned that its grating shall replace only one tile as far as possible. Where full size tiles cannot be fixed they shall be cut (Swan) to the required size and the edges rubbed smooth to ensure straight and true joints. The joints shall be filled with laticrete grouting and loose material removed. Laticrete shall be used for pointing the joints. After fixing the tiles finally in an even plane the flooring shall be kept wet and allowed to nature undisturbed for 7 days.

- **Cleaning:**

- The surplus grouting material that may have come out of the joints shall be cleaned off before it sets. Once the floor has set, it shall be carefully washed, cleared and dried. Proper precautions and measures shall be taken to ensure that the tiles are not damaged in any way till the completion of the construction.
- The whole work is to be completed as per design; sample material & any other requirement shall be as per instruction of EIC/Architect.

3. Measurements:

- The rate shall be consolidated for all above items.
- The rate shall include the cost of all materials, finishing, labour, scaffolding, etc. to complete the whole work satisfactorily as per instruction of EIC/Architect.
- No extra payment will be given for any of the reasons.
- The work done shall be measured in square meter for visible area of work done. The length and width of the flooring shall be measured between the faces of Skirting or dedo or plastered face of wall as the case may be. The paving under dedo or skirting shall not be measured. No deduction shall be made not extra paid for any opening in the floor of area up to 0.1 sqmt. Nothing extra shall be paid for laying the floors at different levels in the same rooms. The rate shall be for a unit of one square meter.

Item No: 31 Toilet Dado Work : Providing and laying Lapato/ Matt /Glossy/ Non skid,/Rustic finish/sugar finish Vitrified tiles in dado using minimum 10 mm thick tiles as per approved make list by architect /client (size 600 mm X1200mm) fixed in dado on 10 mm thick Cement plaster 1:3 (1 cement: 3 coarse sand) All surfaces must be dimensionally stable according to IS 1443-1972, level, cured, undamaged, compact,rigid,resistant, dry and free from any debonding agents tiles fixed by approved tile adhesive and all application shall be done under instruction of manufacturer guideline and specification , and jointed with 3mm thick epoxy grouting as per approved make of approved shade and colour in proper line and level as per detailed drawing / instruction all complete as per approved sample by Architect, drawings and instruction of EIC at all floors / all levels / all heights and all shapes . Basic rate of tile is Rs. 45/Sq.ft

1. Materials:

- 10 mm thick tiles for toilet area dado shall be used as per approved make & sample by client & Architect.
- Epoxy grouting shall be used of Laticrete or equivalent approved material by EIC/Architect.
- All type of material shall be used for dado work as per approved make list and confirming to relevant IS codes and approved by EIC/Architect.

2. Workmanship:

- **Preparation of Surface:** In case of brick masonry wall, the joints shall be raked out to a depth of least 15 mm. In case of concrete wall the surface shall be chiseled and roughed with wire brushes. The surface shall be cleaned and wetted thoroughly before commencing the laying work.
- **Laying:** The wall surface shall be covered with 10 mm. thick plaster of cement mortar 1:3 mix and allowed to harden. The plaster shall be roughened with wire brushes both ways. The back of tiles shall be floated with grey cement slurry set and edges with white cement slurry in bedding mortar. The tiles shall be gently tapped in position on after the other keeping the joints as thin as possible. Top of skirting or dedo shall be truly horizontal and the joints vertical or as per required pattern. Risers of steps, skirting and dedo shall rest on top of treads or flooring. Where full size tiles cannot be fixed, they shall be cut to the required size and the edges are smoothed. The joints shall be cleaned and flush pointed with laticrete grouting. The surface shall be kept wet for seven days. After curing the surface shall be washed clean. The whole work is to be completed as per design; sample material & any other requirement shall be as per instruction of EIC/Architect.

3. Measurements:

- The rate shall be consolidated for all above items.
- The rate shall include the cost of all materials, finishing, labour, scaffolding, etc. to complete the whole work satisfactorily as per instruction of EIC/Architect.
- No extra payment will be given for any of the reasons.
- Dedo shall be measured in square meters. Length and height shall be measured along the finished face of the dedo including curves, where special such as corners, internal and external angles, etc., used. The length and height shall be measured correct to the centimeter. The rate shall be for a unit of one square meter.

Item No : 32 : Vitrified Flooring : tile size 800 x 1600 mm

Providing and laying Lapato/ Glossy/ Matt/ Rustic/ Sugar/ Satin finish Vitrified tiles flooring using minimum 10 mm thick tiles as per approved make list or selected by Architect, tile size 800 x 1600 mm including preparing base for leveling with 20mm thick cement mortar 1:6 (1 cement : 6 coarse sand) and jointed with 3mm thick epoxy grouting of approved shade and color in proper line and level as per detailed drawing / instruction and approval by architect. The rate shall be inclusive of protecting the flooring by plaster of Paris and plastic and/or bubble top sheets. Basic rate of tile is Rs. 70/Sqft.

Item No : 33 : Vitrified Flooring : tile size 800 x 1600 mm : Lift Lobby

"-----Do-----" as per above specification for complete work. Basic rate of tile is Rs. 70/Sqft.

1. Materials:

- 10 mm thick tiles shall be used as per approved make & sample by client & Architect.
- Epoxy grouting shall be used of Laticrete or equivalent approved material by EIC/Architect.
- All type of material shall be used for flooring work as per approved make list and confirming to relevant IS codes and approved by EIC/Architect.

2. Workmanship:

• Bedding:

- Bedding shall be cleaned, wetted and mopped. The bedding shall then be laid evenly over the surface tamped and corrected to desired level and allowed to harden enough to offer a rigid cushion to tiles and to enable the monsoon to place wooden planks across and squat on it.
- The tiles shall be laid on cement mortar bedding of 20 mm. thick in CM.1:6. The mortar shall have sufficient plasticity for laying and there shall be no hard lumps that would interfere with the evenness of bedding. The bedding shall be cleared and well wetted. The mortar shall then be spread in thickness not less than 20 mm. at any place and average 20 mm thickness. The proportion of the cement mortar shall be as specified in the item.

• Fixing tiles:

- The tiles before laying shall be soaked in water for at least two hours. Neat grey cement grout at 33 kg/Cement/Sqmt. of honey like consistency shall be spread over the mortar bedding as directed. The edges of the tiles shall be smeared with neat cement slurry. The tiles shall be well pressed and gently tapped with a wooden mallet till they are properly bedded and in level with the adjoining tiles. There shall be no hollows in bed or joints. The joints between the tiles shall be as in straight line or as per pattern as per detailed drawing.
- The tiles shall not have staggered joints. The joints shall be true to centre line both ways. The Nahni trap coming in the flooring shall be so positioned that its grating shall replace only one tile as far as possible. Where full size tiles cannot be fixed they shall be cut (Swan) to the required size and the edges rubbed smooth to ensure straight and true joints. The

joints shall be filled with latocrete grouting and loose material removed. Latocrete shall be used for pointing the joints. After fixing the tiles finally in an even plane the flooring shall be kept wet and allowed to nature undisturbed for 7 days.

- **Cleaning:**
- The surplus grouting material that may have come out of the joints shall be cleaned off before it sets. Once the floor has set, it shall be carefully washed, cleared and dried. Proper precautions and measures shall be taken to ensure that the tiles are not damaged in any way till the completion of the construction.
- The whole work is to be completed as per design; sample material & any other requirement shall be as per instruction of EIC/Architect.

3. Measurements:

- The rate shall be consolidated for all above items.
- The rate shall include the cost of all materials, finishing, labour, scaffolding, etc. to complete the whole work satisfactorily as per instruction of EIC/Architect.
- No extra payment will be given for any of the reasons.
- The work done shall be measured in square meter for visible area of work done. The length and width of the flooring shall be measured between the faces of Skirting or dedo or plastered face of wall as the case may be. The paving under dedo or skirting shall not be measured. No deduction shall be made not extra paid for any opening in the floor of area up to 0.1 sqmt. Nothing extra shall be paid for laying the floors at different levels in the same rooms. The rate shall be for a unit of one square meter.

Item No : 34 Providing and fixing Heat Resistant Terrace Tiles (300 mm x 300 mm x 20 mm) with SRI (solar refractive index) > 78, solar reflection > 0.70 and initial emittance > 0.75 on waterproof and sloped surface of terrace, laid on 20 mm thick cement sand mortar in the ratio of 1:4 (1 cement : 4 coarse sand) and grouting the joints with mix of white cement & marble powder in ratio of 1:1, including rubbing and polishing of the surface upto 3 cuts complete, including providing skirting upto 150 mm height along the parapet walls in the same manner.

1. Materials:

- 15 mm thick Artificial stone shall be used as per approved sample by client & Architect.
- All type of material shall be used as per approved make list and confirming to relevant IS codes and approved by EIC/Architect.

2. Workmanship:

- Work complete as per above specification.
- Work complete including all types of tools, tackles, labour etc complete at any level and height.
- The whole work is to be completed as per design; sample material & any other requirement shall be as per instruction of Architect/Client.

3. Measurement

- The rate shall be consolidated for all above items.
- The rate shall include the cost of all materials, finishing, labour, etc. to complete the whole work satisfactorily as per instruction of EIC/Architect.
- No extra payment will be given for any of the reasons.
- The rate shall be for a unit of one Square meter.

Item No : 37 : Vitrified Skirting work: Providing and laying Lapato /Glossy finish vitrified tiles in skirting using minimum 10 mm thick vitrified tiles of approved make list or as selected by Architect of premium quality fixed in skirting on 10 mm thick Cement plaster 1:3 (1 cement : 3 coarse sand) and jointed with 6 mm thick-min. 75 mm height laticrete grouting of approved shade and colour in proper line and level for average 125 mm height as per detailed drawing /instruction and approval by architect. Basic rate of tile is Rs. 70/Sqft.

and

Item No : 38: Lift cladding : 2400 x 1200 mm : BULL BERRY GREY

" -----Do-----" as per above specification for complete work. Basic rate of tile is Rs. 125/Sqft.

1. Materials:

- 10 mm thick GVT tiles for skirting shall be used as per approved make & sample by client & Architect.
- Epoxy grouting shall be used of Laticrete or equivalent approved material by EIC/Architect.
- All type of material shall be used for skirting work as per approved make list and confirming to relevant IS codes and approved by EIC/Architect.

2. Workmanship:

- **Preparation of Surface:** In case of brick masonry wall, the joints shall be raked out to a depth of least 15 mm. In case of concrete wall the surface shall be chiseled and roughed with wire brushes. The surface shall be cleaned and wetted thoroughly before commencing the laying work.
- **Laying:** The wall surface shall be covered with 10 mm. thick plaster of cement mortar 1:3 mix and allowed to harden. The plaster shall be roughened with wire brushes both ways. The back of tiles shall be floated with grey cement slurry set and edges with white cement slurry in bedding mortar. The tiles shall be gently tapped in position on after the other keeping the joints as thin as possible. Top of skirting or dedo shall be truly horizontal and the joints vertical or as per required pattern. Risers of steps, skirting and dedo shall rest on top of treads or flooring. Where full size tiles cannot be fixed, they shall be cut to the required size and the edges are smoothed. The joints shall be cleaned and flush pointed with laticrete grouting. The surface shall be kept wet for seven days. After curing the surface shall be washed clean. The whole work is to be completed as per design; sample material & any other requirement shall be as per instruction of EIC/Architect.

3. Measurements:

- The rate shall be consolidated for all above items.
- The rate shall include the cost of all materials, finishing, labour, scaffolding, etc. to complete the whole work satisfactorily as per instruction of EIC/Architect.
- No extra payment will be given for any of the reasons.
- The length shall be measured for payment. The rate shall be for a unit of one Square meter.

Item No : 39 : Artificial Stone Flooring : Providing & laying approved quality 15 mm thick Artificial stone flooring of approved shade, in required sizes and shapes, set with cement slurry (minimum 4.4 kg cement/sqm) including 35mm to 70 mm thick (Average thickness 50 mm) cement mortar bedding (thickness of mortar bedding to be decided as per requirement and as directed by EIC or his representative) in 1:6 laid and jointed with white cement and matching pigment including rubbing, re-polishing after fixing to remove any undulation between the joints (if required) with different grades of Emery, refilling of open joints, curing, daily cleaning and mopping, shall be done up to the satisfaction of the EIC (Only finished work will be measured.) etc. all complete as per approved sample by Architect, drawings and instruction of EIC. at all floors / all levels / all heights and all shapes. The rate includes machine cut edges of uniform thickness and beveling and mirror polishing of edges. The rate shall be inclusive of protecting the flooring by plaster of Paris

applying and after completion of work remove or 4 mm thick protection sheet of Supreme make EPE+HM Blue. Basic rate of Artificial stone is Rs. 150/ Sqft.

1. Materials:

- 15 mm thick Artificial stone shall be used as per approved sample by client & Architect.
- All type of material shall be used as per approved make list and confirming to relevant IS codes and approved by EIC/Architect.

2. Workmanship:

- Work complete as per above specification.
- Work complete including all types of tools, tackles, labour etc complete at any level and height.
- The whole work is to be completed as per design; sample material & any other requirement shall be as per instruction of Architect/Client.

3. Measurement

- The rate shall be consolidated for all above items.
- The rate shall include the cost of all materials, finishing, labour, etc. to complete the whole work satisfactorily as per instruction of EIC/Architect.
- No extra payment will be given for any of the reasons.
- The rate shall be for a unit of one Square meter.

Item No : 40 : Artificial Stone door frame (up to 250 mm width): Providing & laying approved quality 15 mm thick Artificial stone work of approved shade (selected and sorted for its uniform colour and thickness), in door frame etc. in required sizes and shapes, set with cement slurry (minimum 4.4 kg cement/sqm) including 35mm to 70 mm thick (Average thickness 50 mm) cement mortar bedding (thickness of mortar bedding to be decided as per requirement and as directed by EIC or his representative) in 1:6 laid and jointed with white cement and matching pigment including rubbing, re-polishing after fixing to remove any undulation between the joints (if required) with different grades of Emery, refilling of open joints, curing, daily cleaning and mopping, shall be done up to the satisfaction of the EIC (Only finished work will be measured.) etc. all complete as per approved sample by Architect, drawings and instruction of EIC. Including 4 mm deep groove, at all floors, all levels, all heights and all shapes. The rate includes machine cut edges of uniform thickness and beveling and polishing of edges. The rate shall be inclusive of protecting the flooring by plaster of Paris applying and after completion of work remove or 4 mm thick protection sheet of Supreme make EPE+HM Blue .Basic rate of Artificial stone is Rs. 150/ Sqft.

1. Materials:

- 15 mm thick Artificial stone shall be used as per approved sample by client & Architect.
- All type of material shall be used as per approved make list and confirming to relevant IS codes and approved by EIC/Architect.

2. Workmanship:

- Work complete as per above specification.
- Work complete including all types of tools, tackles, labour etc complete at any level and height.
- The whole work is to be completed as per design; sample material & any other requirement shall be as per instruction of Architect/Client.

3. Measurement

- The rate shall be consolidated for all above items.
- The rate shall include the cost of all materials, finishing, labour, etc. to complete the whole work satisfactorily as per instruction of EIC/Architect.
- No extra payment will be given for any of the reasons.
- The rate shall be for a unit of one Running meter.

Item No : 41 : Artificial Stone window sill (up to 250 mm width) : Providing & laying approved quality 15 mm thick Artificial stone work of approved shade (selected and sorted for its uniform colour and thickness)., in window sill etc. in required sizes and shapes, set with cement slurry (minimum 4.4 kg cement/sqm) including 35mm to 70 mm thick (Average thickness 50 mm) cement mortar bedding (thickness of mortar bedding to be decided as per requirement and as directed by EIC or his representative) in 1:6 laid and jointed with white cement and matching pigment including rubbing, re-polishing after fixing to remove any undulation between the joints (if required) with different grades of Emery, refilling of open joints, curing, daily cleaning and mopping, shall be done up to the satisfaction of the EIC (Only finished work will be measured.) etc. all complete as per approved sample by Architect, drawings and instruction of EIC. Including 4 mm deep groove, at all floors, all levels, all heights and all shapes. The rate includes machine cut edges of uniform thickness and beveling and polishing of edges. The rate shall be inclusive of protecting the flooring by plaster of Paris applying and after completion of work remove or 4 mm thick protection sheet of Supreme make EPE+HM Blue .Basic rate of Artificial stone is Rs. 150/ Sqft.

Materials:

- 15 mm thick Artificial stone shall be used as per approved sample by client & Architect.
- All type of material shall be used as per approved make list and confirming to relevant IS codes and approved by EIC/Architect.

2. Workmanship:

- Work complete as per above specification.
- Work complete including all types of tools, tackles, labour etc complete at any level and height.
- The whole work is to be completed as per design; sample material & any other requirement shall be as per instruction of Architect/Client.

3. Measurement

- The rate shall be consolidated for all above items.
- The rate shall include the cost of all materials, finishing, labour, etc. to complete the whole work satisfactorily as per instruction of EIC/Architect.
- No extra payment will be given for any of the reasons.
- The rate shall be for a unit of one Running meter.

Item No : 42 : Granite stone/ Artificial stone Pantry Platform: Providing & fixing two layers of Pantry platform basin counter, first layer using 25mm thick Kota stone of approved shade and second layer using approved shade and sample of 15 mm thick Granite stone, joined together with 1:4 Cement mortar bedding / approved tile adhesive , to true plane & level or to slopes, or close jointed with cement slurry with pigment of matching shade and colour and finishing with the same, including dedo 1'6", cutting stone as per required shape & size to fit sink & 3" to 9" fascia with molding, nosing, chamfered front edges, fixing, disposal of debris etc. finished as per design in detail drawing and instruction of Architect/EIC. sample mock shall be approved from Architect/EIC. Basic rate of Granite stone is Rs.150/ Sqft.

1. Materials:

- Granite stone shall be used as per approved sample by client & Architect.
- Tile adhesive and Pigments shall be used of as per approved by EIC/Architect.
- All type of material shall be used for Drinking counter work as per approved make list and confirming to relevant IS codes and approved by EIC/Architect.

2. Workmanship:

- Two layers of pantry platform, first layer using 25mm thick Kotastone of approved shade and second layer using approved shade and sample of Mirror finish Granite,

- joined together with 1:4 Cement mortar bedding / approved tile adhesive , to true plane & level or to slopes, or close jointed with cement slurry with pigment of matching shade and colour and finishing with the same,
- Including dedo1'6", and 3" to 9" fascia with moulding, nosing, chamfered front edges, fixing, disposal of debris etc.
- Work complete including all type of joining material, tools, tackles, with finishing, proper even surface etc as per specification and suggestion.
- The whole work is to be completed as per design; sample material & any other requirement shall be as per instruction of EIC/Architect.

3. Measurements:

- The rate shall be consolidated for all above items.
- The rate shall include the cost of all materials, finishing, labour, etc. to complete the whole work satisfactorily as per instruction of EIC/Architect.
- No extra payment will be given for any of the reasons.
- The rate shall be for a unit of one Running meter.

Item No : 43 : Artificial stone top Wash basin counter for toilet: Providing & fixing two layers of wash basin counter, first layer using 25mm thick Kota stone of approved shade and second layer using approved shade and sample of 15 mm thick Artificial stone, joined together with 1:4 Cement mortar bedding / approved tile adhesive , to true plane & level or to slopes, or close jointed with cement slurry with pigment of matching shade and colour and finishing with the same, including dedo 1'6", cutting stone as per required shape & size to fit Wash basin & 3" to 9" fascia with molding, nosing, chamfered front edges, fixing, disposal of debris etc. finished as per design in detail drawing and instruction of Architect/EIC. sample mock shall be approved from Architect/EIC. Basic rate of Artificial stone is Rs.150/ Sqft.

1. Materials:

- 15 mm thick Artificial stone shall be used as per approved sample by client & Architect.
- Tile adhesive and Pigments shall be used of as per approved by EIC/Architect.
- All type of material shall be used for Drinking counter work as per approved make list and confirming to relevant IS codes and approved by EIC/Architect.

2. Workmanship:

- Two layers of pantry platform, first layer using 25mm thick Kotastone of approved shade and second layer using approved shade and sample of Mirror finish Granite,
- joined together with 1:4 Cement mortar bedding / approved tile adhesive , to true plane & level or to slopes, or close jointed with cement slurry with pigment of matching shade and colour and finishing with the same,
- Including dedo1'6", and 3" to 9" fascia with moulding, nosing, chamfered front edges, fixing, disposal of debris etc.
- Work complete including all type of joining material, tools, tackles, with finishing, proper even surface etc as per specification and suggestion.
- The whole work is to be completed as per design; sample material & any other requirement shall be as per instruction of EIC/Architect.

3. Measurements:

- The rate shall be consolidated for all above items.
- The rate shall include the cost of all materials, finishing, labour, etc. to complete the whole work satisfactorily as per instruction of EIC/Architect.
- No extra payment will be given for any of the reasons.
- The rate shall be for a unit of one Running meter.

Item No: 44: Double Leaf Flush Door finish with veneer & Glass view panel: Providing and fixing in position 40 mm thick BWP grade single leaf flush doors of approved make, finished with both side 4 mm thick veneer with matt finish monocoat polish as approved, wooden frame with matt finish monocoat polish with chamfering, 8 mm toughened Glass view panel size 2050 x 750 mm, Hardware fittings like concealed door closer or floor spring, Door handle ,lock , Door stopper, Hinges etc. as per approved make & sample. work complete including all type of hardware, fittings, fixtures, bending, , safety measures as per instruction of Client/ Architect etc complete as per detailed drawings and specifications. sample mock shall be approved from Architect/ Client. Basic Rate of teak veneer - 120/Sqft.

1. Materials:

- 40 mm thick BWP flush door shall be used as per sample approved by Architect/Client.
- 4 mm thick veneer shall be used for finish of door as per approved make list and confirming to relevant IS codes and approved by Architect/Client.
- Hardware shall used of as per approved by Architect/Client.
- All type of material shall be used for Door as per approved make list and confirming to relevant IS codes and approved by Architect/Client.

2. Workmanship:

- Fixing of 40 mm thick BWP grade flush doors as per approved sample.
- Fixing of frame shall be used as per approved sample by Architect/Client
- Fixing of both sides 4 mm thick veneer with matt finish of mono coat polish as per approved sample by Architect/Client.
- Fixing of Hardware system of as per approved hardware as per selection of Architect/Client.
- All doors should be properly leveled without any sagging and with smooth opening and closing. There should be no variation or deviation of any kinds.
- The whole work is to be completed as per design; sample material & any other requirement shall be as per instruction of Architect/Client.

3. Measurements:

- The rate shall be consolidated for all above items.
- The rate shall include the cost of all materials, finishing, labour, etc. to complete the whole work satisfactorily as per instruction of Architect/Client.
- No extra payment will be given for any of the reasons.
- Rate to be inclusive of all material, wastage, necessary tools tackles etc for fixing at all heights and for all floors. Clear opening area shall be measured & paid in Square meter.

Item No: 45: Single Leaf Flush Door finish with one side veneer & one side laminate: Providing and fixing in position 40 mm thick BWP grade single leaf flush doors of approved make, finished with one side 4 mm thick veneer with matt finish monocoat polish and one side 1 mm thick Laminate as approved, wooden frame with polish, Hardware fittings like door closer, Door handle, Mortise lock , Door stopper, Hinges etc. as per approved make & sample. work complete including all type of hardware, fittings , fixtures, safety measures as per instruction of Client/ Architect etc complete as per detailed drawings and specifications. sample mock shall be approved from Architect/Client. Basic Rate of veneer - 120/Sqft. & Equivalent to VNR series laminate.

1. Materials:

- 40 mm thick BWP flush door shall be used as per sample approved by Architect/Client.
- 4 mm thick veneer & 1 mm thick laminate shall be used for finish of door as per approved make list and confirming to relevant IS codes and approved by Architect/Client.
- Hardware shall used of as per approved by Architect/Client.
- All type of material shall be used for Door as per approved make list and confirming to relevant IS codes and approved by Architect/Client.

2. Workmanship:

- Fixing of 40 mm thick BWP grade flush doors as per approved sample.
- Fixing of frame shall be used as per approved sample by Architect/Client
- Fixing of one side 4 mm thick veneer with matt finish of mono coat polish & one side 1 mm thick laminate as per approved sample by Architect/Client.
- Fixing of Hardware system of as per approved hardware as per selection of Architect/Client.
- All doors should be properly leveled without any sagging and with smooth opening and closing. There should be no variation or deviation of any kinds.
- The whole work is to be completed as per design; sample material & any other requirement shall be as per instruction of Architect/Client.

3. Measurements:

- The rate shall be consolidated for all above items.
- The rate shall include the cost of all materials, finishing, labour, etc. to complete the whole work satisfactorily as per instruction of Architect/Client.
- No extra payment will be given for any of the reasons.
- Rate to be inclusive of all material, wastage, necessary tools tackles etc for fixing at all heights and for all floors. Clear opening area shall be measured & paid in Square meter.

Item No: 46: Single Leaf Flush Door with glass view panel: Providing and fixing in position 40 mm thick BWP grade single leaf flush doors of approved make, finished with both side 1 mm thick VNR laminate s approved, 8mm toughened milky Glass view panel, door fixed on frame (excluding stone frame), Hardware fittings like concealed door closer or floor spring, Door handle, lock, Door stopper, Hinges etc. as per approved make & sample. Work complete including all type of hardware, fittings, fixtures, bending, bidding, safety measures, as per instruction of Client/ Architect etc complete as per detailed drawings and specifications. Sample mock shall be approved from Architect/ Client. Equivalent to VNR series laminate. (Toilet Door)

1. Materials:

- 40 mm thick BWP flush door shall be used as per sample approved by Architect/Client.
- 1 mm thick laminate shall be used for finish of door as per approved make list and confirming to relevant IS codes and approved by Architect/Client.
- Hardware shall used of as per approved by Architect/Client.
- All type of material shall be used for Door as per approved make list and confirming to relevant IS codes and approved by Architect/Client.

2. Workmanship:

- Fixing of 40 mm thick BWP grade flush doors as per approved sample.
- Fixing of frame shall be used as per approved sample by Architect/Client
- Fixing of both side 1 mm thick laminate as per approved sample by Architect/Client.
- Fixing of Hardware system of as per approved hardware as per selection of Architect/Client.
- All doors should be properly leveled without any sagging and with smooth opening and closing. There should be no variation or deviation of any kinds.
- The whole work is to be completed as per design; sample material & any other requirement shall be as per instruction of Architect/Client.

3. Measurements:

- The rate shall be consolidated for all above items.
- The rate shall include the cost of all materials, finishing, labour, etc. to complete the whole work satisfactorily as per instruction of Architect/Client.
- No extra payment will be given for any of the reasons.
- Rate to be inclusive of all material, wastage, necessary tools tackles etc for fixing at all heights and for all floors. Clear opening area shall be measured & paid in Square meter.

Item No: 47: WPC shutter with laminate finish (Duct area): Providing and fixing in position 12 mm thick WPC shutter of approved make with laminate finish as approved, shutter fixed with floor and above pivot of approved make, pivot cover plate, safety measures, lock & handle etc fixtures of approved make list with all necessary fittings etc. aluminium frame 25x30 Complete as per detailed drawings and specifications.

1. Materials:

- WPC shutter shall be used as per sample approved by Architect/Client.
- 1 mm thick laminate shall be used for finish of shutters as per approved make list and confirming to relevant IS codes and approved by Architect/Client.
- Hardware shall be used as per approved by Architect/Client.
- All type of material shall be used as per approved make list and confirming to relevant IS codes and approved by Architect/Client.

2. Workmanship:

- Fixing of frame shall be used as per approved sample by Architect/Client
- Finish of 1 mm thick laminate as per approved sample by Architect/Client.
- Fixing of Hardware system as per approved hardware as per selection of Architect/Client.
- All Shutters should be properly leveled without any sagging and with smooth opening and closing. There should be no variation or deviation of any kinds.
- The whole work is to be completed as per design; sample material & any other requirement shall be as per instruction of Architect/Client.

3. Measurements:

- The rate shall be consolidated for all above items.
- The rate shall include the cost of all materials, finishing, labour, etc. to complete the whole work satisfactorily as per instruction of Architect/Client.
- No extra payment will be given for any of the reasons.
- Rate to be inclusive of all material, wastage, necessary tools tackles etc for fixing at all heights and for all floors. Clear opening area shall be measured & paid in Square meter.

Item No: 48: Double Leaf Flush Door finish with paint & Glass view panel: Providing and fixing in position 32 mm thick BWP grade Double leaf flush doors of approved make, finished with both side enamel paint with matt finish as approved, wooden frame with matt finish monocoat polish with chamfering, 8 mm toughened Glass view panel size 450 x 750 mm, Hardware fittings like Door handle, Hinges etc. as per approved make & sample. work complete including all type of hardware, fittings, fixtures, bending, safety measures as per instruction of Client/ Architect etc complete as per detailed drawings and specifications.

1. Materials:

- 32 mm thick BWP flush door shall be used as per sample approved by Architect/Client.
- Enamel Paint shall be used for finish of door as per approved make list and confirming to relevant IS codes and approved by Architect/Client.
- Hardware shall be used as per approved by Architect/Client.
- All type of material shall be used for Door as per approved make list and confirming to relevant IS codes and approved by Architect/Client.
- 8 mm toughened Glass view panel size 450 x 750 mm

2. Workmanship:

- Fixing of 32 mm thick BWP grade flush doors as per approved sample.

- Fixing of frame shall be used as per approved sample by Architect/Client
- Fixing of both side Enamel paint as per approved sample by Architect/Client.
- Fixing of Hardware system of as per approved hardware as per selection of Architect/Client.
- All doors should be properly leveled without any sagging and with smooth opening and closing. There should be no variation or deviation of any kinds.
- The whole work is to be completed as per design; sample material & any other requirement shall be as per instruction of Architect/Client.

3. Measurements:

- The rate shall be consolidated for all above items.
- The rate shall include the cost of all materials, finishing, labour, etc. to complete the whole work satisfactorily as per instruction of Architect/Client.
- No extra payment will be given for any of the reasons.
- Rate to be inclusive of all material, wastage, necessary tools tackles etc for fixing at all heights and for all floors. Clear opening area shall be measured & paid in Square meter.

Item No: 49: Accoustic Door: Providing & fixing Single Leaf Flush Door 50 mm thick with both side veneer finish with Polish; Door frame shall be from Ply with -Veneer with matt finish monocoat polish, infill 25mm thick rockwool (48 kg/cumt density) with necessary vinyl gripper, necessary fittings. Hardware fittings like concealed door closer Door handle, lock, Door stopper, Hinges etc. as per approved make & sample. work complete including all type of hardware, fittings, fixtures etc shall be per approved make by Architect, bending, bidding, , safety measures as per instruction of Client/ Architect etc complete as per detailed drawings and specifications. sample mock shall be approved from Architect/ Client. Basic Rate for material only teak veneer - 120 /Sq.ft.

1. Materials:

- Accoustic door shall be used as per sample approved by Architect/Client.
- 4 mm thick veneer shall be used for finish of door as per approved make list and confirming to relevant IS codes and approved by Architect/Client.
- Hardware shall used of as per approved by Architect/Client.
- All type of material shall be used for Door as per approved make list and confirming to relevant IS codes and approved by Architect/Client.

2. Workmanship:

- Fixing of Accoustic doors as per approved sample.
- Fixing of frame shall be used as per approved sample by Architect/Client
- Fixing of both side 4 mm thick veneer with polish as per approved sample by Architect/Client.
- Fixing of Hardware system of as per approved hardware as per selection of Architect/Client.
- All doors should be properly leveled without any sagging and with smooth opening and closing. There should be no variation or deviation of any kinds.
- The whole work is to be completed as per design; sample material & any other requirement shall be as per instruction of Architect/Client.

3. Measurements:

- The rate shall be consolidated for all above items.
- The rate shall include the cost of all materials, finishing, labour, etc. to complete the whole work satisfactorily as per instruction of Architect/Client.
- No extra payment will be given for any of the reasons.

- Rate to be inclusive of all material, wastage, necessary tools tackles etc for fixing at all heights and for all floors. Clear opening area shall be measured & paid in Square meter.

Item No: 50: Sliding window: Domal section : 27x65 mm series

Supply & Fixing of Aluminium sliding window with powder coated as per by approved make & sample by architect/EIC.

Frame section: 40 x 89 x 1.5 mm

Shutter section : 27x 65 x 1.5 mm

Mosquito shutter : 27 x 65 x 1.5 mm

Glass : 5 mm thick clear reflective toughened glass of saint gobain or approved make list

including EPDM Gasket, Woolen In Shutter, Multiple Lock, Anti Rattling Guide, Lock Guide, handle Antilifting, Shutter Corner Clit, Shutter wing Connector, Interlock EPDM Gasket, Interlock Guide, Anti Capillary Pad, Bush Bottom silicon all side & All Necessary Hardware etc. complete as per detailed drawings, mock sample and specifications.

1. Materials:

- Sliding glass window shall be used as per sample approved by Architect/Client.
- Alluminium section with powder coating shall be used of as per approved by Architect/Client.
- Glass shall be used as per approved sample by Architect/Client.
- All type of material shall be used for window as per approved make list and confirming to relevant IS codes and approved by Architect/Client.

2. Workmanship:

- The whole work is to be completed as per design; sample material & any other requirement shall be as per instruction of Architect/Client.

3. Measurements:

- The rate shall be consolidated for all above items.
- The rate shall include the cost of all materials, finishing, labour, etc. to complete the whole work satisfactorily as per instruction of Architect/Client.
- No extra payment will be given for any of the reasons.
- Rate to be inclusive of all material, wastage, necessary tools tackles etc for fixing at all heights and for all floors. Clear opening area shall be measured & paid in Square meter.

Item No: 53: Providing & laying of 3 (three) coats with Royale luxury Emulsion paint of Asian Paint or equivalent approved brand in shades and colour as directed on wall surfaces to give an even shade incl. scaffolding to at any height with all labour and material after thoroughly brushing the surface & making free from mortar droppings and other foreign matter including surface preparation etc. complete. Including cost of all type of tools, tackles, all labour, materials, transportation, cleaning , at all floor, all level, all depth, all Height, all lead and lift, safety measures , performance warranty certificate etc. work complete as per the detailed drawing, approved sample, specifications and instruction of Architect/EIC. Sample mock shall be approved from Architect/EIC. The substrate must be sound, clean, dry, free from dust, oil, grease and laitance etc. All traces of release agents must be removed. On chalky and dusty surfaces, all loose material must be removed by stiff bristle brushing. The primer / paint application is to be done with the rollers. Rate shall be including crack filling and leveling as per manufacturer's specification.

1. Materials

- Interior paint shall be used as per sample approved by Architect/ EIC.
- All type of material shall be used for work as per approved make list and confirming to relevant IS codes and approved by Architect/ EIC.

2. Workmanship:

- **Scaffolding:** Wherever scaffolding is necessary it shall be erected in such a way that as far as possible on part of scaffolding shall rest against the surface to be colour washed. A properly secured strong and well tied suspended platform (Zoola) may be used for painting. Where ladders are used, pieces of old gunny bag shall be tied at top and bottom to prevent scratches to the floors and walls. For paint of ceilings proper stage scaffolding shall be erected where necessary.
- **Preparation of surface:** The substrate must be sound, clean, dry, free from dust, oil, grease and laitance etc. All traces of release agents must be removed. On chalky and dusty surfaces, all loose material must be removed by stiff bristle brushing. The primer / paint application is to be done with the rollers. Rate shall be including crack filling and levelling as per manufacturer's specification.
- **Application:** Applying 3 (three) coats with Royale luxury Emulsion paint, scaffolding to at any height with all labour and material thoroughly brushing the surface free from mortar droppings and other foreign matter and sand prepared smooth etc. complete.
- **Precautions:** Splashes on floors etc. shall be cleaned out without delay as they will be difficult to remove after hardening. Washing of surfaces treated with Paints shall not be done within 3 to 4 weeks of application.
- The whole work is to be completed as per design; sample material & any other requirement shall be as per instruction of EIC/Architect.
- Rate shall be including of crack filling and levelling as per manufacturer's specification.

3. Measurements:

- The rate shall be consolidated for all above items.
- The rate shall include the cost of all materials, finishing, labour, scaffolding etc. to complete the whole work satisfactorily as per instruction of EIC/Architect.
- No extra payment will be given for any of the reasons.
- Rate to be inclusive of all material, wastage, necessary tools tackles etc for fixing at all heights and for all floors. Area shall be measured & paid in Square Meter.

Item No: 55: EWC : Providing and fixing wash down water closet (European type W.C. pan with Jet) as per approved make of selection & shade with seat cover, P OR S Trap M.S. or G.I bracket, CP brass hinges and rubber buffers and Jointing the trap with soil pipe in cement mortar : 1:1 (1 cement : 1 fine sand) including cutting and making good the walls and floors where required with all labour and materials. All works to be carried out as per instructions and direction of Engineer-in-charge. Model Equivalent to CNS-WHT-959JSP

1. Material:

- EWC shall be used as per approved sample by Architect/Client.
- All type of material shall be used as per approved make list and confirming to relevant IS codes and approved by Architect/Client.

2. Workmanship:

- Work complete as per above specification.
- Work complete including all types of tools, tackles, labour etc complete at any level and height.
- The whole work is to be completed as per design; sample material & any other requirement shall be as per instruction of Architect/Client.

3. Measurements:

- The rate shall be consolidated for all above items.
- The rate shall include the cost of all materials, labour, scaffolding etc. to complete the whole work satisfactorily as per instruction of Architect/Client.
- No extra payment will be given for any of the reasons.

- Rate to be inclusive of all material, wastage, necessary tools tackles etc for fixing at all heights and for all floors.
- The work done shall be measured in Number for area of work done. The rate shall be for a unit of one Number.

Item No: 56: Providing and fixing Consealed cistern tank with frame work & Flushing plate of as per approved make by architect. Model Equivalent to JCS-WHT-2400

1. Material:

- Consealed cistern tank with frame work & Flushing plate shall be used as per approved sample by Architect/Client.
- All type of material shall be used as per approved make list and confirming to relevant IS codes and approved by Architect/Client.

2. Workmanship:

- Work complete as per above specification.
- Work complete including all types of tools, tackles, labour etc complete at any level and height.
- The whole work is to be completed as per design; sample material & any other requirement shall be as per instruction of Architect/Client.

3. Measurements:

- The rate shall be consolidated for all above items.
- The rate shall include the cost of all materials, labour, scaffolding etc. to complete the whole work satisfactorily as per instruction of Architect/Client.
- No extra payment will be given for any of the reasons.
- Rate to be inclusive of all material, wastage, necessary tools tackles etc for fixing at all heights and for all floors.
- The work done shall be measured in Number for area of work done. The rate shall be for a unit of one Number.

Item No: 57: Providing and fixing Metropole Flush valve dual flush of as per approved make of selection by architect. Model Equivalent to JCP-CHR-152415

1. Material:

- Metropole dual flush valve shall be used as per approved sample by Architect/Client.
- All type of material shall be used as per approved make list and confirming to relevant IS codes and approved by Architect/Client.

2. Workmanship:

- Work complete as per above specification.
- Work complete including all types of tools, tackles, labour etc complete at any level and height.
- The whole work is to be completed as per design; sample material & any other requirement shall be as per instruction of Architect/Client.

3. Measurements:

- The rate shall be consolidated for all above items.
- The rate shall include the cost of all materials, labour, scaffolding etc. to complete the whole work satisfactorily as per instruction of Architect/Client.
- No extra payment will be given for any of the reasons.
- Rate to be inclusive of all material, wastage, necessary tools tackles etc for fixing at all heights and for all floors.
- The work done shall be measured in Number for area of work done. The rate shall be for a unit of one Number

Item No: 58: Providing and fixing 12mm dia. Health faucet with 8 mm dia of as per approved make selected by Architect with flexible pipe of 1.mt. length and holding stands complete. Model Equivalent to ALD-CHR-573

1. Material:

- Health faucet shall be used as per approved sample by Architect/Client.
- All type of material shall be used as per approved make list and confirming to relevant IS codes and approved by Architect/Client.

2. Workmanship:

- Work complete as per above specification.
- Work complete including all types of tools, tackles, labour etc complete at any level and height.
- The whole work is to be completed as per design; sample material & any other requirement shall be as per instruction of Architect/Client.

3. Measurements:

- The rate shall be consolidated for all above items.
- The rate shall include the cost of all materials, labour, scaffolding etc. to complete the whole work satisfactorily as per instruction of Architect/Client.
- No extra payment will be given for any of the reasons.
- Rate to be inclusive of all material, wastage, necessary tools tackles etc for fixing at all heights and for all floors.
- The work done shall be measured in Number for area of work done. The rate shall be for a unit of one Number.

Item No: 59: Providing and fixing Counter top Wash Basin of as per approved make of selection including fittings and waste pipe etc. and fixing on wash basin counter by tile adhesive of approved make. Model Equivalent to JDS-WHT-25909

1. Material:

- Wash basin shall be used as per approved sample by Architect/Client.
- All type of material shall be used as per approved make list and confirming to relevant IS codes and approved by Architect/Client.

2. Workmanship:

- Work complete as per above specification.
- Work complete including all types of tools, tackles, labour etc complete at any level and height.
- The whole work is to be completed as per design; sample material & any other requirement shall be as per instruction of Architect/Client.

3. Measurements:

- The rate shall be consolidated for all above items.
- The rate shall include the cost of all materials, labour, scaffolding etc. to complete the whole work satisfactorily as per instruction of Architect/Client.
- No extra payment will be given for any of the reasons.
- Rate to be inclusive of all material, wastage, necessary tools tackles etc for fixing at all heights and for all floors.
- The work done shall be measured in Number for area of work done. The rate shall be for a unit of one Number.

Item No: 60: Providing and fixing 15mm dia Basin spout of as per approved make of selection. Model Equivalent to FLR-CHR-5441NK (Wall Mounted)

1. Material:

- Basin spout shall be used as per approved sample by Architect/Client.
- All type of material shall be used as per approved make list and confirming to relevant IS codes and approved by Architect/Client.

2. Workmanship:

- Work complete as per above specification.
- Work complete including all types of tools, tackles, labour etc complete at any level and height.
- The whole work is to be completed as per design; sample material & any other requirement shall be as per instruction of Architect/Client.

3. Measurements:

- The rate shall be consolidated for all above items.
- The rate shall include the cost of all materials, labour, scaffolding etc. to complete the whole work satisfactorily as per instruction of Architect/Client.
- No extra payment will be given for any of the reasons.
- Rate to be inclusive of all material, wastage, necessary tools tackles etc for fixing at all heights and for all floors.
- The work done shall be measured in Number for area of work done. The rate shall be for a unit of one Number.

Item No: 61: Providing and fixing 15mm dia two way Bib cock of as per approved make of selection. Model Equivalent to FLR-CHR-5041N

1. Material:

- Two way Bib cock shall be used as per approved sample by Architect/Client.
- All type of material shall be used as per approved make list and confirming to relevant IS codes and approved by Architect/Client.

2. Workmanship:

- Work complete as per above specification.
- Work complete including all types of tools, tackles, labour etc complete at any level and height.
- The whole work is to be completed as per design; sample material & any other requirement shall be as per instruction of Architect/Client.

3. Measurements:

- The rate shall be consolidated for all above items.
- The rate shall include the cost of all materials, labour, scaffolding etc. to complete the whole work satisfactorily as per instruction of Architect/Client.
- No extra payment will be given for any of the reasons.
- Rate to be inclusive of all material, wastage, necessary tools tackles etc for fixing at all heights and for all floors.
- The work done shall be measured in Number for area of work done. The rate shall be for a unit of one Number.

Item No: 62: Providing and fixing chromium plated Bottle Trap of as per approved make of selection with necessary coupling of approved make for wash basin & sink. Model Equivalent to ALD-CHR-769L

1. Material:

- Bottle trap shall be used as per approved sample by Architect/Client.
- All type of material shall be used as per approved make list and confirming to relevant IS codes and approved by Architect/Client.

2. Workmanship:

- Work complete as per above specification.
- Work complete including all types of tools, tackles, labour etc complete at any level and height.
- The whole work is to be completed as per design; sample material & any other requirement shall be as per instruction of Architect/Client.

3. Measurements:

- The rate shall be consolidated for all above items.
- The rate shall include the cost of all materials, labour, scaffolding etc. to complete the whole work satisfactorily as per instruction of Architect/Client.
- No extra payment will be given for any of the reasons.
- Rate to be inclusive of all material, wastage, necessary tools tackles etc for fixing at all heights and for all floors.
- The work done shall be measured in Number for area of work done. The rate shall be for a unit of one Number.

Item No: 63: Urinal : Providing and fixing urinal with Pressmatic Flush Valve Round of as per approved make of selection including connecting the urinal with waste pipe and all works related to this item etc complete. Model Equivalent to URS-WHT-132530 + PRS-CHR-073

1. Material:

- Urinal with Pressmatic flush valve shall be used as per approved sample by Architect/Client.
- All type of material shall be used as per approved make list and confirming to relevant IS codes and approved by Architect/Client.

2. Workmanship:

- Work complete as per above specification.
- Work complete including all types of tools, tackles, labour etc complete at any level and height.
- The whole work is to be completed as per design; sample material & any other requirement shall be as per instruction of Architect/Client.

3. Measurements:

- The rate shall be consolidated for all above items.
- The rate shall include the cost of all materials, labour, scaffolding etc. to complete the whole work satisfactorily as per instruction of Architect/Client.
- No extra payment will be given for any of the reasons.
- Rate to be inclusive of all material, wastage, necessary tools tackles etc for fixing at all heights and for all floors.
- The work done shall be measured in Number for area of work done. The rate shall be for a unit of one Number.

Item No: 64: Providing and fixing in position Soap Dispenser of as per approved make of selection with soap container. Model Equivalent to ACN-CHR-1135N

1. Material:

- Soap Dispenser shall be used as per approved sample by Architect/Client.
- All type of material shall be used as per approved make list and confirming to relevant IS codes and approved by Architect/Client.

2. Workmanship:

- Work complete as per above specification.
- Work complete including all types of tools, tackles, labour etc complete at any level and height.

- The whole work is to be completed as per design; sample material & any other requirement shall be as per instruction of Architect/Client.

3. Measurements:

- The rate shall be consolidated for all above items.
- The rate shall include the cost of all materials, labour, scaffolding etc. to complete the whole work satisfactorily as per instruction of Architect/Client.
- No extra payment will be given for any of the reasons.
- Rate to be inclusive of all material, wastage, necessary tools tackles etc for fixing at all heights and for all floors.
- The work done shall be measured in Number for area of work done. The rate shall be for a unit of one Number.

Item No: 65: Providing and fixing Toilet papers holder of as per approved make of selection or as directed by EIC. Model Equivalent to ACN1153N

1. Material:

- Toilet paper holder shall be used as per approved sample by Architect/Client.
- All type of material shall be used as per approved make list and confirming to relevant IS codes and approved by Architect/Client.

2. Workmanship:

- Work complete as per above specification.
- Work complete including all types of tools, tackles, labour etc complete at any level and height.
- The whole work is to be completed as per design; sample material & any other requirement shall be as per instruction of Architect/Client.

3. Measurements:

- The rate shall be consolidated for all above items.
- The rate shall include the cost of all materials, labour, scaffolding etc. to complete the whole work satisfactorily as per instruction of Architect/Client.
- No extra payment will be given for any of the reasons.
- Rate to be inclusive of all material, wastage, necessary tools tackles etc for fixing at all heights and for all floors.
- The work done shall be measured in Number for area of work done. The rate shall be for a unit of one Number.

Item No: 66: Providing and fixing Towel rack of as per approved make of selection or as directed by EIC. Jaquar ACN-1121N

1. Material:

- Towel rack shall be used as per approved sample by Architect/Client.
- All type of material shall be used as per approved make list and confirming to relevant IS codes and approved by Architect/Client.

2. Workmanship:

- Work complete as per above specification.
- Work complete including all types of tools, tackles, labour etc complete at any level and height.
- The whole work is to be completed as per design; sample material & any other requirement shall be as per instruction of Architect/Client.

3. Measurements:

- The rate shall be consolidated for all above items.
- The rate shall include the cost of all materials, labour, scaffolding etc. to complete the whole work satisfactorily as per instruction of Architect/Client.

- No extra payment will be given for any of the reasons.
- Rate to be inclusive of all material, wastage, necessary tools tackles etc for fixing at all heights and for all floors.
- The work done shall be measured in Number for area of work done. The rate shall be for a unit of one Number.

Item No: 67: Handrayer: Providing and fixing in position of Hand drayer of as per approved make list. Work completed as per the instruction of EIC. Model Equivalent to HDR-SAP-M99ACS

1. Material:

- Handrayer shall be used as per approved sample by Architect/Client.
- All type of material shall be used as per approved make list and confirming to relevant IS codes and approved by Architect/Client.

2. Workmanship:

- Work complete as per above specification.
- Work complete including all types of tools, tackles, labour etc complete at any level and height.
- The whole work is to be completed as per design; sample material & any other requirement shall be as per instruction of Architect/Client.

3. Measurements:

- The rate shall be consolidated for all above items.
- The rate shall include the cost of all materials, labour, scaffolding etc. to complete the whole work satisfactorily as per instruction of Architect/Client.
- No extra payment will be given for any of the reasons.
- Rate to be inclusive of all material, wastage, necessary tools tackles etc for fixing at all heights and for all floors.
- The work done shall be measured in Number for area of work done. The rate shall be for a unit of one Number.

Item No: 68: Providing and fixing 15mm dia. Angular Stop Cock of as per approved make of selection. Model equivalent to FLR5053N

1. Material:

- Angular stop cock shall be used as per approved sample by Architect/Client.
- All type of material shall be used as per approved make list and confirming to relevant IS codes and approved by Architect/Client.

2. Workmanship:

- Work complete as per above specification.
- Work complete including all types of tools, tackles, labour etc complete at any level and height.
- The whole work is to be completed as per design; sample material & any other requirement shall be as per instruction of Architect/Client.

3. Measurements:

- The rate shall be consolidated for all above items.
- The rate shall include the cost of all materials, labour, scaffolding etc. to complete the whole work satisfactorily as per instruction of Architect/Client.
- No extra payment will be given for any of the reasons.
- Rate to be inclusive of all material, wastage, necessary tools tackles etc for fixing at all heights and for all floors.
- The work done shall be measured in Number for area of work done. The rate shall be for a unit of one Number.

Item No: 69: Providing and fixing 15mm dia. Sink Cock of as per approved make of selection.

Model equivalent to: FLR-5347N

1. Material:

- Sink cock shall be used as per approved sample by Architect/Client.
- All type of material shall be used as per approved make list and confirming to relevant IS codes and approved by Architect/Client.

2. Workmanship:

- Work complete as per above specification.
- Work complete including all types of tools, tackles, labour etc complete at any level and height.
- The whole work is to be completed as per design; sample material & any other requirement shall be as per instruction of Architect/Client.

3. Measurements:

- The rate shall be consolidated for all above items.
- The rate shall include the cost of all materials, labour, scaffolding etc. to complete the whole work satisfactorily as per instruction of Architect/Client.
- No extra payment will be given for any of the reasons.
- Rate to be inclusive of all material, wastage, necessary tools tackles etc for fixing at all heights and for all floors.
- The work done shall be measured in Number for area of work done. The rate shall be for a unit of one Number.

Item No: 70: Providing and fixing Kitchen sink as per approved make including all fitting material including Fixing of with necessary plumbing work as per detail drawing and plumbing work.

Material approved by architect/EIC. Nirali : Grace Plain-510MM X 432MM

1. Material:

- Kitchen sink shall be used as per approved sample by Architect/Client.
- All type of material shall be used as per approved make list and confirming to relevant IS codes and approved by Architect/Client.

2. Workmanship:

- Work complete as per above specification.
- Work complete including all types of tools, tackles, labour etc complete at any level and height.
- The whole work is to be completed as per design; sample material & any other requirement shall be as per instruction of Architect/Client.

3. Measurements:

- The rate shall be consolidated for all above items.
- The rate shall include the cost of all materials, labour, scaffolding etc. to complete the whole work satisfactorily as per instruction of Architect/Client.
- No extra payment will be given for any of the reasons.
- Rate to be inclusive of all material, wastage, necessary tools tackles etc for fixing at all heights and for all floors.
- The work done shall be measured in Number for area of work done. The rate shall be for a unit of one Number.

Item No: 71: Dustbin: Providing and placing in position S.S. Solid Pedal Bin with inner removable container of as per approved make and as selected by the Architect. Size: 10" X 15"

1. Material:

- SS solid pedal bin shall be used as per approved sample by Architect/Client.
- All type of material shall be used as per approved make list and confirming to relevant IS codes and approved by Architect/Client.

2. Workmanship:

- Work complete as per above specification.
- Work complete including all types of tools, tackles, labour etc complete at any level and height.
- The whole work is to be completed as per design; sample material & any other requirement shall be as per instruction of Architect/Client.

3. Measurements:

- The rate shall be consolidated for all above items.
- The rate shall include the cost of all materials, labour, scaffolding etc. to complete the whole work satisfactorily as per instruction of Architect/Client.
- No extra payment will be given for any of the reasons.
- Rate to be inclusive of all material, wastage, necessary tools tackles etc for fixing at all heights and for all floors.
- The work done shall be measured in Number for area of work done. The rate shall be for a unit of one Number.

Item No: 72: Providing and fixing 6 mm thick mirror of Saint Gobain/ Modiguard / Asahi as per approved make shall be fixed with profile frame section (copper/brass/silver/gray/black etc.). Provision shall be made for conceal led light work as per detailed drawing / instruction of architect complete. Rate shall be inclusive of frosting work as per detail drawing.

1. Material:

- 6 mm thick mirror shall be used as per approved sample by Architect/Client.
- All type of material shall be used as per approved make list and confirming to relevant IS codes and approved by Architect/Client.

2. Workmanship:

- Work complete as per above specification.
- Work complete including all types of tools, tackles, labour etc complete at any level and height.
- The whole work is to be completed as per design; sample material & any other requirement shall be as per instruction of Architect/Client.

3. Measurements:

- The rate shall be consolidated for all above items.
- The rate shall include the cost of all materials, labour, scaffolding etc. to complete the whole work satisfactorily as per instruction of Architect/Client.
- No extra payment will be given for any of the reasons.
- Rate to be inclusive of all material, wastage, necessary tools tackles etc for fixing at all heights and for all floors.
- The work done shall be measured in Sq.mt for area of work done. The rate shall be for a unit of one Square Meter.

Item No: 73: Toilet Cubical: @1000(W) X 1500(D) x 2050(H) mm Supply & Installation of Toilet Cubicles as per as per Architect selection & approved make. 12mm Compact Grade 1.5 mm thick laminate Board of the approved shade by Architect .Accessories for cubicles.1. Aluminum "U" Section with SS Exterior grade Finish.2. Aluminum "H" Section with SS Exterior grade Finish.3. Aluminum Top Rail with SS Exterior grade Finish.4. SS Coat Hook (SS 316)5. SS Privacy Thumb Turn (SS 316) 6.SS Door Knob (SS 316) 7. SS Hinges (SS 316)8. SS Adjustable Leg (SS 316)With Rubber lining and Screw Etc. Work complete including all type of fittings, fixtures, tools, etc complete as

per manufacturer specification and drawing.

1. Material:

- Toilet cubical shall be used as per approved make and sample by EIC/Architect.
- All type of material shall be used as per approved make list and confirming to relevant IS codes and approved by EIC/Architect.

2. Workmanship:

- Work complete as per manufacturer's specification.
- Work complete including all type of tools, tackles, scaffolding etc complete at any level and height
- The whole work is to be completed as per design; sample material & any other requirement shall be as per instruction of EIC/Architect.
- All the Cubical should be fitted to ensure accurate positioning & level of the ceiling, flooring, wall system as per the site/EIC requirements.

3. Measurements:

- The rate shall be consolidated for all above items.
- The rate shall include the cost of all materials, labour, scaffolding etc. to complete the whole work satisfactorily as per instruction of EIC/Architect.
- No extra payment will be given for any of the reasons.
- Rate to be inclusive of all material, wastage, necessary tools tackles etc for fixing at all heights and for all floors.
- The work done shall be measured in Numbers for area of work done. The rate shall be for a unit of one Numbers.

Item No: 74: JC shutter: Supply & Installation of Cubicles with shutter as per as per Architect selection & approved make. 12 mm Compact Grade 1.5 mm thick laminate Board of the approved shade by Architect. Accessories for cubicles. 1. Aluminum "U" Section with SS Exterior grade Finish.2. Aluminum "H" Section with SS Exterior grade Finish.3. Aluminum Top Rail with SS Exterior grade Finish.4. SS Coat Hook (SS 316)5. SS Privacy Thumb Turn (SS 316)6. SS Door Knob (SS 316)7. SS Hinges (SS 316)8. SS Adjustable Leg (SS 316)With Rubber lining and Screw Etc. Work complete including all type of fittings, fixtures, tools, etc complete as per manufacturer specification and drawing.

1. Material:

- JC Shutter shall be used as per approved make and sample by EIC/Architect.
- All type of material shall be used as per approved make list and confirming to relevant IS codes and approved by EIC/Architect.

2. Workmanship:

- Work complete as per manufacturer's specification.
- Work complete including all type of tools, tackles, scaffolding etc complete at any level and height
- The whole work is to be completed as per design; sample material & any other requirement shall be as per instruction of EIC/Architect.
- All the Cubical should be fitted to ensure accurate positioning & level of the ceiling, flooring, wall system as per the site/EIC requirements.

3. Measurements:

- The rate shall be consolidated for all above items.
- The rate shall include the cost of all materials, labour, scaffolding etc. to complete the whole work satisfactorily as per instruction of EIC/Architect.
- No extra payment will be given for any of the reasons.
- Rate to be inclusive of all material, wastage, necessary tools tackles etc for fixing at all heights and for all floors.

- The work done shall be measured in Numbers for area of work done. The rate shall be for a unit of one Numbers.

Item No: 75: Handicap toilet accessories: Providing and fixing Handicap toilet as per approved make , like one hinged rail , 4 nos of grab rail , including all type of fixtures , fittings,etc complete as per instruction of Architect/EIC. Rate shall be inclusive of all materials, loading, unloading, all taxes, transportation, placing at all floors and for all leads,etc complete as per detailed drawing & Instruction of Architect/EIC.

1. Material:

- Handicap toilet accessories shall be used as per approved make list and approved sample by Architect/Client.
- All type of material shall be used as per approved make list and confirming to relevant IS codes and approved by Architect/Client.

2. Workmanship:

- Work complete as per above specification.
- Work complete including all types of tools, tackles, labour etc complete at any level and height.
- The whole work is to be completed as per design; sample material & any other requirement shall be as per instruction of Architect/Client.

3. Measurements:

- The rate shall be consolidated for all above items.
- The rate shall include the cost of all materials, labour, scaffolding etc. to complete the whole work satisfactorily as per instruction of Architect/Client.
- No extra payment will be given for any of the reasons.
- Rate to be inclusive of all material, wastage, necessary tools tackles etc for fixing at all heights and for all floors.
- The work done shall be measured in Numbers for area of work done. The rate shall be for a unit of one Pair.

Item No: 76: ACP Clading: Designing, fabricating, testing, installing and fixing in position Curtain Wall with Aluminium Composite Panel Cladding, with open grooves for linear as well as curvilinear portions of the building , for all heights and all levels etc. including: (a) Structural analysis & design and preparation of shop drawings for pressure equalisation or rain screen principle as required, proper drainage of water to make it watertight including checking of all the structural and functional design. (b) Providing, fabricating and supplying and fixing panels of aluminium composite panel cladding in pan shape in metallic colour of approved shades made out of 4mm thick aluminium composite panel material consisting of 3mm thick FR grade mineral core sandwiched between two Aluminium sheets (each 0.5mm thick). The aluminium composite panel cladding sheet shall be coil coated, with Kynar 500 based PVDF / Lumiflon based fluoropolymer resin coating of approved colour and shade on face # 1 and polymer (Service) coating on face # 2 as specified using stainless steel screws, nuts, bolts, washers, cleats, weather silicone sealant, backer rods etc. (c) The fastening brackets of Aluminium alloy 6005 T5 / MS with Hot Dip Galvanised with serrations and serrated washers to arrest the wind load movement, fasteners, SS 316 Pins and anchor bolts of approved make in SS 316, Nylon separators to prevent bi-metallic contacts all complete required to perform as per specification and drawing The item includes cost of all material & labour component, the cost of all mock ups at site, cost of all samples of the individual components for testing in an approved laboratory, field tests on the assembled working curtain wall with aluminium composite panel cladding, cleaning and protection of the curtain wall

with aluminium composite panel cladding till the handing over of the building for occupation. Base frame work for ACP cladding is payable under the relevant aluminium item.s The Contractor shall provide curtain wall with aluminium composite panel cladding, having all the performance characteristics all complete , as per the Architectural drawings, as per item description, as specified, as per the approved shop drawings and as directed by the Engineer-in-Charge. However, for the purpose of payment, only the actual area on the external face of the curtain wall with Aluminum Composite Panel Cladding (including width of groove) shall be measured in sqm. up to two decimal places. (For lift area cladding).

1. Material:

- ACP shall be used as per approved make list and approved sample by Architect/Client.
- All type of material shall be used as per approved make list and confirming to relevant IS codes and approved by Architect/Client.

2. Workmanship:

- Work complete as per above specification.
- Work complete including all types of tools, tackles, labour etc complete at any level and height.
- The whole work is to be completed as per design; sample material & any other requirement shall be as per instruction of Architect/Client.

3. Measurements:

- The rate shall be consolidated for all above items.
- The rate shall include the cost of all materials, labour, scaffolding etc. to complete the whole work satisfactorily as per instruction of Architect/Client.
- No extra payment will be given for any of the reasons.
- Rate to be inclusive of all material, wastage, necessary tools tackles etc for fixing at all heights and for all floors.
- The work done shall be measured in Square Meter for area of work done. The rate shall be for a unit of one Square Meter.

Item No: 98: Providing and laying anticorrosive Treatment of Reinforcement by any approved make rebar corrosion protection system to existing reinforcement (The application shall be by brush). Process is to be complete as per the recommendation of manufacturer and direction of Engineer-in-charge. for payment exposed length of reinforcement will be measured. (Product - NITAZINC PRIMER of FOSROC /Friazinc® R of Sika/ Master Emaco P 130 of BASF or equivalent of pidilite & Krishna Conchem).Work complete including all type of tools, tackles, scaffolding, safety measures, loading, unloading, transportation, at all floors, all heights, all levels etc complete as per instruction of Architect/EIC. Bars upto 12mm Diameter.

And

Item No: 99: " -----Do-----as per above specification for complete work . Bars above 12mm diameter

1. Material:

- All type of material shall be used as per approved make list and confirming to relevant IS codes and approved by EIC/Architect.

2. Workmanship:

- Work complete as per manufacturer's specification.
- Work complete including all type of tools, tackles, scaffolding etc complete at any level and height

- The whole work is to be completed as per design; sample material & any other requirement shall be as per instruction of EIC/Architect.

3. Measurements:

- The rate shall be consolidated for all above items.
- The rate shall include the cost of all materials, labour, scaffolding etc. to complete the whole work satisfactorily as per instruction of EIC/Architect.
- No extra payment will be given for any of the reasons.
- Rate to be inclusive of all material, wastage, necessary tools tackles etc for fixing at all heights and for all floors.
- The work done shall be measured in Running Meter for area of work done. The rate shall be for a unit of one Running Meter.

Item No: 100: Making "V" groove of 5 mm wide and 5mm deep over crack line by electrically operated angle grinder with diamond concrete saw blade and cleaning it by air blower as directed by Engineer-in-charge Sealing of exposed "V" groove of 5mm deep and 5mm wide with solvent-free, moisture tolerant, thixotropic, two part structural adhesive and epoxy repair mortar cum surface levelling mortar the compressive strength of the epoxy repair mortar shall be = 60 N/mm² (14 Days) and Bond strength = 10 N/mm² (7 Days). (Product - NITOMORTAR S OF FOSROC/ Sikadur®- 31 of Sika/ MasterBrace 2200 BASF or equivalent of Pidilite or Krishna Conchem). Work complete including all type of tools, tackles, scaffolding, safety measures, loading, unloading, transportation, at all floors, all heights, all levels etc complete as per instruction of Architect/EIC.

1. Material:

- All type of material shall be used as per approved make list and confirming to relevant IS codes and approved by EIC/Architect.

2. Workmanship:

- Work complete as per manufacturer's specification.
- Work complete including all type of tools, tackles, scaffolding etc complete at any level and height
- The whole work is to be completed as per design; sample material & any other requirement shall be as per instruction of EIC/Architect.

3. Measurements:

- The rate shall be consolidated for all above items.
- The rate shall include the cost of all materials, labour, scaffolding etc. to complete the whole work satisfactorily as per instruction of EIC/Architect.
- No extra payment will be given for any of the reasons.
- Rate to be inclusive of all material, wastage, necessary tools tackles etc for fixing at all heights and for all floors.
- The work done shall be measured in Running Meter for area of work done. The rate shall be for a unit of one Running Meter

Item No: 101: Drilling and fixing NRV nozzles in RCC members, including (fixing material : Renderoc Plug of Fosroc / Sikadur-31 of Sika/ MasterBrace 2200 of BASF or equivalent of Pidilite & Krishna Conchem). Drilling Holes: Drilling 12mm dia, 50 to 75 mm deep holes in structural members of the intervals of 350 mm in staggered manner or as directed by the consultants in RC structural elements. Cleaning of holes: Clean the holes by air blower prior to fixing nozzles. Cutting of Nozzles: Cut the nozzles by chisel after completion of grouting without damaging structural elements: all type of structure Work complete including all type of tools, tackles, scaffolding,

safety measures, loading, unloading, transportation, at all floors, all heights, all levels etc complete as per instruction of Architect/EIC.

1. Material:

- All type of material shall be used as per approved make list and confirming to relevant IS codes and approved by EIC/Architect.

2. Workmanship:

- Work complete as per manufacturer's specification.
- Work complete including all type of tools, tackles, scaffolding etc complete at any level and height
- The whole work is to be completed as per design; sample material & any other requirement shall be as per instruction of EIC/Architect.

3. Measurements:

- The rate shall be consolidated for all above items.
- The rate shall include the cost of all materials, labour, scaffolding etc. to complete the whole work satisfactorily as per instruction of EIC/Architect.
- No extra payment will be given for any of the reasons.
- Rate to be inclusive of all material, wastage, necessary tools tackles etc for fixing at all heights and for all floors.
- The work done shall be measured in Each for area of work done. The rate shall be for a unit of one each.

Item No: 104: CABLE RAILING : Providing & fixings SS cable with tensioners with required all accessories tool tackles etc with approved by architect at all height SS cable Style Left Hand Lay Cable Size3/16"Alloy Type 316, Work complete as per the approved sample & instruction of EIC. Work complete including all type of material, fittings , fixtures, (three row cable) fixed on the solid wall/RCC through brackets & anchor fasteners, Railing height to be taken at 1050mm from floor level, Finish, safety measures , loading , unloading , transpiration, all leads ,accessories, sample mockup, all floor , all levels, all heights , necessary frame work,Scaffolding etc complete as per detailed drawings ,specifications & instruction of Client/EIC.

1. Material:

- SS cable railing work shall be used as per approved make and sample by EIC/Architect.
- All type of material shall be used as per approved make list and confirming to relevant IS codes and approved by EIC/Architect.

2. Workmanship:

- Work complete as per above specification.
- Work complete including all types of tools, tackles, labour etc complete at any level and height.
- The whole work is to be completed as per design; sample material & any other requirement shall be as per instruction of Architect/Client.

3. Measurements:

- The rate shall be consolidated for all above items.
- The rate shall include the cost of all materials, labour, scaffolding etc. to complete the whole work satisfactorily as per instruction of EIC/Architect.
- No extra payment will be given for any of the reasons.
- Rate to be inclusive of all material, wastage, necessary tools tackles etc for fixing at all heights and for all floors.
- Area shall be measured in Running Meter.

Item No: 105: Providing and fixing knock down handrail system comprising 50mm dia. Stainless steel pipe handrail (SS 316 - Matt Finish) mounted on the solid wall/RCC through brackets & anchor fasteners which will be placed at maximum 1200mm c/c distance and as per site requirement. Wall thickness of all Pipes shall be taken as 1.5mm along with all visible components developed in High Grade S.S. and whenever required, joints to be filled with bushings for extra strength. Wall Handrail height to be taken at 1000mm from floor level .Rates should be inclusive of welding, grinding, buffing, polishing and making curvature (wherever required) and fitting the same with necessary stainless steel nuts and bolts complete, including fixing the railing with necessary accessories & stainless steel dash fasteners , stainless steel bolts etc., of required size, on the side of waist slab/wall with suitable arrangement as per approval of Engineer / Architect. Work shall complete includes all type of tools,tackles, all level & Height, labour, safety measures , mock sample etc complete as per the detailed drawing and instruction of EIC. Note :Handrail Lenght will be measured from Starting to End Location

1. Material:

- SS 316 grade element for railing work shall be used as per approved make and sample by EIC/Architect.
- All type of material shall be used as per approved make list and confirming to relevant IS codes and approved by EIC/Architect.

2. Workmanship:

- Work complete as per above specification.
- Work complete including all types of tools, tackles, labour etc complete at any level and height.
- The whole work is to be completed as per design; sample material & any other requirement shall be as per instruction of Architect/Client.

4. Measurements:

- The rate shall be consolidated for all above items.
- The rate shall include the cost of all materials, labour, scaffolding etc. to complete the whole work satisfactorily as per instruction of EIC/Architect.
- No extra payment will be given for any of the reasons.
- Rate to be inclusive of all material, wastage, necessary tools tackles etc for fixing at all heights and for all floors.
- Area shall be measured in Running Meter.

Item No: 106: Glass Railing :

Glass Railing :

Providing and fixing of Alluminium (6063) glass balcony railing with powder coated as per approved shade by Architect/ Client. (Remson or equivalent make as per approved by Architect/client)

System : Signature Line Continue Profile

System Dimension : 75mm x 125mm , Hand Rail : Reactangle Handrail

Hadrail Dimension : 60mm x 40mm

Glass Specification : 10mm Clear Toughened + 1.52mm Sentey Film

(Kuraray Make) + 10mm Clear Touhenend

Railin Height : 1205mm , Custmised Wall Conceal

Aluminium Make With 10mm x 120mm Hilti HRD Fastner.Hilti Chemical Fastner 10 x 40 with SS threaded Rod for Bottom Profile,EPDm Gasket As Per Glass size

Work complete including all type of material, fittings , fixtures, Finish, loading , unloading , safety measures , transportation, all leads ,accessories, groove, PVC edge banding, adhesive ,tape, headless nails, sample mockup, all floor , all levels, all heights etc complete as per detailed

drawings ,specifications & instruction of Client/EIC. Aluminium Powder coating-50 microns Powder coating 15 years warranty.only the clear elevation area shall be measured and paid. sample mock shall be approved from Architect/Client.

1. Material:

- Railing work shall be used as per approved make and sample by EIC/Architect.
- All type of material shall be used as per approved make list and confirming to relevant IS codes and approved by EIC/Architect.

2. Workmanship:

- Work complete as per above specification.
- Work complete including all types of tools, tackles, labour etc complete at any level and height.
- The whole work is to be completed as per design; sample material & any other requirement shall be as per instruction of Architect/Client.

3. Measurements:

- The rate shall be consolidated for all above items.
- The rate shall include the cost of all materials, labour, scaffolding etc. to complete the whole work satisfactorily as per instruction of EIC/Architect.
- No extra payment will be given for any of the reasons.
- Rate to be inclusive of all material, wastage, necessary tools tackles etc for fixing at all heights and for all floors.
- Area shall be measured in Running Meter.

Item No: 107: Gypsum 30min Fire Resistance ceiling:

M/F Suspended 30min Fire Resistance ceiling includes Gypserra™ Perimeter Channel {Material-GI(IS513),YS-260Mpa,Finish- Galvanised 150GSM(IS27)} is fixed along the perimeter of existing wall/ partition with the help of HILTI HPS - 1 (6x40) impact anchor, at 600mm centres. Gypserra™ Ceiling Angle {Material-GI(IS513),YS-260Mpa,Finish-Galvanised 150GSM(IS277)} is suspended by fixing it to the Gyproc® soffit cleat {GI(IS513)YS-260Mpa,Finish-Galvanised 150GSM(IS277) }. Soffit Cleat and Gyproc® Rawl Plug- Ø8x45mm {Material-IS 513 CR2 grade, Zinc coating (7 to 8 microns) pull out load- 6.8kN for M30 concrete grade} creating 1220mm x 1220mm grid. Gypserra™ Intermediate channel {Material-GI(IS513),YS-260Mpa,Finish-Galvanised 150GSM(IS277) } is fixed to the Gypserra™ Ceiling Angle with M6 x 12mm Hex Bolt & Hex Nut arrangement {Material-As per EN 10083 Finish – Zinc Plating} or with 2 Nos of Ø4.2x13 Gyproc® metal to metal screw {Material-Carbon steel EN-ISO 7049/50 Finish- Zinc Coating Thickness- 4.14micron.} The Gypserra™ Ceiling Section {Material-GI(IS513),YS-260Mpa,Finish-Galvanised 150GSM(IS277)} is then fixed to the Gypserra™ Intermediate Channel {Material-GI(IS513),YS-260Mpa,Finish-Galvanised 150GSM(IS277)} with the help of Gyproc® Connecting Clip {Material-High carbon spring steel wire(BS970Gr.En42)-46-48HRC,Finish- Zinc plating 4-6 micron} and in direction perpendicular to the Intermediate channel at 457mm c/c. Use 50mm thick rockwool above ceiling for fire insulation, then Single layer of 15mm tapered edge Gyproc Firestop Board as per (EN 520: 2004, Type F) is then screw fixed to ceiling section with 25mm drywall screws {Material-Carbon steel EN-ISO 7049/50,Finish-Case hardened Grey Phosphating} at 230mm centres on ceiling section & 150mm at periphery of ceiling. Finally square and tapered edges of the boards are to be jointed and finished so as to have a flush look which includes filling and finishing with Gyproc® Easy-fill 90 Jointing compound (Conforms to ASTM C475), Gyproc® Joint Paper tape. Serrated section has effective thickness of 2T (2xdepth), better load carrying capacity.

The item includes providing and fixing trap door of size 600 X 1200 mm as per approved sample of Ceiling panels comprise of a powder-coated beaded steel frame with gypsum / plywood board door. Each panel features a push- latch closing mechanism with door retaining safety cable & hook. Suspenders from ceiling to support the frame and trap door firmly along with necessary hilti fastener, cleats, screws, angles, packing, , safety measures necessart framing work if required etc. complete work. Necessary cutting / providing openings in the ceiling for AC fixtures, grills, electrical fittings, or other utility services, hatch openings etc. shall be provided by the Contractor and cost of making such modifications shall be included in the price.

1. Material:

- Gypsum fire grade ceiling shall be used as per approved make and sample by Architect/Client.
- All type of material shall be used as per approved make list and confirming to relevant IS codes and approved by Architect/Client.

2. Workmanship:

- Work complete as per above manufacturers specification.
- Work complete including all type of tools, tackles, scaffolding etc complete at any level and height
- The whole work is to be completed as per design; sample material & any other requirement shall be as per instruction of Architect/Client.

3. Measurements:

- The rate shall be consolidated for all above items. Work include cost of making of all cutouts for light fixtures, gadgets, gizmo, pelmets, grooves, beads and also provide support/template where ever required
- The rate shall include the cost of all materials, labour, scaffolding etc. to complete the whole work satisfactorily as per instruction of Architect/Client.
- No extra payment will be given for any of the reasons.
- Rate to be inclusive of all material, wastage, necessary tools tackles etc for fixing at all heights and for all floors.
- The work done shall be measured in square meter for area of work done. The rate shall be for a unit of one Square meter.

Item No: 110: Wooden ceiling finish with Veneer: Providing and fixing IS 710 12 mm thick Marine plywood ceiling finish with 4 mm thick veneer as per drawing, instruction, sample approved & complete with Aluminium anodised section size 50x50x1.5 mm & 25x50x1.5 mm / GI frame work. the frame work fixed as per drawing @ 600 mm c/c. finish with 4 mm thick Veneer with matt finish monocoat polish. Rate shall inclusive cost of making of all cutouts for light fixtures, gadgets, gizmo, pelmets, grooves, CNC engraving , beads and also provide support/template where ever required. The rate shall be in sq.mt for all floors and at all heights including all costs. (or a sample mock of 5 Sqm minimum of the frame work and ceiling) shall be approved from Architect. 5mm Groove shall be provided at the junction of the ceiling & the wall. (considering all levels with require all Framing work and fittiing from RCC slab to ceiling level). Basic rate of teak Veneer 120/Sqft

1. Material:

- 12 mm thick IS 710 Ply shall be used for wooden ceiling as per approved make and sample by EIC/Architect.
- 4 mm thick Veneer with matt finish mono coat polish shall be used for finish of wooden ceiling as per approved make and sample by EIC/Architect.
- Fabrication and ply frame shall be used as per approved make list and confirming to relevant IS codes and approved by EIC/Architect.

- All type of material shall be used as per approved make list and confirming to relevant IS codes and approved by EIC/Architect.
- 2. Workmanship:**
- Frame work shall be made by required fabrication and ply with necessary accessories complete.
 - 12 mm thick IS 710 ply shall be used for covering.
 - Finishing: 4 mm thick Veneer with matt finish mono coat polish
 - Work include cost of making of all cutouts for light fixtures, gadgets, gizmo, pelmets, grooves, beads and also provide support/template where ever required
 - Work complete including all type of tools, tackles, scaffolding etc complete at any level and height
 - The whole work is to be completed as per design; sample material & any other requirement shall be as per instruction of EIC/Architect.
- 3. Measurements:**
- The rate shall be consolidated for all above items.
 - The rate shall include the cost of all materials, labour, scaffolding etc. to complete the whole work satisfactorily as per instruction of EIC/Architect.
 - No extra payment will be given for any of the reasons.
 - Rate to be inclusive of all material, wastage, necessary tools tackles etc for fixing at all heights and for all floors.
 - The work done shall be measured in square meter for area of work done. The rate shall be for a unit of one Square meter.

Item No: 111: Wooden ceiling finish with Laminate :

" -----Do-----" as per above specification for complete work. Only finish with laminate instead of veneer. Equivalent to VNR series laminate.

- 1. Material:**
- 12 mm thick IS 710 Ply shall be used for wooden ceiling as per approved make and sample by EIC/Architect.
 - 1 mm thick VNR laminate shall be used for wooden ceiling as per approved make and sample by EIC/Architect.
 - Fabrication and ply frame shall be used as per approved make list and confirming to relevant IS codes and approved by EIC/Architect.
 - All type of material shall be used as per approved make list and confirming to relevant IS codes and approved by EIC/Architect.
- 2. Workmanship:**
- Frame work shall be made by required fabrication and ply with necessary accessories complete.
 - 12 mm thick IS 710 ply shall be used for covering.
 - Finishing: VNR laminate.
 - Work include cost of making of all cutouts for light fixtures, gadgets, gizmo, pelmets, grooves, beads and also provide support/template where ever required
 - Work complete including all type of tools, tackles, scaffolding etc complete at any level and height
 - The whole work is to be completed as per design; sample material & any other requirement shall be as per instruction of EIC/Architect.
- 3. Measurements:**
- The rate shall be consolidated for all above items.

- The rate shall include the cost of all materials, labour, scaffolding etc. to complete the whole work satisfactorily as per instruction of EIC/Architect.
- No extra payment will be given for any of the reasons.
- Rate to be inclusive of all material, wastage, necessary tools tackles etc for fixing at all heights and for all floors.
- The work done shall be measured in square meter for area of work done. The rate shall be for a unit of one Square meter.

Item No: 112: Accoustic ceiling:

Providing and fixing with 9mm thick acoustical panel with using framing and then fixing 12.5mm perforated board with the help of screw and using rock wool of 50kg density and 50MM thick between framing and perforated sheet then Fixing Ecotone make Marco polyester fiber acoustic paneling with the specification of 9MM thick having density of 1.90kg/m² with NRC value of 0.80 surface matt finish which is fixed with solution SR505 as required. The panel should have euro class BASTME84-13 fire rating.

The color shade of Panel as approved by Architect.

The work shall be done as per specifications, sample approved and as directed by the Architect/Client. The rate shall be for complete item inclusive of all material, labour, wastages, necessary tools & tackles, adhesives consumable hardware accessories of approved make for all floors, all heights, all levels and all places within campus. Contractor/Supplier shall do all the needful and shall fulfill Architect's design intent. No additional claims will be entertained for this. Work complete as per the Detailed Drawing, & instruction of EIC. Rate shall be inclusive of all materials, loading, unloading, transportation, placing at all floors and for all leads, polishing and all accessories as described in item description. Rate shall inclusive cost of making of all cutouts for light fixtures, gadgets, gizmo, pelmets, grooves, beads and also provide support/template where ever required. The rate shall be in sq.mt for all floors and at all heights including all costs material and fittings, scaffolding. make list - Senses akustik , woven image , fliz felt.

1. Material:

- 9mm thick acoustical panel as per approved make and sample by EIC/Architect.
- Fixing 12.5mm perforated board with the help of screw as per approved make and sample by EIC/Architect.
- Using rock wool of 50kg density and 50MM thick as per approved make and sample by EIC/Architect.
- 9MM thick having density of 1.90kg/m² with NRC value of 0.80 surface matt finish
- fixed with solution SR505 as required
- The panel should have euro class BASTME84-13 fire rating
- Fabrication/Aluminium framing shall be used as per approved make list and confirming to relevant IS codes and approved by EIC/Architect.
- All type of material shall be used as per approved make list and confirming to relevant IS codes and approved by EIC/Architect.

2. Workmanship:

- Frame work shall be made by required fabrication/ Aluminium/ ply with necessary accessories complete.
- Work include cost of making of all cutouts for light fixtures, gadgets, gizmo, pelmets, grooves, beads and also provide support/template where ever required
- Work complete including all type of tools, tackles, scaffolding etc complete at any level and height

- The whole work is to be completed as per design; sample material & any other requirement shall be as per instruction of EIC/Architect.

3. Measurements:

- The rate shall be consolidated for all above items.
- The rate shall include the cost of all materials, labour, scaffolding etc. to complete the whole work satisfactorily as per instruction of EIC/Architect.
- No extra payment will be given for any of the reasons.
- Rate to be inclusive of all material, wastage, necessary tools tackles etc for fixing at all heights and for all floors.
- The work done shall be measured in square meter for area of work done. The rate shall be for a unit of one Square meter.

Item No: 113: Full Height Partition Gypsum Partition (60min. fire rating) : 100mm thick Gypserra™ stud partition which includes inner layer of tapered edge 12.5mm thick Gypboard® Plain (conforming to IS 2095 Part 1:2011, Certified board) of size 1219x2438mm and outer layer of tapered edge 12.5mm thick Gyproc® Fireline board of size 1219x2438mm is screw fixed to C-stud. 48x0.5mm Gypserra™ C-stud {Material-IS 513, Y/S-300Mpa, Finish - AZ150 (IS 15961)} placed at 610mm c/c in 50x0.5mm Gypserra™ {Material-IS 513, Y/S-300Mpa, Finish - AZ150 (IS 15961)} floor and ceiling channel. Floor & Ceiling channel is anchored to the floor & True ceiling using Gyproc® Rawl plug Ø8x45mm {Material-IS 513 CR1 grade, Zinc coating, Pull Out Load-6.8kN for M30 concrete grade} / Hilti X-GN20MX anchor fasteners at 600mm c/c in centerline manner. Floor channel to be wrapped with 70µ Self Adhesive LDPE moisture barrier film to further improve corrosion resistance performance. 12.5mm thick Gypboard® Plain board strip of 50mm width is placed between ceiling channel and RCC ceiling slab when deflection is more than 10mm & fire rating is more than 30min. A Gypserra™ noggin channel {Material-IS 513, Y/S-300 Mpa, Finish - AZ150 (IS 15961)} of 50x0.5mm width has to be provided at the horizontal joints of the two boards. First layer of Gyproc® boards to be screw fixed with Gyproc® drywall screws of 25mm at minimum spacing of 600mm at centre and 600mm at periphery. Second layer to be screw fixed Gyproc® drywall screws of 35mm at minimum spacing of 300mm at centre and 300mm at periphery. 50mm Glass wool slab of density 20kg/m³ shall be placed in metal framework. Glass wool holding clip should be used to hold Glass wool slab in its position. Finally square and tapered edges of the boards are to be jointed and finished so as to have a flush look which includes filling and finishing with Gyproc® Pro-Fill Jointing compound, (Conforms to ASTM C475), Gyproc® Joint Paper tape or fiber tape. The junction of the partition with masonry & all penetration through the partition has to be treated with Hilti/Pyroplex fire and acoustic sealant. All other detailing and specifications to be followed as per approved drawing of Gyproc. Note: Applicator need 60min. fire rating certificates from Gyproc. Rate shall include cost of making of all cut-outs for light fixtures, switchboards gadgets, gizmo, pelmets, grooves, beads and also provide support/template where ever required & For door frame fixing, storages, shelves, paneling etc extra Wooden members to be used shall be of CP teak wood only. Including skirting /MDF board/wooden skirting cut out as per EIC instruction at site. The rate shall be in sq.mt for all floors and at all heights including all costs. including ply base for fixing of TV or Overhead storage wherever required, The rates are also inclusive of necessary scaffolding, tools, tackles,, safety measures , Internal partial support (between two sturd) at 7' height. The shop drawing (or a sample mock of 5 Sqm minimum of the frame work and partition) shall be approved from EIC and Architect. All exposed corner shall be covered with perforated angle as per manufacturer's specifications or as directed by EIC. Partition ht will be measured from finish floor to false ceiling level only.

Gypsum partition above FLC & True slab of 1275mm ht to be considered (for 5th floor)

Gypsum partition above FLC & True slab of 1950mm ht to be considered (For 6th floor)

1. Material:

- All type of material shall be used as per approved make list and confirming to relevant IS codes and approved by Architect/ EIC.

2. Workmanship:

- Installation: as per above specification for complete work.
- Partition should be in complete level without any variation and deviation. There shall be no tolerance in regard to wall finish. Wherever required proper framing has to be executed to make the surface level.
- Work complete including all type of tools, tackles, scaffolding etc complete at any level and height.
- Work complete as per above manufacturers specification.
- The whole work is to be completed as per design; sample material & any other requirement shall be as per instruction of EIC/Architect.

3. Measurements:

- The rate shall be consolidated for all above items.
- The rate shall include the cost of all materials, labour, scaffolding etc. to complete the whole work satisfactorily as per instruction of EIC/Architect.
- No extra payment will be given for any of the reasons.
- Only the clear elevation area of the panelling shall be measured and paid. Contractor shall submit system application certificate from the manufacturer.
- The work done shall be measured in square meter for area of work done. The rate shall be for a unit of one Square meter.

Item No: 114: Wooden solid Partition finished with Both side VNR Laminate:

Providing & fixing 12mm thick fire retardant marine plywood as per IS 710:2010 and IS 5509:2000 fixed on frame work on both side finish with 1mm thick Laminate. The frame work shall be made from square hollow aluminium section size of 50x50x1.5 mm & 25x50x1.5 mm of approved make conforming to IS code. The framework shall be fixed as per drawing vertically @ 600 mm c/c & horizontal 600 mm c/c horizontally.

All ply/wooden shall be treated with anti- termite treatment . Both side finish with VNR Laminate. Glass shall be Lacquered glass as per selection by Architect / EIC. Rates shall also be inclusive of cost of making cut outs/ openings for MEP services & providing additional sections for strengthening around the openings/cutouts additional support for fixing of patch fittings for doors, making grooves between wall & board, in filled with termite treated wooden members if required or as per drawing /instruction of EIC. and no extra payment shall be considered for additional sections provided. work complete including all type of material, fittings , fixtures, Finish, loading , unloading , safety measures , transportation, all leads , accessories, groove, PVC edge banding, adhesive ,tape, headless nails, sample mockup, all floor , all levels, all heights etc complete as per detailed drawings ,specifications & instruction of Client/EIC. only the clear elevation area shall be measured and paid. sample mock shall be approved from Architect/Client. work inclusive of above ceiling solid partition framework as per drawing. Contractor shall take care noise for transformation one Area to another area. Equivalent to VNR series laminate.

1. Material:

- All type of material shall be used as per approved make list and confirming to relevant IS codes and approved by Architect/ EIC.

2. Workmanship:

- Installation: as per above specification for complete work.

- Partition should be in complete level without any variation and deviation. There shall be no tolerance in regard to wall finish. Wherever required proper framing has to be executed to make the surface level.
- Work complete including all type of tools, tackles, scaffolding etc complete at any level and height.
- Work complete as per above manufacturers specification.
- The whole work is to be completed as per design; sample material & any other requirement shall be as per instruction of EIC/Architect.

3. Measurements:

- The rate shall be consolidated for all above items.
- The rate shall include the cost of all materials, labour, scaffolding etc. to complete the whole work satisfactorily as per instruction of EIC/Architect.
- No extra payment will be given for any of the reasons.
- Only the clear elevation area of the panelling shall be measured and paid. Contractor shall submit system application certificate from the manufacturer.
- The work done shall be measured in square meter for area of work done. The rate shall be for a unit of one Square meter.

Item No: 115: Thin Profile Glass Partition: Providing & Fixing of STL45 ie. Single glazed modular system consist of Aluminium section of 25*45*2.5 mm thick. All sections duly Powder coated/anodised with 6063-T6 grade and required accessories ie glass to glass aluminium I sections, T section & 90 degree sections & Glass packing to adjust the floor level. Ceiling profile, Floor profile and wall profile are 25 mm visible face and 45 mm wide with 10mm toughen glass as per approved make & insertion of Thermoplastic gasket to adhere the glass firm & airtight. The sound reduction Value is from 32 to 35 Db. With 6 mm Groove inbuilt in system to accomodate the carpet & the uneven surfaces. Work including horizontal thin profile member at lintel lvl. as per drawing.

Accessories/Hardware: neutral cure glazed & metal silicon sealant of approved make on the periphery of the glass & wood etc.

work inclusive of above ceiling solid partition framework as per drawing. Contractor shall take care noise for transformation one Area to another area.

Partition ht will be measured from finish floor to false ceiling level only. The rate shall be in sq.mt for all floors and at all heights including all costs. Glass width size shall be as per sugestion by EIC.

Work complete including all type of material, fittings, fixtures, Finish, loading, unloading, transporation, all leads, accessories, safety measures, sample mockup, all floor, all levels, all heights etc complete as per detailed drawings, specifications & instruction of Client/EIC.

1.0 Material:

- 10 mm thick toughened glass partition shall be used as per approved make and sample by Architect/Client.
- Alluminium section shall be used as per approved make list and confirming to relevant IS codes and approved by Architect/Client.
- All type of material shall be used as per approved make list and confirming to relevant IS codes and approved by Architect/Client.

1. Workmanship:

- Work complete as per above specification.
- Work complete including all type of tools, tackles, scaffolding etc complete at any level and height
- The whole work is to be completed as per design; sample material & any other requirement shall be as per instruction of Architect/Client.

- All the partition should be fitted to ensure accurate positioning & level of the ceiling, flooring, and wall system as per the site/EIC requirements.

2. Measurements:

- The rate shall be consolidated for all above items.
- The rate shall include the cost of all materials, labour, scaffolding etc. to complete the whole work satisfactorily as per instruction of Architect/Client.
- No extra payment will be given for any of the reasons.
- Rate to be inclusive of all material, wastage, necessary tools tackles etc for fixing at all heights and for all floors.
- The work done shall be measured in square meter for area of work done. The rate shall be for a unit of one Square meter.
- Partition height will be measured from finish floor to false ceiling level only.

Item No: 116: Frosted sparkling glass film (Colour film) : Providing and fixing frosted glass film of approved make Translucent, cast PVC, self-adhesive vinyl, special CRYSTAL-effect film to reproduce Sand-blasting effect on glass with customised designs. MCS warranty of 3 (if exposed to direct sunlight) to 10yrs (indoors) must be endorsed by manufacturer. Rate shall be inclusive of plotter cutting design as per Architect/Client suggestion. Contractor shall provide shop drawing for approval of Architect/Client. Work complete including all type of tools, tackles, scaffolding etc complete as per suggestion of Architect/Client. If in case any application finishing will not as per satisfaction contractor shall remove all film at their cost. Contractor shall do a sample mock of 5 Sqm minimum of glass film), shall be approved from Architect/Client.

1. Material:

- Frosted glass film shall be used as per approved make and sample by Architect/Client.
- All type of material shall be used as per approved make list and confirming to relevant IS codes and approved by Architect/Client.

2. Workmanship:

- Work complete as per above specification.
- Work complete including all type of tools, tackles, scaffolding etc complete at any level and height
- The whole work is to be completed as per design; sample material & any other requirement shall be as per instruction of Architect/Client.

3. Measurements:

- The rate shall be consolidated for all above items.
- The rate shall include the cost of all materials, labour, scaffolding etc. to complete the whole work satisfactorily as per instruction of Architect/Client.
- No extra payment will be given for any of the reasons.
- Rate to be inclusive of all material, wastage, necessary tools tackles etc for fixing at all heights and for all floors.
- The work done shall be measured in square meter for area of work done. The rate shall be for a unit of one Square meter.

Item No: 117: Alluminium Skirting : Providing and Fixing of Aluminium Skirting as per approved make having width of 75 MM X thickness of 2mm made out of 6063 Grade Aluminium alloy duly anodised as desired in the RAL Colour code decided by the architect having neat screw fixed arrangement with Rubber seal over it as per Manufacturers Specification. Work complete as per the instruction of Architect. Rate shall inclusive of mock up sample, all materials, loading, unloading, transportation, placing at all floors and for all leads, all accessories as described in item description.

1. Material:

- Alluminium skirting shall be used as per approved make and sample by Architect/Client.
- All type of material shall be used as per approved make list and confirming to relevant IS codes and approved by Architect/Client.

2. Workmanship:

- Work complete as per above specification.
- Work complete including all type of tools, tackles, scaffolding etc complete at any level and height
- The whole work is to be completed as per design; sample material & any other requirement shall be as per instruction of Architect/Client.

3. Measurements:

- The rate shall be consolidated for all above items.
- The rate shall include the cost of all materials, labour, scaffolding etc. to complete the whole work satisfactorily as per instruction of Architect/Client.
- No extra payment will be given for any of the reasons.
- Rate to be inclusive of all material, wastage, necessary tools tackles etc for fixing at all heights and for all floors.
- The work done shall be measured in Running Meter for area of work done. The rate shall be for a unit of one Running meter.

Item No: 118: Single Leaf Glass Door:

Supply & Installation of Modular Aluminium Glass door frame of Kubik or equivalent make 45mm System, Using KOPS 001 & KOPS DF 103 (45mm x 25mm) for Glass door frame

Doorframe Dimension – 45mm x 25mm.

Finish – SILVER finish / Powder coating as per approved sample by Architect

10mm thk. clear toughened Glass

KUBIK Glass Hinge , HAFELE Open Door closer with saddle plate , KUBIK Mortise lock with handle , KUBIK Door stoper etc complete

Work complete including all type of material, fittings , fixtures,Finish, loading , unloading , transporation, all leads ,accessories, sample mockup, all floor , all levels, all heights , necessary frame work.

1. Materials:

- 10 mm thick toughened glass shall be used as per sample approved by EIC/Architect.
- Hardware shall used of as per approved by EIC/Architect.
- All type of material shall be used for Door as per approved make list and confirming to relevant IS codes and approved by EIC/Architect.

2. Workmanship:

- Item includes all necessary fitting / fixing, fixtures, Hardware system with complete as per drawing.
- All doors should be properly leveled without any sagging and with smooth opening and closing. There should be no variation or deviation of any kinds.
- The whole work is to be completed as per design; sample material & any other requirement shall be as per instruction of EIC/Architect.

3. Measurements:

- The rate shall be consolidated for all above items.
- The rate shall include the cost of all materials, finishing, labour, etc. to complete the whole work satisfactorily as per instruction of EIC/Architect.
- No extra payment will be given for any of the reasons.
- Rate to be inclusive of all material, wastage, necessary tools tackles etc for fixing at all heights and for all floors. Clear opening area shall be measured & paid in Square meter.

Item No: 119: Veneer panelling: Providing & fixing 12mm thick fire retardant marine plywood as per IS 710:2010 and IS 5509:2000 fixed on frame work finish with 4mm thick Veneer & matt finish mono coat polish. The frame work shall be made from square hollow aluminium anodised section size of 50x50x1.5 mm & 25x50x1.5 mm of approved make conforming to IS code. The framework shall be fixed as per drawing vertically @ 600 mm c/c & horizontal 600 mm c/c horizontally. All ply/wooden shall be treated with anti- termite treatment. Measurements for paneling work to be recorded upto finished false ceiling level only irrespective of aluminium frame work, which shall be provided from gr. level to RCC slab / beams soffit level. Rates shall also be inclusive of cost of making CNC/engraving /cut outs/ openings for electrical fixtures, tube lights /air-conditioners,grills, diffusers etc & providing additional sections for strengthening around the openings/cutouts additional support for fixing of patch fittings for doors, making grooves between wall & board, in filled with termite treated wooden members if required or as per drawing /instruction of EIC. and no extra payment shall be considered for additional sections provided. All curved surfaces, recesses, waffles shall be part of the paneling including openable shutter wherever required area and finished with the same material. Work complete including all type of material, fittings , fixtures, Finish, loading , unloading , transportation, all leads ,accessories, groove, adhesive ,tape, headless nails, sample mockup, all floor , all levels, all heights etc complete as per detailed drawings ,specifications & instruction of Client/EIC. Only the clear elevation area of finished plywood wall paneling with Veneer shall be measured and paid. Sample mock shall be approved from Architect/Client. Basic rate of veneer is 120/ Sq.ft

1. Material:

- 12 mm thick fire retardant marine plywood IS 710 for panelling shall be used as per approved make and sample by Architect/Client.
- Frame work shall be used as per approved make list and confirming to relevant IS codes and approved by Architect/Client.
- 4mm thick veneer shall be used as approved make and sample by Architect/client.
- All type of material shall be used as per approved make list and confirming to relevant IS codes and approved by Architect/Client.

2. Workmanship:

- Installation: As per specification.
- Finished Material: Veneer with matt finish mono coat polish as per approved sample by Architect/Client.
- Panelling should be in complete level without any variation and deviation. There shall be no tolerance in regard to wall finish. Wherever required proper framing has to be executed to make the surface level.
- Work complete including all type of tools, tackles, scaffolding etc complete at any level and height.
- The whole work is to be completed as per design; sample material & any other requirement shall be as per instruction of Architect/Client.

3. Measurements:

- The rate shall be consolidated for all above items.
- The rate shall include the cost of all materials, labour, scaffolding etc. to complete the whole work satisfactorily as per instruction of Architect/Client.
- No extra payment will be given for any of the reasons.
- Rate to be inclusive of all material, wastage, necessary tools tackles etc for fixing at all heights and for all floors.

- Rate shall inclusive of all material ,labor scaffolding, tools, tackles, for all heights and for all levels, Rates shall also be inclusive of cost of making cut outs/ openings for electrical fixtures, tube lights /air-conditioners ,grills, diffusers etc & providing additional sections for strengthening around the openings/cutouts, making grooves between wall & board or as per drawing /instruction of EIC. And no extra payment shall be considered for additional sections provided. All curved surfaces, recesses, waffles shall be part of the paneling including openable shutter wherever required area and finish with the same material.
- Only the clear elevation area shall be measured and paid.
- The work done shall be measured in square meter for area of work done. The rate shall be for a unit of one Square meter.

Item No: 120: Laminate Panelling:

"-----Do -----" as per above item specification for complete work. Using 1 mm thick laminate instead of veneer for panelling work, as per approved by Architect/Client. The rate shall be for all floors, at all heights, all shapes including CNC / Engraving and all costs. Equivalent to VNR Series Laminate.

1. Material:

- 12 mm thick fire retardant marine plywood IS 710 for panelling shall be used as per approved make and sample by Architect/Client.
- Frame work shall be used as per approved make list and confirming to relevant IS codes and approved by Architect/Client.
- Laminate (VNR series) shall be used as approved make and sample by Architect/client.
- All type of material shall be used as per approved make list and confirming to relevant IS codes and approved by Architect/Client.

2. Workmanship:

- Installation: As per specification.
- Finished with Laminate as per approved sample by Architect/Client
- Panelling should be in complete level without any variation and deviation. There shall be no tolerance in regard to wall finish. Wherever required proper framing has to be executed to make the surface level.
- Work complete including all type of tools, tackles, scaffolding etc complete at any level and height.
- The whole work is to be completed as per design; sample material & any other requirement shall be as per instruction of Architect/Client.

3. Measurements:

- The rate shall be consolidated for all above items.
- The rate shall include the cost of all materials, labour, scaffolding etc. to complete the whole work satisfactorily as per instruction of Architect/Client.
- No extra payment will be given for any of the reasons.
- Rate to be inclusive of all material, wastage, necessary tools tackles etc for fixing at all heights and for all floors.
- Rate shall inclusive of all material ,labor scaffolding, tools, tackles, for all heights and for all levels, Rates shall also be inclusive of cost of making cut outs/ openings for electrical fixtures, tube lights /air-conditioners ,grills, diffusers etc & providing additional sections for strengthening around the openings/cutouts, making grooves between wall & board or as per drawing /instruction of EIC. And no extra payment shall be considered for additional sections provided. All curved surfaces, recesses, waffles shall be part of the paneling including openable shutter wherever required area and finish with the same material.
- Only the clear elevation area shall be measured and paid.

- The work done shall be measured in square meter for area of work done. The rate shall be for a unit of one Square meter.

Item No: 121: Gypsum panelling: Gypsum panelling :The M/F wall lining includes 12.5mm Gyproc® Quattro Gypsum Board, screw fixed with drywall screws of 25mm at 300mm centers to one side of 45X18X0.5mm Gypliner ceiling channel (0.5mm thick having 18mm flange each made of GI Steel) placed at 600mm center to center in 195X29.5X0.9mm fixing bracket at 900mm c/c with 25X25X0.5mm Gypliner angle at bottom and top of the channel such a manner that joints staggered to avoid leakage through joints. Fixing strip of 75X0.5mm should be installed at horizontal joint of boarding. Finally square and tapered edges of the boards are to be jointed and finished so as to have a flush look which includes filling and finishing with Jointing compound and Joint Paper tape. 50mm Glass wool of density 20kg/m³ should be placed in metal frame. Necessary fabrication with anticorrosive paint work , scaffolding, anchor fastening , bolting HILTI or equivalent make with testing certified in scope of contractor)Rate shall include cost of making of all cut-outs for light fixtures, switchboards gadgets, gizmo, pelmets, grooves, beads cut out as per EIC instruction at site. The rate shall be in sq.mt for all floors and at all heights including all costs. The shop drawing (or a sample mock of 5 Sqm minimum of the frame work and partition) shall be approved from EIC and Architect. Panelling item including openable shutter wherever required area and finish with the same material. Only the clear elevation area shall be measured and paid.

1. Material:

- Frame work shall be used as per approved make list and confirming to relevant IS codes and approved by Architect/Client.
- All type of material shall be used as per approved make list and confirming to relevant IS codes and approved by EIC/Architect.

2. Workmanship:

- Installation: As per specification.
- Panelling should be in complete level without any variation and deviation. There shall be no tolerance in regard to wall finish. Wherever required proper framing has to be executed to make the surface level.
- Work complete including all type of tools, tackles, scaffolding etc complete at any level and height.
- The whole work is to be completed as per design; sample material & any other requirement shall be as per instruction of Architect/Client.

3. Measurements:

- The rate shall be consolidated for all above items.
- The rate shall include the cost of all materials, labour, scaffolding etc. to complete the whole work satisfactorily as per instruction of Architect/Client.
- No extra payment will be given for any of the reasons.
- Rate to be inclusive of all material, wastage, necessary tools tackles etc for fixing at all heights and for all floors.
- Rate shall inclusive of all material ,labor scaffolding, tools, tackles, for all heights and for all levels, Rates shall also be inclusive of cost of making cut outs/ openings for electrical fixtures, tube lights /air-conditioners ,grills, diffusers etc & providing additional sections for strengthening around the openings/cutouts, making grooves between wall & board or as per drawing /instruction of EIC. And no extra payment shall be considered for additional sections provided. All curved surfaces, recesses, waffles shall be part of the paneling including openable shutter wherever required area and finish with the same material.
- Only the clear elevation area shall be measured and paid.

- The work done shall be measured in square meter for area of work done. The rate shall be for a unit of one Square meter.

Item No: 122: Accoustic Panelling :

Providing and fixing Accoustic Panel board 9 mm thick Artois /Aerolite/ Ecotech as per approved make & Sample by Architect/ Client.

Supplying Marco Polyester Fiber acoustic wall paneling.Thickness:- 9 MM

Density:- 200 kg/m³ , NRC: - 0.75 @ 125-4000 Hz Noise.

Fire performance:- Class A , Accoustic board fixing on wall directly with SR 505 Adhesive or otherwise fix on 6 mm thick base ply & framing work . Work Inclusive of Cutting as per detailed drawing and instruction of Architect.

Including surface preparation, Including cost of all type of tools, tackles, all labour, scaffolding, transportation, cleaning, at all floor, all level, all depth, all Height, all lead and lift etc. etc.work complete as per the detailed drawing, approved sample, specifications and instruction of Architect/EIC. Sample mock shall be approved from Architect/EIC.Only the clear elevation area shall be measured and paid.

1. Material:

- Accoustic panel board for panelling shall be used as per approved make and sample by Architect/ EIC.
- All type of material shall be used as per approved make list and confirming to relevant IS codes and approved by Architect/ EIC.

2. Workmanship:

- Installation: as per above specification for complete work.
- Panelling should be in complete level without any variation and deviation. There shall be no tolerance in regard to wall finish. Wherever required proper framing has to be executed to make the surface level.
- Work complete including all type of tools, tackles, scaffolding etc complete at any level and height
- Work complete as per above manufacturers specification.
- The whole work is to be completed as per design; sample material & any other requirement shall be as per instruction of EIC/Architect.

3. Measurements:

- The rate shall be consolidated for all above items.
- The rate shall include the cost of all materials, labour, scaffolding etc. to complete the whole work satisfactorily as per instruction of EIC/Architect.
- No extra payment will be given for any of the reasons.
- Only the clear elevation area of the panelling shall be measured and paid. Contractor shall submit system application certificate from the manufacturer.
- The work done shall be measured in square meter for area of work done. The rate shall be for a unit of one Square meter.

Item No: 123: Cement Sheet panelling: Providing & fixing 8mm thick hilux or equivalent calcium silicate sheet fixed on frame work. The frame work shall be made from square hollow aluminium anodised section size of 25x50x1.5 mm of approved make conforming to IS code. The framework shall be fixed as per drawing vertically @ 600 mm c/c & horizontal 600 mm c/c horizontally. (For Lift cladding).

1. Material:

- Cement Sheet for panelling shall be used as per approved make and sample by Architect/ EIC.
- All type of material shall be used as per approved make list and confirming to relevant IS codes and approved by Architect/ EIC.

2. Workmanship:

- Installation: as per above specification for complete work.
- Panelling should be in complete level without any variation and deviation. There shall be no tolerance in regard to wall finish. Wherever required proper framing has to be executed to make the surface level.
- Work complete including all type of tools, tackles, scaffolding etc complete at any level and height
- Work complete as per above manufacturers specification.
- The whole work is to be completed as per design; sample material & any other requirement shall be as per instruction of EIC/Architect.

4. Measurements:

- The rate shall be consolidated for all above items.
- The rate shall include the cost of all materials, labour, scaffolding etc. to complete the whole work satisfactorily as per instruction of EIC/Architect.
- No extra payment will be given for any of the reasons.
- Only the clear elevation area of the panelling shall be measured and paid. Contractor shall submit system application certificate from the manufacturer.
- The work done shall be measured in square meter for area of work done. The rate shall be for a unit of one Square meter.

Item No: 124: Extra labor rate for providing various sizes as per the detailed drawing CNC cutting / Engraving work for any type of material approved by EIC / Architect. The rate shall be for all floors, at all heights, all shapes including all costs.

1. Workmanship:

- Work complete as per above specification.
- Work complete including all types of tools, tackles, labour etc complete at any level and height.
- The whole work is to be completed as per design; sample material & any other requirement shall be as per instruction of Architect/Client.

2. Measurements:

- The rate shall be consolidated for all above items.
- The rate shall include the cost of all materials, labour, scaffolding etc. to complete the whole work satisfactorily as per instruction of Architect/Client.
- No extra payment will be given for any of the reasons.
- Rate to be inclusive of all material, wastage, necessary tools tackles etc for fixing at all heights and for all floors.
- The work done shall be measured in Square Meter for area of work done. The rate shall be for a unit of one Square Meter. Clear elevation area shall be measured and paid.

Item No: 125: Soft Board : Providing and fixing on wall 12mm thick approved quality soft board with cotton cloth/fabric of approved make and shade on 12mm thick IS 710 ply 50 mm thick approved Glass wool sheet with PVC grip , as approved sample and as directed by EIC. The work shall be measured & paid in Sqm. for all floors, all level and at all heights including all costs .Only the clear elevation area of the cloth/fabric shall be measured and paid. All the work complete as per the detailed drawing, mockup sample and instruction of Architect/EIC. Basic rate of cotton

cloth /fabric for 54" wide shall be Rs. 200/Rmt.

1. Material:

- All type of material shall be used as per approved make list and confirming to relevant IS codes and approved by Architect/Client.

2. Workmanship:

- Work complete as per above specification.
- Work complete including all type of tools, tackles, scaffolding etc complete at any level and height
- The whole work is to be completed as per design; sample material & any other requirement shall be as per instruction of Architect/Client.

3. Measurements:

- The rate shall be consolidated for all above items.
- The rate shall include the cost of all materials, labour, scaffolding etc. to complete the whole work satisfactorily as per instruction of Architect/Client.
- No extra payment will be given for any of the reasons.
- Rate to be inclusive of all material, wastage, necessary tools tackles etc for fixing at all heights and for all floors.
- The work done shall be measured in Square Meter for area of work done. The rate shall be for a unit of one Square meter.

Item No: 126: Ply palmet : Providing and fixing wooden pelmets of up to 200 mm x 300 mm L shape made of 19mm thick ply as per IS 710 and beading of 4mm thick and 25mm wide Ghana Teak wood for projection screen. Rate to be inclusive of lipping, cutting, wastages, necessary fixtures, nails, adhesives, necessary scaffolding, fixing at all heights and for all floors as per drawing and approved sample etc should also take load of all roller blinds.

1.

- Wooden pelmets shall be used as per approved make and sample by Architect/Client.
- All type of material shall be used as per approved make list and confirming to relevant IS codes and approved by Architect/Client.

2. Workmanship:

- Work complete as per above specification.
- Work complete including all type of tools, tackles, scaffolding etc complete at any level and height
- The whole work is to be completed as per design; sample material & any other requirement shall be as per instruction of Architect/Client.

3. Measurements:

- The rate shall be consolidated for all above items.
- The rate shall include the cost of all materials, labour, scaffolding etc. to complete the whole work satisfactorily as per instruction of Architect/Client.
- No extra payment will be given for any of the reasons.
- Rate to be inclusive of all material, wastage, necessary tools tackles etc for fixing at all heights and for all floors.
- The work done shall be measured in Running Meter for area of work done. The rate shall be for a unit of one Running meter.

Item No: 127: Roller Blinds:

Providing and fixing blinds as per approved make as per suggested shade & spring drive system with steel ball chain/one touch with speed control action roller blind with end brackets with head rail, components, bottom bar.

Fabric: screen classic 3% to 5%, Fabric value: 470 GSM, Thickness: 0.60 to 0.70 mm

Construction: 75 % PVC & 25 % Polyester. Fabric to be as per approved sample. All the work complete as per the detailed drawing, mockup sample and instruction of Architect/EIC. All complete as per approval of designer. The mode of Measurement: The size of the blind will be measured from end to end bracket (Left to Right bracket) height will be measured from top of the pelmet to sill bottom level and clear opening size only there will be not extra payment towered overlapping.& mockup sample approved by the Architect/EIC.

1. Material:

- Roller blinds shall be used as per approved make and sample by Architect/Client.
- All type of material shall be used as per approved make list and confirming to relevant IS codes and approved by Architect/Client.

2. Workmanship:

- Fixing of blinds as per approved sample by Architect/Client.
- All the work complete as per the detailed drawing and instruction of Architect/Client.
- Work complete including all type of tools, tackles, scaffolding etc complete at any level and height
- The whole work is to be completed as per design; sample material & any other requirement shall be as per instruction of Architect/Client.

3. Measurements:

- The rate shall be consolidated for all above items.
- The rate shall include the cost of all materials, labour, scaffolding etc. to complete the whole work satisfactorily as per instruction of Architect/Client.
- No extra payment will be given for any of the reasons.
- Rate to be inclusive of all material, wastage, necessary tools tackles etc for fixing at all heights and for all floors.
- The size of the blind will be measured from end to end bracket (Left to Right bracket) height will be measured from top of the pelmet to sill bottom LVL and clear opening size only there will be not extra payment towered overlapping.
- Area shall be measured in Square Meter.

Item No: 128: Black out curtain:

Providing and fixing Blackout curtain/blinds as per approved make as per suggested shade & spring drive system with steel ball chain/one touch with speed control action roller blind with end brackets with head rail, components, bottom bar.

Construction: 100 % Polyester

Coating: Blackout 3 pass foam coating

Thickness: 0.60 mm

Fabric value: 390 GSM,

Fabric to be as per approved sample. All the work complete as per the detailed drawing, mockup sample and instruction of Architect/EIC. All complete as per approval of designer. The mode of Measurement: The size of the blind will be measured from end to end bracket (Left to Right bracket) height will be measured from top of the pelmet to sill bottom level and clear opening size only there will be not extra payment towered overlapping.& mockup sample approved by the Architect/ EIC.

1. Material:

- Black out curtains shall be used as per approved make and sample by Architect/Client.
- All type of material shall be used as per approved make list and confirming to relevant IS codes and approved by Architect/Client.

2. Workmanship:

- Fixing of curtain as per approved sample by Architect/Client.
- All the work complete as per the detailed drawing and instruction of Architect/Client.
- Work complete including all type of tools, tackles, scaffolding etc complete at any level and height
- The whole work is to be completed as per design; sample material & any other requirement shall be as per instruction of Architect/Client.

3. Measurements:

- The rate shall be consolidated for all above items.
- The rate shall include the cost of all materials, labour, scaffolding etc. to complete the whole work satisfactorily as per instruction of Architect/Client.
- No extra payment will be given for any of the reasons.
- Rate to be inclusive of all material, wastage, necessary tools tackles etc for fixing at all heights and for all floors.
- The size of the blind will be measured from end to end bracket (Left to Right bracket) height will be measured from top of the pelmet to sill bottom LVL and clear opening size only there will be not extra payment towered overlapping.
- Area shall be measured in Square Meter.

Item No: 129: Writable with magnetic glass board : Providing & fixing 04mm SGG Pristine Tan Glossy Finish writable & Magnetic CEP board on existing partition/wall as per approved sample by Architect/Client.

work Including cost of all type of fittings , accessories , tools, tackles, all labour, scaffolding, transportation, cleaning, at all floor, all level, all depth, all Height, all lead and lift etc. etc.work complete as per the detailed drawing, approved sample, specifications and instruction of Architect/EIC. Sample mock shall be approved from Architect/EIC. Only the clear elevation area shall be measured and paid.

1. Material:

- Writable with magnetic glass board shall be used as per approved make and sample by Architect/Client.
- All type of material shall be used as per approved make list and confirming to relevant IS codes and approved by Architect/Client.

2. Workmanship:

- Fixing of board as per approved sample by Architect/Client.
- All the work complete as per the detailed drawing and instruction of Architect/Client.
- Work complete including all type of tools, tackles, scaffolding etc complete at any level and height
- The whole work is to be completed as per design; sample material & any other requirement shall be as per instruction of Architect/Client.

3. Measurements:

- The rate shall be consolidated for all above items.
- The rate shall include the cost of all materials, labour, scaffolding etc. to complete the whole work satisfactorily as per instruction of Architect/Client.
- No extra payment will be given for any of the reasons.
- Rate to be inclusive of all material, wastage, necessary tools tackles etc for fixing at all heights and for all floors.
- The size of the blind will be measured from end to end bracket (Left to Right bracket) height will be measured from top of the pelmet to sill bottom LVL and clear opening size only there will be not extra payment towered overlapping.

- Area shall be measured in Square Meter.

Item No: 130: GMD table unit :

Table top : 2100 x 900 x 750mm, Side Unit - 1500 x 450 mm, Pedestal Unit-400x470x545.

Providing and fixing table unit consist main table, side table, back storage with pedestal unit with all necessary accessories keyboard, CPU stand, cable manager, modesty panel etc with all required necessary accessories. All finishes laminate, powder coating /anodizing shade shall be approved by architect. Rate shall inclusive of mock up sample providing and fixing at site of unit for approval of architect. Contractor shall submit as per site condition shop drawing for modular furniture layout and send detail drawing for each furniture with 3D and plan section for approval of architect/client

All Table top : 50 mm thick postfoam top (reverse bull nose) with 1 mm thick VNR laminate finish as per approved make and sample by Architect/ Client.

Verticle support: comprising from IS 303 BWR ply with both side finish with 1 mm thick VNR Laminate

Wire management: Raceway :0.8 mm thick CRCA horizontal and vertical raceways with metal separator .one way or two way openable flip top box mounted on table top squeeze :A special flexible rubber component that allows easy and safe passage of wires. All the exposed edges are sealed with 2mm thick PVC Imported edge banding on sides and bottom. The top and drawer facia are sealed with 2mm thick PVC edge. The drawer unit consists of 1 box drawer and 1 file drawer. The drawer box is fitted with telescopic channel Hettich or Haffle make for free movement. The drawer unit is provided with central locking system, where in the drawer are locked with one key. SS 304 recessed handles are provided for easy opening and closing of drawer. The drawer unit is fitted on castors (optional) for easy mobility. PVC edge banding are imported from Rehau or Dolken of Germany. The complete furniture unit is factory assembled with knock down fittings. Rate shall inclusive of mock up sample, all materials, loading, unloading, transportation, monocoat polish, placing at all floors and for all leads, all accessories as described in item description. Work complete as per the detailed drawing, mockup sample and instruction of Architect/Client. Equivalent to VNR Series Laminate.

1. Material:

- All type of material for shall be used as per approved make list and confirming to relevant IS codes and approved by Architect/Client.

2. Workmanship:

- Work complete as per above specification.
- Work complete including all types of tools, tackles, labour etc complete at any level and height.
- The whole work is to be completed as per design; sample material & any other requirement shall be as per instruction of Architect/Client.

3. Measurements:

- The rate shall be consolidated for all above items.
- The rate shall include the cost of all materials, labour, scaffolding etc. to complete the whole work satisfactorily as per instruction of Architect/Client.
- No extra payment will be given for any of the reasons.
- Rate to be inclusive of all material, wastage, necessary tools tackles etc for fixing at all heights and for all floors.
- The work done shall be measured in Unit for area of work done. The rate shall be for a unit of one Unit.

Item No: 131: Cabin table unit: Table top : 1500 x 750x750 mm ht, Side Unit : 1500x 450x750 mm ht, MDU-450x450x650mm,

Providing and fixing table unit consist main table, side table with MDU unit with all necessary accessories keyboard, CPU stand ,cable manager, modesty panel etc. with all required necessary accessories. All finishes laminate, powder coating shade shall be approved by architect. Rate shall inclusive of mock up sample providing and fixing at site of unit for approval of architect. Contractor shall submit as per site condition shop drawing for modular furniture layout and send detail drawing for each furniture with 3D and plan section for approval of architect/client

All Table top : 35 mm thick post foam top edge finish as per selection and laminate as per selection suede /satin/VNR finish

Flip open-Aluminium powder coated flip open above the table top with build in soft closing mechanism and termination box below table top to accommodate electrical and data sockets Raceway : MS powder coated horizontal raceways considered below table top with intermediate legs provided to allow LAN & electrical cables

Vertical Legs and support : Made from metal as per selected design and powder coating finish

Modesty panel: Made formed/Partial prelaminate edge finish PVC considered on the main spine and leg to leg modesty is considered

MDU: Made up of with prelaminate MDF/particle board and all exposed edge finish with 2 mm th matching PVC edge banding. Hardware make hettich/haffle or equivalent. Providing 3 nos drawers with profile handle as per selection including locking arrangement

CPU stand keyboard - as per selection with approved powder coated

Rate shall inclusive of mock up sample, all materials, loading, unloading, transportation, finishing, placing at all floors and for all leads, all accessories as described in item description. Work complete as per the detailed drawing , mock-up sample and instruction of Architect/Client. VNR Series Laminate.

1. Material:

- All type of material for shall be used as per approved make list and confirming to relevant IS codes and approved by Architect/Client.

2. Workmanship:

- Work complete as per above specification.
- Work complete including all types of tools, tackles, labour etc complete at any level and height.
- The whole work is to be completed as per design; sample material & any other requirement shall be as per instruction of Architect/Client.

3. Measurements:

- The rate shall be consolidated for all above items.
- The rate shall include the cost of all materials, labour, scaffolding etc. to complete the whole work satisfactorily as per instruction of Architect/Client.
- No extra payment will be given for any of the reasons.
- Rate to be inclusive of all material, wastage, necessary tools tackles etc for fixing at all heights and for all floors.
- The work done shall be measured in Unit for area of work done. The rate shall be for a unit of one Unit.

Item No: 132: Reception Desk: " -----Do-----"-as per above specification for complete work.

Table top : 1200-1500 x 600 x 750 mm, Top thickness - 25 mm

1. Material:

- All type of material for shall be used as per approved make list and confirming to relevant IS codes and approved by Architect/Client.

2. Workmanship:

- Work complete as per above specification.
- Work complete including all types of tools, tackles, labour etc complete at any level and height.
- The whole work is to be completed as per design; sample material & any other requirement shall be as per instruction of Architect/Client.

3. Measurements:

- The rate shall be consolidated for all above items.
- The rate shall include the cost of all materials, labour, scaffolding etc. to complete the whole work satisfactorily as per instruction of Architect/Client.
- No extra payment will be given for any of the reasons.
- Rate to be inclusive of all material, wastage, necessary tools tackles etc for fixing at all heights and for all floors.
- The work done shall be measured in Number for area of work done. The rate shall be for a unit of one Number.

Item No: 133: Cabin Back side storage unit (750 H x 450 D) mm:

Storage Comprising from IS 303 BWR 19 mm thick and 12 mm ply, finish with 1 mm thick Laminate finish as per approved make and shade by Architect.

Storage top : 35 mm thick post foam top edge finish as per selection and laminate as per selection suede /satin/VNR finish.

Solid Shutter : 25 mm thick comprising from IS 303 BWR ply & finish with 1 mm thick VNR Laminate .

Shelf: 19 mm thk IS 303 BWR ply finish with both side approved laminate. Inner area shall be finished with linear laminate.

Ledge/Niche comprising from IS 303 BWR ply finish with 1 mm thick Laminate , required lighting arrangement.

The work shall be done as per the detailed drawing , specifications, sample approved and as directed by the Architect/Client. The rate shall be for complete item inclusive of all material, labour, wastages, necessary tools & tackles, adhesives , grooves , consumable hardware & required SS 304 grade hardware/accessories , Profile handle , Wooden frame, monocoat polish , pvc edge banding , of approved make for all floors, all heights, all levels and all places within campus. Contractor shall do all the needful and shall fulfill Architect's design intent. Contractor shall submit as per site condition shop drawing for modular furniture layout and send detail drawing for each furniture with 3D and plan section for approval of architect/client No additional claims will be entertained for this. Equivalent to VNR series laminate.

1. Material:

- IS 303 BWR ply shall be used for Back storage as per approved make and sample by Architect/Client
- VNR Laminate shall be used as per approved make and sample by Architect/Client.
- Hardware's shall be used as per approved make list and confirming to relevant IS codes and approved by Architect/Client.
- All type of material shall be used as per approved make list and confirming to relevant IS codes and approved by Architect/Client.

2. Workmanship:

- Work complete including all types of tools, tackles, labour etc complete at any level and height.

- The whole work is to be completed as per design; sample material & any other requirement shall be as per instruction of Architect/Client.

3. Measurements:

- The rate shall be consolidated for all above items.
- The rate shall include the cost of all materials, labour, scaffolding etc. to complete the whole work satisfactorily as per instruction of Architect/Client.
- No extra payment will be given for any of the reasons.
- Rate to be inclusive of all material, wastage, necessary tools tackles etc for fixing at all heights and for all floors.
- The work done shall be measured in Square meter for area of work done. The rate shall be for a unit of one Square Meter. Clear elevation area shall be measured and paid.

Item No: 134: Console: Providing & fixing Console complete as per drawing/Ref Image. Approx size : 1500 x 400 x 600 mm made from up of 19 mm thick BWR grade ply & finished of Laminate as per approved make and shade and solid wooden leg with matt finish mono coat polish as per drawing. Rate shall be inclusive of providing, fixing all necessary brass satin finish nickel plated/ S.S 304 grade (hardware from Hettich like Auto Hinges, handle, Rod locks, Multipurpose lock, Rate shall be inclusive of internal shelves of 19mm thick IS 303 BWR ply and laminate , PVC edge beading . All external & internal exposed woodwork to be finished in PU semi gloss paint finish polish as per specified item's manufacturer's specifications. Rate shall inclusive of providing mock up sample for approval of architect. Equivalent to VNR series laminate.

1. Material:

- All type of material shall be used as per approved make list and confirming to relevant IS codes and approved by Architect/Client.

2. Workmanship:

- Work complete as per above specification.
- Work complete including all types of tools, tackles, labour etc complete at any level and height.
- The whole work is to be completed as per design; sample material & any other requirement shall be as per instruction of Architect/Client.

3. Measurements:

- The rate shall be consolidated for all above items.
- The rate shall include the cost of all materials, labour, scaffolding etc. to complete the whole work satisfactorily as per instruction of Architect/Client.
- No extra payment will be given for any of the reasons.
- Rate to be inclusive of all material, wastage, necessary tools tackles etc for fixing at all heights and for all floors.
- The work done shall be measured in Numbers for area of work done. The rate shall be for a unit of one Numbers.

Item No: 135: Conference room table : 3800 x 1200 mm

Providing and fixing as per detail shape and size table unit consist table with all required necessary accessories. Table size : 3800 L x 1200B x 750H mm

Top 50 mm thick comprising from 15-16 mm thick Artificial stone as per approved sample (reverse bull nose). Base & Vertical support comprising from ready made leg Metal finish as per approved sample by Architect.


Ply box for cable runway comprising from IS 303 BWR ply with both side 4 mm thick Veneer finish with polish. Popbox: Flip open-Aluminium SS finish or approved finish open above the table top

with build in soft closing mechanism and termination box below table top to accommodate electrical and data sockets

Raceway : MS powder coated horizontal raceways considered below table top with intermediate legs provided to allow LAN & electrical cables.

Rate inclusive of providing and fixing as per requirement of socket and quantity Pop up tabletop electrical WIRE MANAGEMENT BOX SS finish. The work shall be done as per the detailed drawing , specifications, sample approved and as directed by the Architect/Client. The rate shall be for complete item inclusive of all material, labour, wastages, necessary tools & tackles, adhesives consumable hardware & required SS 304 grade hardware/accessories, grooves pvc edge banding , etc of approved make for all floors, monocoat polish, all heights, all levels and all places within campus. Contractor shall do all the needful and shall fulfill Architect's design intent. No additional claims will be entertained for this. Basic Rate of Veneer is Rs.120/ Sqft. Basic rate of stone is 450 / Sq.ft .

Ref Image



1. Material:

- All type of material shall be used as per approved make list and confirming to relevant IS codes and approved by Architect/Client.

2. Workmanship:

- Work complete as per above specification.
- Work complete including all types of tools, tackles, labour etc complete at any level and height.
- The whole work is to be completed as per design; sample material & any other requirement shall be as per instruction of Architect/Client.

3. Measurements:

- The rate shall be consolidated for all above items.
- The rate shall include the cost of all materials, labour, scaffolding etc. to complete the whole work satisfactorily as per instruction of Architect/Client.
- No extra payment will be given for any of the reasons.
- Rate to be inclusive of all material, wastage, necessary tools tackles etc for fixing at all heights and for all floors.
- The work done shall be measured in Numbers for area of work done. The rate shall be for a unit of one Numbers.

Item No: 136: Meeting table: @3500 x 1050 x 750 mm: "-----Do-----" as per above specification for complete work.

And

Item No: 137: Meeting table: @1950 x 900 x 750 mm: "-----Do-----" as per above specification for complete work.

1. Material:

- All type of material shall be used as per approved make list and confirming to relevant IS codes and approved by Architect/Client.

2. Workmanship:

- Work complete as per above specification.
- Work complete including all types of tools, tackles, labour etc complete at any level and height.
- The whole work is to be completed as per design; sample material & any other requirement shall be as per instruction of Architect/Client.

3. Measurements:

- The rate shall be consolidated for all above items.
- The rate shall include the cost of all materials, labour, scaffolding etc. to complete the whole work satisfactorily as per instruction of Architect/Client.
- No extra payment will be given for any of the reasons.
- Rate to be inclusive of all material, wastage, necessary tools tackles etc for fixing at all heights and for all floors.
- The work done shall be measured in Numbers for area of work done. The rate shall be for a unit of one Numbers.

Item No: 138: Workstation : L Shaped :

Providing and fixing desk based L shaped workstation of size 1500-1600x600x1050 one side and other side 1500x600x1050 ht (Ht: 750 mm workstation + 450 mm Lacquered Glass including bracket) at below mentioned locations. Contractor shall submit as per site condition shop drawing for modular furniture layout and send detail drawing for each furniture with 3D and plan section for approval of architect/client
The table top-Table top to be made up of 25 mm thk prelaminated MDF/particle board with 2 mm thick matching PVC edge banding

Flip open-Aluminium powder coated flip open above the table top with build in soft closing mechanism and termination box below table top to accommodate electrical and data sockets
Raceway : MS powder coated horizontal raceways considered below table top with intermediate legs provided to allow LAN & electrical cables

Metal Legs: Metal legs as per selection of shapes & powder coating
Modesty panel :Prelaminated MDF/particle board with exposed edges 2 mm th matching PVC edge banding

Glass divders-8 mm th Lacquered glass with 300 mm height fixed with approved bracket / holder
Rate shall inclusive of mock up sample, all materials, loading, unloading, transportation, inclusive of Vertical / Horizontal ready made raceway for Cables, placing at all floors and for all leads, all accessories as described in item description. As approval of EIC. All the work complete as per the detailed drawing , mock-up sample and instruction of Architect/EIC. Work complete as per the instruction of EIC.

1. Material:

- All type of material shall be used as per approved make list and confirming to relevant IS codes and approved by Architect/Client.
- 2. Workmanship:**
- Work complete as per above specification.
 - Work complete including all types of tools, tackles, labour etc complete at any level and height.
 - The whole work is to be completed as per design; sample material & any other requirement shall be as per instruction of Architect/Client.
- 3. Measurements:**
- The rate shall be consolidated for all above items.
 - The rate shall include the cost of all materials, labour, scaffolding etc. to complete the whole work satisfactorily as per instruction of Architect/Client.
 - No extra payment will be given for any of the reasons.
 - Rate to be inclusive of all material, wastage, necessary tools tackles etc for fixing at all heights and for all floors.
 - The work done shall be measured in Numbers for area of work done. The rate shall be for a unit of one Numbers.

Item No: 139: Workstation : 1500x600x1050 (Ht: 750 mm workstation + 450 mm Glass).

" -----Do-----as per above specification for complete work .

- 1. Material:**
- All type of material shall be used as per approved make list and confirming to relevant IS codes and approved by Architect/Client.
- 2. Workmanship:**
- Work complete as per above specification.
 - Work complete including all types of tools, tackles, labour etc complete at any level and height.
 - The whole work is to be completed as per design; sample material & any other requirement shall be as per instruction of Architect/Client.
- 3. Measurements:**
- The rate shall be consolidated for all above items.
 - The rate shall include the cost of all materials, labour, scaffolding etc. to complete the whole work satisfactorily as per instruction of Architect/Client.
 - No extra payment will be given for any of the reasons.
 - Rate to be inclusive of all material, wastage, necessary tools tackles etc for fixing at all heights and for all floors.
 - The work done shall be measured in Square Meter for area of work done.

Item No: 140: Keyboard : Providing and fixing key board as per approved make. Metal keyboard tray with Outer Dimension of the Keyboard tray is 507 x 245mm made of 1mm thick CRCA as per approved shade powder coating fixing with require all necessary accessories etc complete

- 1. Material:**
- All type of material shall be used as per approved make list and confirming to relevant IS codes and approved by Architect/Client.
- 2. Workmanship:**
- Work complete as per above specification.

- Work complete including all types of tools, tackles, labour etc complete at any level and height.
- The whole work is to be completed as per design; sample material & any other requirement shall be as per instruction of Architect/Client.

3. Measurements:

- The rate shall be consolidated for all above items.
- The rate shall include the cost of all materials, labour, scaffolding etc. to complete the whole work satisfactorily as per instruction of Architect/Client.
- No extra payment will be given for any of the reasons.
- Rate to be inclusive of all material, wastage, necessary tools tackles etc for fixing at all heights and for all floors.
- The work done shall be measured in Numbers for area of work done. The rate shall be for a unit of one Numbers.

Item No: 141: CPU stand: Providing and fixing CPU trolley Ebco or equivalent approved make. CPU Trolley base is made of 1.6 mm thick CRCA and the sides are made of 1.2mm thick. The width of the trolley can be varied to accompany various width CPU. The CPU is mounted on lockable castors.

1. Material:

- All type of material shall be used as per approved make list and confirming to relevant IS codes and approved by Architect/Client.

2. Workmanship:

- Work complete as per above specification.
- Work complete including all types of tools, tackles, labour etc complete at any level and height.
- The whole work is to be completed as per design; sample material & any other requirement shall be as per instruction of Architect/Client.

3. Measurements:

- The rate shall be consolidated for all above items.
- The rate shall include the cost of all materials, labour, scaffolding etc. to complete the whole work satisfactorily as per instruction of Architect/Client.
- No extra payment will be given for any of the reasons.
- Rate to be inclusive of all material, wastage, necessary tools tackles etc for fixing at all heights and for all floors.
- The work done shall be measured in Numbers for area of work done. The rate shall be for a unit of one Numbers.

Item No: 142: Pedestal Unit: @400x470X545 Comprising from of 18 mm th exterior grade pre lam board All the exposed edges are sealed with 2mm thick PVC Imported edge banding on sides and bottom. The top and drawer facia are sealed with 2mm thick PVC edge. The drawer unit consists of 1 box drawer and 1 file drawer. The sides of Inside drawer box are of MDF board. The drawer box is fitted with telescopic chanel hettich or haffle make for free movement. The drawer unit is provided with central locking system, where in the three drawer are locked with one key.SS 304 recessed handles are provided for easy opening and closing of drawer.The drawer unit is fitted on castors (optional) for easy mobility. PVC edge banding are imported from Rehau or Dolken of Germany. The complete furniture unit is factory assembled with knock down fittings.

1. Material:

- All type of material shall be used as per approved make list and confirming to relevant IS codes and approved by Architect/Client.

2. Workmanship:

- Work complete as per above specification.
- Work complete including all types of tools, tackles, labour etc complete at any level and height.
- The whole work is to be completed as per design; sample material & any other requirement shall be as per instruction of Architect/Client.

3. Measurements:

- The rate shall be consolidated for all above items.
- The rate shall include the cost of all materials, labour, scaffolding etc. to complete the whole work satisfactorily as per instruction of Architect/Client.
- No extra payment will be given for any of the reasons.
- Rate to be inclusive of all material, wastage, necessary tools tackles etc for fixing at all heights and for all floors.
- The work done shall be measured in Numbers for area of work done. The rate shall be for a unit of one Numbers.

Item No: 143: 4'ft height storage: 450 mm Depth

Storage unit top made up of 25 mm thk MDF Exterior grade The top has a post formation round edge finish with both side laminate .Storage body is made of 18mm thick MDF top with exterior grade finish with both side 1 mm thick laminate . Shutter finish with both side 1 mm thick laminate. The back of the unit is made from 9mm prelaminated board. All the exposed edges are with 2mm PVC edge Imported banding & sealed edges are with 0.8mm thick PVC Imported edge banding. Having premium lock with wave key technology and side and hinged shutters are sealed with 2mm thick PVC edge banding.SS 304 recessed handles are provided for easy opening and closing of shutter. The units are assembled by knock down fittings such as Minifix & Dowels. All the hardware and Hinges are from Enox/Ebco. PVC edge banding are imported from Rehau or Dolken of Germany .Rate shall inclusive of mock up sample, all materials, loading, unloading, transportation, mono coat polish, placing at all floors and for all leads, all accessories as described in item description. As approval of EIC. All the work complete as per the detailed drawing, mockup sample and instruction of Architect/EIC. Work complete as per the instruction of EIC. Equivalent to VNR series laminate.

1. Material:

- All type of material shall be used as per approved make list and confirming to relevant IS codes and approved by Architect/Client.

2. Workmanship:

- Work complete as per above specification.
- Work complete including all types of tools, tackles, labour etc complete at any level and height.
- The whole work is to be completed as per design; sample material & any other requirement shall be as per instruction of Architect/Client.

3. Measurements:

- The rate shall be consolidated for all above items.
- The rate shall include the cost of all materials, labour, scaffolding etc. to complete the whole work satisfactorily as per instruction of Architect/Client.
- No extra payment will be given for any of the reasons.
- Rate to be inclusive of all material, wastage, necessary tools tackles etc for fixing at all heights and for all floors.
- The work done shall be measured in Square Meter for area of work done.

Item No: 144: Full Height Storage with Laminate Finish: 450 mm Depth

Storage Comprising from IS 303 BWR 19 mm thick and 12 mm ply, finish with 1 mm thick Laminate finish as per approved make and shade by Architect. Solid Shutter: 25 mm thick comprising from IS 303 BWR ply & finish with 1 mm thick Laminate. Shelf: 19 mm thick IS 303 BWR ply finish with both side approved laminate. Inner area shall be finished with linear laminate. Ledge/Niche comprising from HDF / Lacquered glass finish required lighting arrangement. The work shall be done as per the detailed drawing, specifications, sample approved and as directed by the Architect/Client. The rate shall be for complete item inclusive of all material, labour, wastages, necessary tools & tackles, adhesives, grooves, consumable hardware & required SS 304 grade hardware/accessories, Profile handle, Wooden frame, mono coat polish, PVC edge banding of approved make for all floors, all heights, all levels and all places within campus. Contractor shall do all the needful and shall fulfill Architect's design intent. No additional claims will be entertained for this. Equivalent to VNR series laminate.

1. Material:

- IS 303 BWR ply shall be used for Full height storage as per approved make and sample by Architect/Client.
- Laminate shall be used as per approved make and sample by Architect/Client.
- Hardware's shall be used as per approved make list and confirming to relevant IS codes and approved by Architect/Client.
- All type of material shall be used as per approved make list and confirming to relevant IS codes and approved by Architect/Client.

2. Workmanship:

- Work complete as per above specification.
- Work complete including all types of tools, tackles, labour etc complete at any level and height.
- The whole work is to be completed as per design; sample material & any other requirement shall be as per instruction of Architect/Client.

3. Measurements:

- The rate shall be consolidated for all above items.
- The rate shall include the cost of all materials, labour, scaffolding etc. to complete the whole work satisfactorily as per instruction of Architect/Client.
- No extra payment will be given for any of the reasons.
- Rate to be inclusive of all material, wastage, necessary tools tackles etc for fixing at all heights and for all floors.
- The work done shall be measured in Square meter for area of work done. The rate shall be for a unit of one Square Meter. Clear elevation area shall be measured and paid.

Item No: 145: Overhead storage: " -----Do-----" as per above specification for complete work.

1. Material:

- IS 303 BWR ply shall be used for Overhead storage as per approved make and sample by Architect/Client.
- Laminate shall be used as per approved make and sample by Architect/Client.
- Hardware's shall be used as per approved make list and confirming to relevant IS codes and approved by Architect/Client.
- All type of material shall be used as per approved make list and confirming to relevant IS codes and approved by Architect/Client.

2. Workmanship:

- Work complete as per above specification.

- Work complete including all types of tools, tackles, labour etc complete at any level and height.
- The whole work is to be completed as per design; sample material & any other requirement shall be as per instruction of Architect/Client.

3. Measurements:

- The rate shall be consolidated for all above items.
- The rate shall include the cost of all materials, labour, scaffolding etc. to complete the whole work satisfactorily as per instruction of Architect/Client.
- No extra payment will be given for any of the reasons.
- Rate to be inclusive of all material, wastage, necessary tools tackles etc for fixing at all heights and for all floors.
- The work done shall be measured in Square meter for area of work done. The rate shall be for a unit of one Square Meter. Clear elevation area shall be measured and paid.

Item No: 146: Vanity counter Storage with VNR laminate finish: " -----Do----- as per above specification for complete work . Using 1 mm thick VNR laminate instead of Veneer. Basic Rate of VNR laminate is Rs. 50/Sq.ft

1. Material:

- IS 303 BWR ply shall be used for Overhead storage as per approved make and sample by Architect/Client.
- Laminate shall be used as per approved make and sample by Architect/Client.
- Hardware's shall be used as per approved make list and confirming to relevant IS codes and approved by Architect/Client.
- All type of material shall be used as per approved make list and confirming to relevant IS codes and approved by Architect/Client.

2. Workmanship:

- Work complete as per above specification.
- Work complete including all types of tools, tackles, labour etc complete at any level and height.
- The whole work is to be completed as per design; sample material & any other requirement shall be as per instruction of Architect/Client.

3. Measurements:

- The rate shall be consolidated for all above items.
- The rate shall include the cost of all materials, labour, scaffolding etc. to complete the whole work satisfactorily as per instruction of Architect/Client.
- No extra payment will be given for any of the reasons.
- Rate to be inclusive of all material, wastage, necessary tools tackles etc for fixing at all heights and for all floors.
- The work done shall be measured in Square meter for area of work done. The rate shall be for a unit of one Square Meter. Clear elevation area shall be measured and paid.

Item No: 147: Pantry below storage : Providing, making, fixing as per detail drawing made from 19 mm IS 710 BWP ply structure and both side 1 mm thick laminate finish shall be of approved make & shade and as per the detail drawing. All the edges of ply shall be covered with Laminate finish Rate shall also inclusive of all necessary brass satin finish nickel plated/S.S 304 grade hardware like Hinges, locks,6"handle , 75 mm tower bolts, ball catches/Magnet, The rate shall be inclusive of shelf both side laminated finish and as per detail drawer unit with SS 304 grade kitchen basket as per selection by architect The rate shall be in sqm of elevation area for all floors and at all heights

including all costs complete as per the Architectural drawings & instructions. Only the elevation area of the storage unit will be measured and paid for. Item for laminate fixing and polishing is included in this item. Approval of all loose material (sample of materials to be used) & raw manufacturing to be got approved in advance from EIC & Architect prior to the final production of the work. Manufacturing shall in parts or as whole as per the requirements & or assembled at site as per the requirement and directed by EIC & Architect. All material to be used shall be as per the drawings & confirm to the relevant detailed material specifications of this document. The work shall be measured & paid in sqm The rates shall be inclusive of all wastages, material, labor, transportation, loading, unloading, fixing in position, etc. complete to the satisfaction of the Architect and EIC. The mock-up of 1 unit shall be approved from EIC and Architect prior to the final production. Equivalent to VNR series laminate.

1. Material:

- IS 710 BWP ply shall be used for pantry below storage as per approved make and sample by Architect/Client.
- Laminate shall be used as per approved make and sample by Architect/Client.
- Hardware's shall be used as per approved make list and confirming to relevant IS codes and approved by Architect/Client.
- All type of material shall be used as per approved make list and confirming to relevant IS codes and approved by Architect/Client.

2. Workmanship:

- Work complete as per above specification.
- Work complete including all types of tools, tackles, labour etc complete at any level and height.
- The whole work is to be completed as per design; sample material & any other requirement shall be as per instruction of Architect/Client.

3. Measurements:

- The rate shall be consolidated for all above items.
- The rate shall include the cost of all materials, labour, scaffolding etc. to complete the whole work satisfactorily as per instruction of Architect/Client.
- No extra payment will be given for any of the reasons.
- Rate to be inclusive of all material, wastage, necessary tools tackles etc for fixing at all heights and for all floors.
- The work done shall be measured in Square meter for area of work done. The rate shall be for a unit of one Square Meter. Clear elevation area shall be measured and paid.

Item No: 148: Pantry above storage -350DX600 H: Providing, making, fixing as per detail drawing made from 19 mm IS 710 BWP ply structure and both side 1 mm th laminate finish shall be of approved make & shade and as per the detail drawing. All the edges of ply shall be covered with Laminate finish Rate shall also inclusive of all necessary brass satin finish nickel plated/S.S 304 grade hardware like Hinges, locks, 6" handle, 75 mm tower bolts, ball catches/Magnet, The rate shall be in sqm of elevation area for all floors and at all heights including all costs complete as per the Architectural drawings & instructions. Only the elevation area of the storage unit will be measured and paid for. Item for laminate fixing and polishing is included in this item. Approval of all loose material (sample of materials to be used) & raw manufacturing to be got approved in advance from EIC & Architect prior to the final production of the work. Manufacturing shall in parts or as whole as per the requirements & or assembled at site as per the requirement and directed by EIC & Architect. All material to be used shall be as per the drawings & confirm to the relevant detailed material specifications of this document. The work shall be measured & paid in sqm. The rates shall be inclusive of all wastages, material, labor, transportation, loading, unloading, fixing in position, etc. complete to the satisfaction of the Architect and EIC. The mock-

up of 1 unit shall be approved from EIC and Architect prior to the final production. Equivalent to VNR series laminate.

1. Material:

- IS 710 BWP ply shall be used for pantry below storage as per approved make and sample by Architect/Client.
- Laminate shall be used as per approved make and sample by Architect/Client.
- Hardware's shall be used as per approved make list and confirming to relevant IS codes and approved by Architect/Client.
- All type of material shall be used as per approved make list and confirming to relevant IS codes and approved by Architect/Client.

2. Workmanship:

- Work complete as per above specification.
- Work complete including all types of tools, tackles, labour etc complete at any level and height.
- The whole work is to be completed as per design; sample material & any other requirement shall be as per instruction of Architect/Client.

3. Measurements:

- The rate shall be consolidated for all above items.
- The rate shall include the cost of all materials, labour, scaffolding etc. to complete the whole work satisfactorily as per instruction of Architect/Client.
- No extra payment will be given for any of the reasons.
- Rate to be inclusive of all material, wastage, necessary tools tackles etc for fixing at all heights and for all floors.
- The work done shall be measured in Square meter for area of work done. The rate shall be for a unit of one Square Meter. Clear elevation area shall be measured and paid.

Item No: 149: Glass profile storages: Equivalent to Amardeep/ Godrej/ Civom/ Methodex/ EPL/ Wipro or approved brand by Architect/Client. Frame: Frame shall be made of IS 303 BWR grade ply 35 mm thick with both side laminate finish as per approved sample. Shutter : 4 mm thick clear glass as per approved sample. Shelves : IS 303 BWR grade ply 25 mm thick with both side laminate finish as per approved sample(adjustable shelving system)Back : IS 303 BWR grade ply 19 mm thick with both side laminate finish as per approved sample. Two side Post forming edge and other side 2mm PVC edge Imported banding & sealed edges are with 0.8mm thick PVC Imported edge banding. Having premium lock with wave key technology and side and hinged shutters are sealed with 2mm thick PVC edge banding.SS 304 recessed handles are provided for easy opening and closing of shutter. The units are assembled by knock down fittings such as Minifix & Dowels. All the hardware and Hinges are from Hettich/Ebco. PVC edge banding is imported from Rehau or Dolken of Germany. Rate shall be inclusive of all materials, loading, unloading, transportation, placing at all floors and for all leads, polishing and all accessories, sample mockup etc as described in item description. work complete as per the instruction of Client/EIC.

1. Material:

- IS 303 BWR ply shall be used for storage as per approved make and sample by Architect/Client.
- Laminate shall be used as per approved make and sample by Architect/Client.
- Toughened Glass shall be used as per approved make and sample by Architect/Client.
- Hardware's shall be used as per approved make list and confirming to relevant IS codes and approved by Architect/Client.

- All type of material shall be used as per approved make list and confirming to relevant IS codes and approved by Architect/Client.
- 2. Workmanship:**
- Work complete as per above specification.
 - Work complete including all types of tools, tackles, labour etc complete at any level and height.
 - The whole work is to be completed as per design; sample material & any other requirement shall be as per instruction of Architect/Client.
- 3. Measurements:**
- The rate shall be consolidated for all above items.
 - The rate shall include the cost of all materials, labour, scaffolding etc. to complete the whole work satisfactorily as per instruction of Architect/Client.
 - No extra payment will be given for any of the reasons.
 - Rate to be inclusive of all material, wastage, necessary tools tackles etc for fixing at all heights and for all floors.
 - The work done shall be measured in Square meter for area of work done. The rate shall be for a unit of one Square Meter. Clear elevation area shall be measured and paid.

Item No: 150: Cabin Center Table: @750 x 750 x 400 mm

Center table : 25 mm thick Solid wooden top with matt finish monocoat polish.

Vertical support: solid woode Leg with matt finish monocoat polish with busher.

Work complete including Providing & fixing , all necessary hardware and fittings, mock up sample, loading, unloading, transportation, placing at all floors and for all leads, all accessories as described in item description. Work complete as per the detailed drawing and instruction of Architect/Client.

And

Item No: 151: Corner table: 450x 450 x 400 mm: "-----Do-----" as per above specification for complete work.

Ref Image



- 1. Material:**
- All type of material shall be used as per approved make list and confirming to relevant IS codes and approved by Architect/Client.
- 2. Workmanship:**
- Work complete as per above specification.
 - Work complete including all types of tools, tackles, labour etc complete at any level and height.
 - The whole work is to be completed as per design; sample material & any other requirement shall be as per instruction of Architect/Client.

3. Measurements:

- The rate shall be consolidated for all above items.
- The rate shall include the cost of all materials, labour, scaffolding etc. to complete the whole work satisfactorily as per instruction of Architect/Client.
- No extra payment will be given for any of the reasons.
- Rate to be inclusive of all material, wastage, necessary tools tackles etc for fixing at all heights and for all floors.
- The work done shall be measured in Number for area of work done. The rate shall be for a unit of one Number.

Item No: 152: Waiting area Center Table: 900 x 900 x 400 mm

Table top: 4mm thick veneer with base ply finish with polish.

Vertical support: solid woode Leg with matt finish monocoat polish with busher.

Work complete including Providing & fixing , all necessary hardware and fittings , mock up sample, loading, unloading, transportation, placing at all floors and for all leads, all accessories as described in item description. Work complete as per the detailed drawing and instruction of Architect/Client.

And

Item No: 153: Corner Table: 450 x 450x 400 mm: "-----Do-----" as per above specification for complete work.

1. Material:

- All type of material shall be used as per approved make list and confirming to relevant IS codes and approved by Architect/Client.

2. Workmanship:

- Work complete as per above specification.
- Work complete including all types of tools, tackles, labour etc complete at any level and height.
- The whole work is to be completed as per design; sample material & any other requirement shall be as per instruction of Architect/Client.

3. Measurements:

- The rate shall be consolidated for all above items.
- The rate shall include the cost of all materials, labour, scaffolding etc. to complete the whole work satisfactorily as per instruction of Architect/Client.
- No extra payment will be given for any of the reasons.
- Rate to be inclusive of all material, wastage, necessary tools tackles etc for fixing at all heights and for all floors.
- The work done shall be measured in Number for area of work done. The rate shall be for a unit of one Number.

Item No: 154: Conference room Drawer & TV Unit : 1500x 510 x 400 mm

Providing & fixing TV drawer unit as per detail shape & size with require accessories

Top 35 mm thick comprising from 12 mm th IS 303 ply & veneer finish with matt finish mono coat polish, Storage body is comprising from 19mm 303 BWR ply with veneer finish and inner side 1 mm thick laminate finish including require nos of drawer with all type of fittings, cutout for air circulation, require fixtures, hardware Hettich/Haffle make etc complete. SS 304 grade conceal handle shall be provide as per approved selection & detailed drawing and instruction of Architect/EIC. The work shall be done as per the approved specifications, sample approved and as

directed by the Architect and Engineer-in-charge. The rate shall be for complete item inclusive of all material, labour, wastages, necessary tools & tackles, adhesives consumable hardware & required SS 304 grade hardware/accessories of approved make for all floors, all heights, all levels and all places within campus. Contractor shall do all the needful and shall fulfill Architect's design intent. No additional claims will be entertained for this. The unit shall be manufactured in parts and these parts shall be assembled at site. Basic rate of teak veneer is 120 /Sqft.

1. Material:

- IS 303 BWR ply shall be used for Drawer unit as per approved make and sample by Architect/Client.
- Veneer shall be used as per approved make and sample by Architect/Client.
- Hardware's shall be used as per approved make list and confirming to relevant IS codes and approved by Architect/Client.
- All type of material shall be used as per approved make list and confirming to relevant IS codes and approved by Architect/Client.

2. Workmanship:

- Work complete as per above specification.
- Work complete including all types of tools, tackles, labour etc complete at any level and height.
- The whole work is to be completed as per design; sample material & any other requirement shall be as per instruction of Architect/Client.

3. Measurements:

- The rate shall be consolidated for all above items.
- The rate shall include the cost of all materials, labour, scaffolding etc. to complete the whole work satisfactorily as per instruction of Architect/Client.
- No extra payment will be given for any of the reasons.
- Rate to be inclusive of all material, wastage, necessary tools tackles etc for fixing at all heights and for all floors.
- The work done shall be measured in Square meter for area of work done. The rate shall be for a unit of one Square Meter. Clear elevation area shall be measured and paid.

Item No: 155: Waiting Sofa (One Seater): @ 900(L) x 870 mm (B) x 800 mm (H) comprising up of Solid teak wood with PU semi gloss finished polish. The seat shall 150 mm thick 40 density & back shall be 32 density foam & finished in Approved fabric upholstery as per the drawing/image and instruction from Architect/EIC. All external & internal exposed woodwork to be finished in PU semi gloss finish polish. .The work shall be done as per drawing, specifications, sample approved and as directed by the Architect and Engineer-in-charge. The rate shall be for complete item inclusive of all material, labour, wastages, necessary tools & tackles, approved make for all floors, all heights, all levels and all places within campus. Contractor shall do all the needful and shall fulfill Architect's design intent. No additional claims will be entertained for this. Rate shall inclusive of providing mockup sample for approval of architect. Basic Rate of Fabric : 800 Rmt

Ref Image



1. Material:

- One Seater Sofa unit shall be used as per approved make list and approved sample by Architect/Client.
 - All type of material shall be used as per approved make list and confirming to relevant IS codes and approved by Architect/Client.
- 2. Workmanship:**
- Work complete as per above specification.
 - Work complete including all types of tools, tackles, labour etc complete at any level and height.
 - The whole work is to be completed as per design; sample material & any other requirement shall be as per instruction of Architect/Client.
- 3. Measurements:**
- The rate shall be consolidated for all above items.
 - The rate shall include the cost of all materials, labour, scaffolding etc. to complete the whole work satisfactorily as per instruction of Architect/Client.
 - No extra payment will be given for any of the reasons.
 - Rate to be inclusive of all material, wastage, necessary tools tackles etc for fixing at all heights and for all floors.
 - The work done shall be measured in Numbers for area of work done. The rate shall be for a unit of one Numbers.

Item No: 156: Waiting Sofa (three Seater): 2100mm (L) x 870 mm (B) x 800 mm (H) made up of Solid teak wood with PU semi gloss finished polish. The seat shall 150 mm thick 40 density & back shall be 32 density foam & finished in Approved fabric upholstery as per the drawing/image and instruction from Architect/EIC all external & internal exposed woodwork to be finished in PU semi gloss finish polish. The work shall be done as per the drawing, specifications, sample approved and as directed by the Architect and Engineer-in-charge. The rate shall be for complete item inclusive of all material, labour, wastages, necessary tools & tackles, approved make for all floors, all heights, all levels and all places within campus. Contractor shall do all the needful and shall fulfill Architect's design intent. No additional claims will be entertained for this. Rate shall inclusive of providing mockup sample for approval of architect. Basic Rate of Fabric: 800 Rmt



- 1. Material:**
- Two Seater Sofa unit shall be used as per approved make list and approved sample by Architect/Client.
 - All type of material shall be used as per approved make list and confirming to relevant IS codes and approved by Architect/Client.
- 2. Workmanship:**
- Work complete as per above specification.
 - Work complete including all types of tools, tackles, labour etc complete at any level and height.
 - The whole work is to be completed as per design; sample material & any other requirement shall be as per instruction of Architect/Client.
- 3. Measurements:**

- The rate shall be consolidated for all above items.
- The rate shall include the cost of all materials, labour, scaffolding etc. to complete the whole work satisfactorily as per instruction of Architect/Client.
- No extra payment will be given for any of the reasons.
- Rate to be inclusive of all material, wastage, necessary tools tackles etc for fixing at all heights and for all floors.
- The work done shall be measured in Numbers for area of work done. The rate shall be for a unit of one Numbers.

Item No: 157: Cabin Sofa (Two seater): 1500 (L) x 870 mm (B) x 800 mm (H): comprising of Solid teak wood with PU semi gloss finished polish. The seat shall 150 mm thick 40 density & back shall be 32 density foam & finished in Approved fabric upholstery as per the drawing/ image and instruction from Architect/EIC all external & internal exposed woodwork to be finished in PU semi gloss finish polish. .The work shall be done as per the drawing, specifications, sample approved and as directed by the Architect and Engineer-in-charge. The rate shall be for complete item inclusive of all material, labour, wastages, necessary tools & tackles, approved make for all floors, all heights, all levels and all places within campus. Contractor shall do all the needful and shall fulfill Architect's design intent. No additional claims will be entertained for this. Rate shall inclusive of providing mockup sample for approval of architect. Basic Rate of Fabric: 800 Rmt

And

Item No: 158: Cabin Sofa (One seater): 900 (L) x 870 mm (B) x 800 mm (H): "-----Do-----" as per above specification for complete work. Basic Rate of Fabric: 800 Rmt

Ref Image



1. Material:

- Two seater sofa shall be used as per approved make list and approved sample by Architect/Client.
- All type of material shall be used as per approved make list and confirming to relevant IS codes and approved by Architect/Client.

2. Workmanship:

- Work complete as per above specification.
- Work complete including all types of tools, tackles, labour etc complete at any level and height.
- The whole work is to be completed as per design; sample material & any other requirement shall be as per instruction of Architect/Client.

3. Measurements:

- The rate shall be consolidated for all above items.
- The rate shall include the cost of all materials, labour, scaffolding etc. to complete the whole work satisfactorily as per instruction of Architect/Client.

- No extra payment will be given for any of the reasons.
- Rate to be inclusive of all material, wastage, necessary tools tackles etc for fixing at all heights and for all floors.
- The work done shall be measured in Numbers for area of work done. The rate shall be for a unit of one Numbers.

Item No: 159: Planter box: Providing & making, fixing as per detail drawing and required length and depth shall be made from 19mm IS 710 BWP ply with both side laminate finish and providing lighting arrangement cutout and fixing as per detail drawing and instruction. Rate shall inclusive all necessary hardware and fitting, ms framing, paint. The work shall be done as per the specifications, sample approved and as directed by the Architect/ Client. Rate shall inclusive of providing mockup sample for approval of Architect/ Client. Rate shall be inclusive of all materials, loading, unloading, transportation, placing at all floors and for all leads, polishing and all accessories, sample mockup etc as described in item description. Work complete as per the instruction of Client/EIC.

Ref Image



1. Material:

- All type of material shall be used as per approved make list and confirming to relevant IS codes and approved by Architect/Client.

2. Workmanship:

- Work complete as per above specification.
- Work complete including all type of tools, tackles, scaffolding etc complete at any level and height
- The whole work is to be completed as per design; sample material & any other requirement shall be as per instruction of Architect/Client.

3. Measurements:

- The rate shall be consolidated for all above items.
- The rate shall include the cost of all materials, labour, scaffolding etc. to complete the whole work satisfactorily as per instruction of Architect/Client.
- No extra payment will be given for any of the reasons.
- Rate to be inclusive of all material, wastage, necessary tools tackles etc for fixing at all heights and for all floors.
- Clear elevation area shall be measured and paid. The work done shall be measured in Square Meter for area of work done. The rate shall be for a unit of one Square meter.

Item No: 160: Chair Type- 1A - Model equivalent make - HOF MAR-1003 High Back :

- * Chair in Moulded Ply with Head Rest.
- * Double Cladding.
- * High Density PU Foam in Seat & Back.
- * Chrome Arms & Cushion on it.
- * Multi Tilt Mechanism.

*** Chrome Base & Gas Lift.**

Work complete as per the approved sample & instruction of EIC. Rate shall be inclusive of all materials, loading, unloading, trans.

1. Material:

- Chair shall be used as per approved make list and confirming to relevant IS codes and approved by Architect/Client.
- All type of material shall be used as per approved make list and confirming to relevant IS codes and approved by Architect/Client.

2. Workmanship:

- Work complete as per above specification.
- Work complete including all types of tools, tackles, labour etc complete at any level and height.
- The whole work is to be completed as per design; sample material & any other requirement shall be as per instruction of Architect/Client.

3. Measurements:

- The rate shall be consolidated for all above items.
- The rate shall include the cost of all materials, labour, scaffolding etc. to complete the whole work satisfactorily as per instruction of Architect/Client.
- No extra payment will be given for any of the reasons.
- Rate to be inclusive of all material, wastage, necessary tools tackles etc for fixing at all heights and for all floors.
- The work done shall be measured in Numbers for area of work done. The rate shall be for a unit of one Numbers.

Item No: 161: Chair Type-2A -Model equivalent make - HOF MAR-1004 Mid Back

*** Chair with Moulded Ply in Seat and Back.**

*** PU Moulded foam on Seat & Back.**

*** Adjustable Arms with PP cladding.**

*** Chrome Base.**

*** Synchronized Mechanism & Gas Lift.**

Work complete as per the approved sample & instruction of EIC. Rate shall be inclusive of all materials, loading, unloading, transportation, placing at all floors and for all leads, polishing and all accessories as described in item description.

1. Material:

- Chair shall be used as per approved make list and confirming to relevant IS codes and approved by Architect/Client.
- All type of material shall be used as per approved make list and confirming to relevant IS codes and approved by Architect/Client.

2. Workmanship:

- Work complete as per above specification.
- Work complete including all types of tools, tackles, labour etc complete at any level and height.
- The whole work is to be completed as per design; sample material & any other requirement shall be as per instruction of Architect/Client.

3. Measurements:

- The rate shall be consolidated for all above items.

- The rate shall include the cost of all materials, labour, scaffolding etc. to complete the whole work satisfactorily as per instruction of Architect/Client.
- No extra payment will be given for any of the reasons.
- Rate to be inclusive of all material, wastage, necessary tools tackles etc for fixing at all heights and for all floors.
- The work done shall be measured in Numbers for area of work done. The rate shall be for a unit of one Numbers.

Item No: 162: Chair Type-3A -Model equivalent make - Amardeep Lotus 01 High Back

Model equivalent to Lotus 01 : High Back Revolving Chair as per approved make list.

Chair With frame in MS, PU foam in back & Moulded PU Seat, Chrome Arms with PU cladding & Synchro Mechanism, Chrome base, & Gas Lift.

Work complete including all necessary fittings , mock up sample, loading, unloading, transportation, placing at all floors and for all leads, all accessories as described in item description. Work complete as per the detailed drawing and instruction of Architect/Client.

1. Material:

- Chair shall be used as per approved make list and confirming to relevant IS codes and approved by Architect/Client.
- All type of material shall be used as per approved make list and confirming to relevant IS codes and approved by Architect/Client.

2. Workmanship:

- Work complete as per above specification.
- Work complete including all types of tools, tackles, labour etc complete at any level and height.
- The whole work is to be completed as per design; sample material & any other requirement shall be as per instruction of Architect/Client.

3. Measurements:

- The rate shall be consolidated for all above items.
- The rate shall include the cost of all materials, labour, scaffolding etc. to complete the whole work satisfactorily as per instruction of Architect/Client.
- No extra payment will be given for any of the reasons.
- Rate to be inclusive of all material, wastage, necessary tools tackles etc for fixing at all heights and for all floors.
- The work done shall be measured in Numbers for area of work done. The rate shall be for a unit of one Numbers.

Item No: 163: Chair Type-4A -Model equivalent make - Amardeep Lotus 02 Mid Back

Model equivalent to Lotus 02 : Medium Back Revolving Chair as per approved make list.

Chair With frame in MS, PU foam in back & Moulded PU Seat, Chrome Arms with PU cladding & Synchro Mechanism, Chrome base, & Gas Lift.

Work complete including all necessary fittings , mock up sample, loading, unloading, transportation, placing at all floors and for all leads, all accessories as described in item description. Work complete as per the detailed drawing and instruction of Architect/Client.

1. Material:

- Chair shall be used as per approved make list and confirming to relevant IS codes and approved by Architect/Client.
 - All type of material shall be used as per approved make list and confirming to relevant IS codes and approved by Architect/Client.
- 2. Workmanship:**
- Work complete as per above specification.
 - Work complete including all types of tools, tackles, labour etc complete at any level and height.
 - The whole work is to be completed as per design; sample material & any other requirement shall be as per instruction of Architect/Client.
- 3. Measurements:**
- The rate shall be consolidated for all above items.
 - The rate shall include the cost of all materials, labour, scaffolding etc. to complete the whole work satisfactorily as per instruction of Architect/Client.
 - No extra payment will be given for any of the reasons.
 - Rate to be inclusive of all material, wastage, necessary tools tackles etc for fixing at all heights and for all floors.
 - The work done shall be measured in Numbers for area of work done. The rate shall be for a unit of one Numbers.

Item No: 164: Chair Type-5A (Other area Chair) -Model equivalent make - Model equivalent to Vento 02 : Mid Back Revolving Chair as per approved make list.

Chair With frame in MS, PU foam in back & Moulded PU Seat, Chrome Arms with PU cladding & Synchro Mechanism, Chrome base, & Gas Lift.

Work complete including all necessary fittings , mock up sample, loading, unloading, transportation, placing at all floors and for all leads, all accessories as described in item description. Work complete as per the detailed drawing and instruction of Architect/Client.

- 1. Material:**
- Chair shall be used as per approved make list and confirming to relevant IS codes and approved by Architect/Client.
 - All type of material shall be used as per approved make list and confirming to relevant IS codes and approved by Architect/Client.
- 2. Workmanship:**
- Work complete as per above specification.
 - Work complete including all types of tools, tackles, labour etc complete at any level and height.
 - The whole work is to be completed as per design; sample material & any other requirement shall be as per instruction of Architect/Client.
- 3. Measurements:**
- The rate shall be consolidated for all above items.
 - The rate shall include the cost of all materials, labour, scaffolding etc. to complete the whole work satisfactorily as per instruction of Architect/Client.
 - No extra payment will be given for any of the reasons.
 - Rate to be inclusive of all material, wastage, necessary tools tackles etc for fixing at all heights and for all floors.
 - The work done shall be measured in Numbers for area of work done. The rate shall be for a unit of one Numbers.

Item No: 165: Chair Type-7A (Training room Chair) :Model equivalent make -to Dx06 (c) Amardeep as per approved sample list. Work complete including all necessary fittings , mock up sample, loading, unloading, transportation, placing at all floors and for all leads, all accessories as described in item description. Work complete as per the detailed drawing and instruction of Architect/Client.

1. Material:

- Chair shall be used as per approved make list and confirming to relevant IS codes and approved by Architect/Client.
- All type of material shall be used as per approved make list and confirming to relevant IS codes and approved by Architect/Client.

2. Workmanship:

- Work complete as per above specification.
- Work complete including all types of tools, tackles, labour etc complete at any level and height.
- The whole work is to be completed as per design; sample material & any other requirement shall be as per instruction of Architect/Client.

3. Measurements:

- The rate shall be consolidated for all above items.
- The rate shall include the cost of all materials, labour, scaffolding etc. to complete the whole work satisfactorily as per instruction of Architect/Client.
- No extra payment will be given for any of the reasons.
- Rate to be inclusive of all material, wastage, necessary tools tackles etc for fixing at all heights and for all floors.
- The work done shall be measured in Numbers for area of work done. The rate shall be for a unit of one Numbers.

Item No: 167: Wooden benches (3 seater) at passage area. size: 1500mmx 450mmx 450mm : Providing, making, and placing in position with all necessary accessories. Seat, Back & Base: wooden/ply 25 mm thick with Polish finish and 40 density PU foam with fabric finish as per selection of architect. All wooden surfaces are to finished with PU polish. Work complete including all type of material, fittings, fixtures, Finish, loading, unloading, transportation, all leads, accessories, sample mockup, all floor, all levels, all heights, etc complete as per drawings, specifications & instruction of Client/EIC. seating made from 40 density PU foam with fabric finish as per selection of architect.

1. Material:

- Bench shall be used as per approved make list and confirming to relevant IS codes and approved by Architect/Client.
- 40 density PU foam with fabric finish
- All type of material shall be used as per approved make list and confirming to relevant IS codes and approved by Architect/Client.

2. Workmanship:

- Work complete as per above specification.
- Work complete including all types of tools, tackles, labour etc complete at any level and height.

- The whole work is to be completed as per design; sample material & any other requirement shall be as per instruction of Architect/Client.

3. Measurements:

- The rate shall be consolidated for all above items.
- The rate shall include the cost of all materials, labour, scaffolding etc. to complete the whole work satisfactorily as per instruction of Architect/Client.
- No extra payment will be given for any of the reasons.
- Rate to be inclusive of all material, wastage, necessary tools tackles etc for fixing at all heights and for all floors.
- The work done shall be measured in Numbers for area of work done. The rate shall be for a unit of one Numbers.

Item No: 166: Art work: Providing and fixing in position commissioned art works inside the building on the wall or ceiling and extension of the same till floor/ceiling. The composition of the commissioned art work shall be from any type of wood, metal like copper, brass, SS, MS, fabric, acrylics, rubber, plastic, tough boards, cementitious boards, fibers, gypsum, POP etc. all. The form of material may also vary based on material properties like sheets, wires, blocks, inclusion of cutouts, bending of the materials, profile cutting and shaping of the materials, manufacturing at site as well as at site, covering the prepared material by means of the bubble sheets, jute bags or in wooden packing materials. The commissioned art work may require any shade, finish and texture of duco painting, specialty painting, PU painting, general painting to paintable surfaces, galvanizing, powder coating, anodizing etc. The base surface where the commissioned art work is to be installed also needs some modification to enhance the effect of art works. The use of material like fiber glass wool/ boards, filler fabric, mounting material may also be essential based on the design of the art work by artist. The rate shall be inclusive of any type of lighting features to be added into it includes LED lights, neon lights including its supporting and suitable wiring for the same within the art works. Only one electrical control point connection will be given as close to art works. The rate shall be inclusive of making necessary provisions within the commissioned art works of fixing of the same. The provisions of the fixing of the art work may be in parts but it shall be inclusive of the all arrangements like LN key, studs, anchors, nuts and bolts etc. all. The concept of the art work will be generated by architect and interior designer and based on that offers from the artists to be invited for design and execution of the artwork. The selection of the artist is to be done by architect and interior designer only. Main contractor is bound to follow the methodology suggested by architect and interior designer to be followed for development of commissioned art work. The overall outline area covered by art work is to be considered for the measurement instead of actual area of art work. Deductions of the internal cutouts, spaces in between of the art work shall not be made. Since there is huge variance in types of the commissioned art works, the same is to be completed in all respect inclusive of the materials and methodology is stated above and may not be. For any additional materials, process, methodology no extra payments shall be made. The quotations of the artist shall be got approved in advance including area of the proposed art works. Total payment of the artwork will be done as per basic rate and difference between actual cost per sqm and basic rate per sqm will be added or deducted without any consideration of the, overhead and profit over the difference. It is the responsibility of the main contractor to provide scaffolding, power, water, facilitating the areas required for developments and storage of the art work etc. The protection and cleaning of the pre and post installation of the art work is the responsibility of the main contractor.

1. Material:

- All type of material shall be used as per approved make list and confirming to relevant IS codes and approved by Architect/Client.

2. Workmanship:

- Work complete as per above specification.
- Work complete including all types of tools, tackles, labour etc complete at any level and height.
- The whole work is to be completed as per design; sample material & any other requirement shall be as per instruction of Architect/Client.

3. Measurements:

- The rate shall be consolidated for all above items.
- The rate shall include the cost of all materials, labour, scaffolding etc. to complete the whole work satisfactorily as per instruction of Architect/Client.
- No extra payment will be given for any of the reasons.
- Rate to be inclusive of all material, wastage, necessary tools tackles etc for fixing at all heights and for all floors.
- The work done shall be measured in Square Meter for area of work done. The rate shall be for a unit of one Square Meter. Clear elevation area shall be measured and paid.

Item No: 168: Signage's: Providing and fixing signage's comprising form SS plate with Vinyl film letter, HDF finish as per instruction of Architect/EIC. Contractor shall submit mock up sample.

1. Material:

- Signage's shall be used as per approved make and sample by Architect/EIC.
- All type of material shall be used as per approved make list and confirming to relevant IS codes and approved by Architect/EIC.

2. Workmanship:

- Work complete as per above manufacturer's specification.
- Work complete including all types of tools, tackles, labour etc complete at any level and height.
- The whole work is to be completed as per design; sample material & any other requirement shall be as per instruction of Architect/EIC.

3. Measurements:

- The rate shall be consolidated for all above items.
- The rate shall include the cost of all materials, labour, scaffolding etc. to complete the whole work satisfactorily as per instruction of EIC/Architect.
- No extra payment will be given for any of the reasons.
- The work done shall be measured in Square meter for area of work done. The rate shall be for a unit of one Square meter.

Item No: 169: Emergency Signages : Providing and fixing emergency signages of size 300mm x 100mm comprising form 1.5mm thick photoluminescent tap on 3mm thick acrylic sheet as per instruction of Archiect/EIC. Contractor shall submit mock up sample.

1. Material:

- Signage's shall be used as per approved make and sample by Architect/EIC.
- All type of material shall be used as per approved make list and confirming to relevant IS codes and approved by Architect/EIC.

2. Workmanship:

- Work complete as per above manufacturer's specification.
- Work complete including all types of tools, tackles, labour etc complete at any level and height.
- The whole work is to be completed as per design; sample material & any other requirement shall be as per instruction of Architect/EIC.

3. Measurements:

- The rate shall be consolidated for all above items.
- The rate shall include the cost of all materials, labour, scaffolding etc. to complete the whole work satisfactorily as per instruction of EIC/Architect.
- No extra payment will be given for any of the reasons.
- The work done shall be measured in Square meter for area of work done. The rate shall be for a unit of one Square meter.

Item No: 170: Logo Work : Providing and fixing standard Logo using virgin acrylic or other material like Colored HDF/cement sheet /SS plate with CNC work complete as per architect selection , letters as per detailed drawings and fixed with approved adhesive with necessary fittings and provision shall be made for conceal LED light as per detail drawing. (logo size will be aprox. Size - 600 mm dia)

1. Material:

- Logo shall be used as per approved make and sample by Architect/EIC.
- All type of material shall be used as per approved make list and confirming to relevant IS codes and approved by Architect/EIC.

2. Workmanship:

- Work complete as per above manufacturer's specification.
- Work complete including all types of tools, tackles, labour etc complete at any level and height.
- The whole work is to be completed as per design; sample material & any other requirement shall be as per instruction of Architect/EIC.

3. Measurements:

- The rate shall be consolidated for all above items.
- The rate shall include the cost of all materials, labour, scaffolding etc. to complete the whole work satisfactorily as per instruction of EIC/Architect.
- No extra payment will be given for any of the reasons.
- The work done shall be measured in Number for area of work done. The rate shall be for a unit of one Number.

Item No: 171: Supplying and fixing Brass Emblem With accessories as per requirement of Architects and Engineer in charge.

1. Material:

- Brass Emblem shall be used as per approved make and sample by Architect/EIC.
- All type of material shall be used as per approved make list and confirming to relevant IS codes and approved by Architect/EIC.

2. Workmanship:

- Work complete as per above manufacturer's specification.
- Work complete including all types of tools, tackles, labour etc complete at any level and height.
- The whole work is to be completed as per design; sample material & any other requirement shall be as per instruction of Architect/EIC.

3. Measurements:

- The rate shall be consolidated for all above items.
- The rate shall include the cost of all materials, labour, scaffolding etc. to complete the whole work satisfactorily as per instruction of EIC/Architect.
- No extra payment will be given for any of the reasons.

- The work done shall be measured in Number for area of work done. The rate shall be for a unit of one Number.

Item No: 172: Trap Door : 12.5mm thick Gypboard® Plain

Providing and fixing trap door as per approved sample of Ceiling panels comprise of a Aluminum Alloy 6063 T6 Extrusione (Powder coated) with MR gypsum Board . Each panel features a push-latch closing mechanism with door retaining safety cable & hook.Suspenders from ceiling to support the frame and trap door firmly along with necessary hilti fastner, cleats, screws, angles, packing, etc. complete work. Necessary cutting / providing openings in the ceiling for AC fixtures, grills, electrical fittings, or other utility services, hatch openings etc. shall be provided by the Contractor and cost of making such modifications shall be included in the price. 600 x 1200 mm

1. Material:

- Trap door shall be used as per approved make and sample by Architect/EIC.
- All type of material shall be used as per approved make list and confirming to relevant IS codes and approved by Architect/EIC.

2. Workmanship:

- Work complete as per above manufacturer's specification.
- Work complete including all types of tools, tackles, labour etc complete at any level and height.
- The whole work is to be completed as per design; sample material & any other requirement shall be as per instruction of Architect/EIC.

3. Measurements:

- The rate shall be consolidated for all above items.
- The rate shall include the cost of all materials, labour, scaffolding etc. to complete the whole work satisfactorily as per instruction of EIC/Architect.
- No extra payment will be given for any of the reasons.
- The work done shall be measured in Number for area of work done. The rate shall be for a unit of one Number.

Item No: 173: Carpet Flooring Work: Providing & laying carpet flooring as per approved make & Sample by Architect. Carpet fixed with SR 505 Pidilite or equivalent tile adhesive and underlay foam material. carpet should be laid as closure to each other.Contractor will take care for level matching with other area flooring. Scope includes labour, under lay material, disposal of debris, necessary cutting of tiles without damaging the edges,and at require area provide 304 ss finish end profile to protect and cleaning, etc. complete. All works are carried as per detail drawing / instruction of architect / EIC. Before laying carpet contractor shall prepare even surface as per required. equivalent Welspun Relay 2.0 Carpet tiles or basic rate of carpet is Rs. 220/Sqft

1. Materials:

- Carpet shall be used as per selection and sample approved by Architect/ EIC.
- Adhesive and underlay foam shall be used as per approved by Architect/ EIC.
- All type of material shall be used for flooring work as per approved make list and confirming to relevant IS codes and approved by Architect/ EIC.

2. Workmanship:

- Carpet shall be fixed with SR 505 Pidilite or equivalent tiles adhesive and underlay foam material as per suggestion of EIC/Architect.
- Carpet should be laid as closure to each other.
- Bidder will take care for level matching with other area flooring.
- Scope includes labour, under lay material, disposal of debris, necessary cutting of tiles without damaging the edges, and at require area provide 304 ss finish end profile to protect and cleaning, etc. complete.

- Before laying carpet Bidder shall prepare even surface up to 20 mm.
- The whole work is to be completed as per design; sample material & any other requirement shall be as per instruction of EIC/Architect.

3. Measurements:

- The rate shall be consolidated for all above items.
- The rate shall include the cost of all materials, finishing, labour, scaffolding, etc. to complete the whole work satisfactorily as per instruction of EIC/Architect.
- No extra payment will be given for any of the reasons.
- The rate shall be for a unit of one Square meter

Item No: 174: Texture paint: Wall painting two coats with Stucco of Asian or equivalent approved brand in any shades and colour as directed on wall surface to give an even shade including applying of a one coat of Penetrating primer or equivalent and two coats of paint, scaffolding to at any height with all labour and material thoroughly brushing the surface free from mortar droppings and other foreign matter and sand prepared smooth etc. complete. The substrate must be sound, clean, dry, free from dust, oil, grease and laitance etc. All traces of release agents must be removed. On chalky and dusty surfaces, all loose material must be removed by stiff bristle brushing. The primer / paint application is to be done with the rollers. rate shall be including, safety measures, crack filling and levelling as per manufacturers specification. Top coat should have. 1) Low VOC content. 2) Crack Bridging ability upto 2.6 mm. 3) 100% pure acrylic emulsion 4) Anti-Carbonation concrete protection 5) Very Low Flame spread 6) Superior Washability

1. Materials:

- Texture Paint shall be used as per sample approved by EIC/Architect.
- All type of material shall be used for work as per approved make list and confirming to relevant IS codes and approved by EIC/Architect.

2. Workmanship:

- **Scaffolding:** Wherever scaffolding is necessary it shall be erected in such a way that as far as possible on part of scaffolding shall rest against the surface to be colour washed. A properly secured strong and well tied suspended platform (Zoola) may be used for painting. Where ladders are used, pieces of old gunny bag shall be tied at top and bottom to prevent scratches to the floors and walls. For paint of ceilings proper stage scaffolding shall be erected where necessary.
- **Preparation of surface:** The substrate must be sound, clean, dry, free from dust, oil, grease and laitance etc. All traces of release agents must be removed. On chalky and dusty surfaces, all loose material must be removed by stiff bristle brushing. Rate shall be including crack filling and leveling as per manufacturer's specification.
- **Precautions:** Splashes on floors etc. shall be cleaned out without delay as they will be difficult to remove after hardening. Washing of surfaces treated with Paints shall not be done within 3 to 4 weeks of application.
- The whole work is to be completed as per design; sample material & any other requirement shall be as per instruction of EIC/Architect.
- Rate shall be including of base coat as per manufacturer's standards.

3. Measurements:

- The rate shall be consolidated for all above items.
- The rate shall include the cost of all materials, finishing, labour, scaffolding etc. to complete the whole work satisfactorily as per instruction of EIC/Architect.
- No extra payment will be given for any of the reasons.
- Rate to be inclusive of all material, wastage, necessary tools tackles etc for fixing at all heights and for all floors. Area shall be measured & paid in Square Meter.

Item No: 175: Metal Profile : Providing and fixing of 6 mm thick S.S. T Profile Copper or as per approved sample by Architect including necessary material , adhesive tools , tackles , fittings etc complete .Work complete including all type of tools, tackles, scaffolding ,mock sample, etc complete as per instruction of Architect/EIC.

1. Material:

- Metal Profile shall be used as per approved make and sample by Architect/Client.
- All type of material shall be used as per approved make list and confirming to relevant IS codes and approved by Architect/Client.

2. Workmanship:

- Work complete as per above specification.
- Work complete including all type of tools, tackles, scaffolding etc complete at any level and height
- The whole work is to be completed as per design; sample material & any other requirement shall be as per instruction of Architect/Client.

3. Measurements:

- The rate shall be consolidated for all above items.
- The rate shall include the cost of all materials, labour, scaffolding etc. to complete the whole work satisfactorily as per instruction of Architect/Client.
- No extra payment will be given for any of the reasons.
- Rate to be inclusive of all material, wastage, necessary tools tackles etc for fixing at all heights and for all floors.
- The work done shall be measured in Running Meter for area of work done. The rate shall be for a unit of one Running meter.

Item No: 176: Server Rack Console : Providing & fixing server rack Console complete as per drawing/Ref Image. made from up of 19 mm thick BWR grade ply & finished of 4 mm thick veneer of approved shade with monocoat polish as per drawing. Rate shall be inclusive of providing, fixing all necessary brass satin finish nickel plated/ S.S 304 grade (hardware from Hettich like Auto Hinges, handle, Rod locks, Multipurpose lock, Rate shall be inclusive of internal shelves of 19mm thick IS 303 BWR ply and laminate , PVC edge beading . All external & internal exposed woodwork to be finished in PU semi gloss paint finish polish as per specified items manufacturer's specifications. Basic rate of veneer 120/- Sft.

1. Material:

- All type of material shall be used as per approved make list and confirming to relevant IS codes and approved by Architect/EIC.

2. Workmanship:

- Work complete as per above manufacturer's specification.
- Work complete including all types of tools, tackles, labour etc complete at any level and height.
- The whole work is to be completed as per design; sample material & any other requirement shall be as per instruction of Architect/EIC.

3. Measurements:

- The rate shall be consolidated for all above items.
- The rate shall include the cost of all materials, labour, scaffolding etc. to complete the whole work satisfactorily as per instruction of EIC/Architect.
- No extra payment will be given for any of the reasons.

- The work done shall be measured in Square meter for area of work done. The rate shall be for a unit of one Square meter.

Item No: 177: Custmised wall painting

Canvas painting with frame work :Providing making painting/polishing and Fixing in position of wooden frames having profile as per drawing and sizes as specified for paintings with card board mounting /canvas frames including backing of required thickness of hardboard / ply board(IS 303 BWR) backing. Frame shall be hanged on the wall using key hole chaplas fixed at the back part of the frame at all heights, all floors and all levels. The rates shall be inclusive of all material, labour, wastage, antitermite treatment, polishing all tools tackles etc complete. Sample of the frame shall be got approved by Architect prior to manufacturing on large scale. D) Wooden Frames for Canvas Work as per drawings: Frame Size - 75mm x20mm Wood Work - Burma Teak Wood Frame shall be finished with PU polish work. The art work shall be hanged on the wall using heavy duty approved key-hole chaplas

1. Material:

- All type of material shall be used as per approved make list and confirming to relevant IS codes and approved by Architect/EIC.

2. Workmanship:

- Work complete as per above manufacturer's specification.
- Work complete including all types of tools, tackles, labour etc complete at any level and height.
- The whole work is to be completed as per design; sample material & any other requirement shall be as per instruction of Architect/EIC.

3. Measurements:

- The rate shall be consolidated for all above items.
- The rate shall include the cost of all materials, labour, scaffolding etc. to complete the whole work satisfactorily as per instruction of EIC/Architect.
- No extra payment will be given for any of the reasons.
- The work done shall be measured in Square meter for area of work done. The rate shall be for a unit of one Square meter.

Item No: 178: Artifacts: Providing and supplying Artifacts as per selection. Glass/ Metal/ Fiber/ Ceramic

Basic rate of Artifacts is: Rs. 2500/ Nos.

Work complete including all necessary fittings, mock up sample, loading, unloading, transportation, placing at all floors and for all leads, all accessories as described in item description. Work complete as per the detailed drawing and instruction of Architect/Client.

1. Material:

- Artifacts shall be used as per approved make and sample by Architect/EIC.
- All type of material shall be used as per approved make list and confirming to relevant IS codes and approved by Architect/EIC.

2. Workmanship:

- Work complete as per above manufacturer's specification.
- Work complete including all types of tools, tackles, labour etc complete at any level and height.
- The whole work is to be completed as per design; sample material & any other requirement shall be as per instruction of Architect/EIC.

3. Measurements:

- The rate shall be consolidated for all above items.

- The rate shall include the cost of all materials, labour, scaffolding etc. to complete the whole work satisfactorily as per instruction of EIC/Architect.
- No extra payment will be given for any of the reasons.
- The work done shall be measured in Number for area of work done. The rate shall be for a unit of one Number.

Item No: 179: Artificial Planter/ indoor plant with SS finish pot as per approved sample. Work complete including all necessary fittings, mock up sample, loading, unloading, transportation, placing at all floors and for all leads, all accessories as described in item description. Work complete as per the detailed drawing and instruction of Architect/Client.

1. Material:

- Artifacts shall be used as per approved make and sample by Architect/EIC.
- All type of material shall be used as per approved make list and confirming to relevant IS codes and approved by Architect/EIC.

2. Workmanship:

- Work complete as per above manufacturer's specification.
- Work complete including all types of tools, tackles, labour etc complete at any level and height.
- The whole work is to be completed as per design; sample material & any other requirement shall be as per instruction of Architect/EIC.

3. Measurements:

- The rate shall be consolidated for all above items.
- The rate shall include the cost of all materials, labour, scaffolding etc. to complete the whole work satisfactorily as per instruction of EIC/Architect.
- No extra payment will be given for any of the reasons.
- The work done shall be measured in Number for area of work done. The rate shall be for a unit of one Number.

Item No: 180: Pot with Trolley 35 : Supply & installation of High quality rotomoulded plastic which is UV resistant, light weight yet strong and durable, frost resistance, unbreakable and easy to move , Matte finish is perfect for resisting scratches, dirt, and fingerprints. Unique bottom channel design with optional drainage holes and hidden groves/handles for easy lifting are available in this pot as per approved sample by Architect. Work complete including all type of material, fittings, fixtures, Finish, loading , unloading, transportation, all leads, accessories, sample mockup, all floor, all levels, all heights, etc complete as per detailed drawings, specifications & instruction of Client/EIC.

1. Material:

- Material shall be used as per approved make and sample by Architect/EIC.
- All type of material shall be used as per approved make list and confirming to relevant IS codes and approved by Architect/EIC.

2. Workmanship:

- Work complete as per above manufacturer's specification.
- Work complete including all types of tools, tackles, labour etc complete at any level and height.
- The whole work is to be completed as per design; sample material & any other requirement shall be as per instruction of Architect/EIC.

3. Measurements:

- The rate shall be consolidated for all above items.

- The rate shall include the cost of all materials, labour, scaffolding etc. to complete the whole work satisfactorily as per instruction of EIC/Architect.
- No extra payment will be given for any of the reasons.
- The work done shall be measured in Number for area of work done. The rate shall be for a unit of one Number.

Item No: 181: Pots Chatura 9' : Supply & Installation of Snack Plant Pots Chatura 9' Durable plastic planter made of high-grade plastic that can be reused for years and then recycled to avoid plastic pollution. as per approved sample plant by Architect. Work complete including all type of material, fittings, fixtures, Finish, loading , unloading, transporation, all leads, accessories, sample mockup, all floor, all levels, all heights, etc complete as per detailed drawings, specifications & instruction of Client/EIC.

1. Material:

- Material shall be used as per approved make and sample by Architect/EIC.
- All type of material shall be used as per approved make list and confirming to relevant IS codes and approved by Architect/EIC.

2. Workmanship:

- Work complete as per above manufacturer's specification.
- Work complete including all types of tools, tackles, labour etc complete at any level and height.
- The whole work is to be completed as per design; sample material & any other requirement shall be as per instruction of Architect/EIC.

3. Measurements:

- The rate shall be consolidated for all above items.
- The rate shall include the cost of all materials, labour, scaffolding etc. to complete the whole work satisfactorily as per instruction of EIC/Architect.
- No extra payment will be given for any of the reasons.
- The work done shall be measured in Number for area of work done. The rate shall be for a unit of one Number.

Item No: 182: Monstera plant : Supply & Installation of approved sample plant by Architect. Work complete including Potting mix , Expended Eca - 8 mm to 15 mm , all type of material, fittings, fixtures, Finish, loading , unloading, transporation, all leads, accessories, sample mockup, all floor, all levels, all heights, maintenance with 30 days or more till the shrubs forms a thick etc complete as per detailed drawings, specifications & instruction of Client/EIC.

1. Material:

- Material shall be used as per approved make and sample by Architect/EIC.
- All type of material shall be used as per approved make list and confirming to relevant IS codes and approved by Architect/EIC.

2. Workmanship:

- Work complete as per above manufacturer's specification.
- Work complete including all types of tools, tackles, labour etc complete at any level and height.
- The whole work is to be completed as per design; sample material & any other requirement shall be as per instruction of Architect/EIC.

3. Measurements:

- The rate shall be consolidated for all above items.
- The rate shall include the cost of all materials, labour, scaffolding etc. to complete the whole work satisfactorily as per instruction of EIC/Architect.

- No extra payment will be given for any of the reasons.
- The work done shall be measured in Number for area of work done. The rate shall be for a unit of one Number.

Item No: 183: Bird of paradise Plant : Supply & Installation of approved sample plant by Architect. Work complete including Potting mix , Expanded Eca - 8 mm to 15 mm , all type of material, fittings, fixtures, Finish, loading , unloading, transportation, all leads, accessories, sample mockup, all floor, all levels, all heights, maintenance with 30 days or more till the shrubs forms a thick etc etc complete as per detailed drawings, specifications & instruction of Client/EIC.

1. Material:

- Material shall be used as per approved make and sample by Architect/EIC.
- All type of material shall be used as per approved make list and confirming to relevant IS codes and approved by Architect/EIC.

2. Workmanship:

- Work complete as per above manufacturer's specification.
- Work complete including all types of tools, tackles, labour etc complete at any level and height.
- The whole work is to be completed as per design; sample material & any other requirement shall be as per instruction of Architect/EIC.

3. Measurements:

- The rate shall be consolidated for all above items.
- The rate shall include the cost of all materials, labour, scaffolding etc. to complete the whole work satisfactorily as per instruction of EIC/Architect.
- No extra payment will be given for any of the reasons.
- The work done shall be measured in Number for area of work done. The rate shall be for a unit of one Number.

Item No: 184: Snack plant : Supply & Installation of approved sample plant by Architect. Work complete including Potting mix , Expanded Eca - 8 mm to 15 mm , all type of material, fittings, fixtures, Finish, loading , unloading, transportation, all leads, accessories, sample mockup, all floor, all levels, all heights, maintenance with 30 days or more till the shrubs forms a thick etc etc complete as per detailed drawings, specifications & instruction of Client/EIC.

1. Material:

- Material shall be used as per approved make and sample by Architect/EIC.
- All type of material shall be used as per approved make list and confirming to relevant IS codes and approved by Architect/EIC.

2. Workmanship:

- Work complete as per above manufacturer's specification.
- Work complete including all types of tools, tackles, labour etc complete at any level and height.
- The whole work is to be completed as per design; sample material & any other requirement shall be as per instruction of Architect/EIC.

3. Measurements:

- The rate shall be consolidated for all above items.
- The rate shall include the cost of all materials, labour, scaffolding etc. to complete the whole work satisfactorily as per instruction of EIC/Architect.
- No extra payment will be given for any of the reasons.
- The work done shall be measured in Number for area of work done. The rate shall be for a unit of one Number.

Item No: 185: Corner Guard:

Providing and fixing 1.2mm thick & 14mm high Stainless Steel profile corner guard (304 grade) with powder coated of approved make list or as selected by Architect.

All joint sealed with approved sealant approved shade and colour in proper line as per detailed drawing/ instruction and approval by architect.

work complete including all type of fittings, fixtures etc shall be per approved make by Architect, bending, bidding, safety measures as per instruction of Client/ Architect etc complete as per detailed drawings and specifications. sample mock shall be approved from Architect/ Client.

1. Material:

- SS 304 grade corner guard shall be used as per approved make and sample by Architect/EIC.
- All type of material shall be used as per approved make list and confirming to relevant IS codes and approved by Architect/EIC.

2. Workmanship:

- Work complete as per above manufacturer's specification.
- Work complete including all types of tools, tackles, labour etc complete at any level and height.
- The whole work is to be completed as per design; sample material & any other requirement shall be as per instruction of Architect/EIC.

3. Measurements:

- The rate shall be consolidated for all above items.
- The rate shall include the cost of all materials, labour, scaffolding etc. to complete the whole work satisfactorily as per instruction of EIC/Architect.
- No extra payment will be given for any of the reasons.
- The work done shall be measured in Running meter for area of work done. The rate shall be for a unit of one Running meter.

Item No: 186 to 200: Compactor storage : Providing and fixing of mechanically moveable Compactor unit Kompres, Godrej, Haworth or equivalent make as per approved sample. With 4 level making 5 storage compartment vertically, using 12 bend shelves as per drawing Capacity 50 & 60Kgs. UDL /Compartment. Each Mobile Unit will have Mechanical arrangement Each Component of the System will be treated with rust preventve treatment and will be powder coated as per approved sample. Rate shall inclusive of mock up sample, all materials, floor rail , shutter , loading, unloading, transportation, placing at all floors and for all leads, all accessories as described in item description. Work complete as per the approved Shop drawing, mockup sample and instruction of Architect/Client.

- a) Double face Mechanical Unit : 2085 X 630 X 2130**
- b) Single face Mechanical Unit :2085 X 400 X 2130**
- c) Single face Fixed Unit : 2085 X 340 X 2130**
- d) Double face Mechanical Unit : 3620 X 630 X 2130**
- e) Single face Mechanical Unit : 3620 X 400 X 2130**
- f) Single face Fixed Unit : 3620 X 340 X 2130**
- g) Double face Mechanical Unit : 5900 X 630 X 2130**
- h) Single face Fixed Unit : 5900 X 340 X 2130**
- i) Shutter : 5 Nos**
- j) Double face Mechanical Unit : 2715 X 630 X 2130**
- k) Single face Fixed Unit : 2715 X 340 X 2130**
- l) Shutter: 3 Nos**
- m) Double face Mechanical Unit : 2085 X 630 X 2130**



- n) **Single face Fixed Unit : 2085 X 340 X 2130**
- o) **Shutter: 2 Nos**

1. Material:

- Compactor shall be used as per approved make and sample by Architect/EIC.
- All type of material shall be used as per approved make list and confirming to relevant IS codes and approved by Architect/EIC.

2. Workmanship:

- Work complete as per above manufacturer's specification.
- Work complete including all types of tools, tackles, labour etc complete at any level and height.
- The whole work is to be completed as per design; sample material & any other requirement shall be as per instruction of Architect/EIC.

3. Measurements:

- The rate shall be consolidated for all above items.
- The rate shall include the cost of all materials, labour, scaffolding etc. to complete the whole work satisfactorily as per instruction of EIC/Architect.
- No extra payment will be given for any of the reasons.
- The work done shall be measured in Number for area of work done. The rate shall be for a unit of one Number.

Item No: 201: Existing compactor remove & Reinstallation work (Removing of First floor B wing & Shifted first floor A wing) : Re – erection of the System in as it is condition. Testing & commissioning and handover. If any parts are missing or damaged the work will need to be completed at no extra payment

5500 X 650 X 2000 mm - Double Face Mechanical Unit - 15 Nos ,

5500 X 320 X 2000 mm -Single Face Fixed Unit :01 Nos.,

SHUTTER - 05 Nos


Work complete including all type of material, fittings, fixtures, Finish, loading , unloading, transportation, all leads, accessories, sample mockup, all floor, all levels, all heights, necessary frame work, equipment etc complete as per detailed drawings, specifications & instruction of Client/EIC.

1. Workmanship:

- Work complete as per above manufacturer's specification.
- Work complete including all types of tools, tackles, labour etc complete at any level and height.
- The whole work is to be completed as per design; sample material & any other requirement shall be as per instruction of Architect/EIC.

2. Measurements:

- The rate shall be consolidated for all above items.
- The rate shall include the cost of all materials, labour, scaffolding etc. to complete the whole work satisfactorily as per instruction of EIC/Architect.
- No extra payment will be given for any of the reasons.
- The work done shall be measured in one job for area of work done. The rate shall be for a unit of one Job.



TECHNICAL SPECIFICATIONS FOR ELECTRICAL WORKS

SR.NO	PARTICULARS
1	General Instructions for Electrical Works
2	Technical Specification for HT Cable.
3	Technical Specification for LT Panels.
4	Technical Specification for APFCR Panels.
5	Technical Specification for LDBs & PDBs.
6	Technical Specification for LT Cables & Cable Tray.
7	Technical Specification for Internal Wiring.
8	Technical Specification for Lighting Fixtures
9	Technical Specification for Earthing System.
10	Technical Specification for Lightning Protection system.

1 GENERAL INSTRUCTIONS FOR ELECTRICAL WORKS

1) PREAMBLE :

The scope of this section is to describe materials and systems for electrical installation works which form together with the project documents, a complete volume of work and quality description.

All electrical installations shall be of high quality, safe, complete and fully operational including all necessary items and accessories whether or not specified in details. All electrical works shall be completed in accordance with the regulations and standards as per the statutory requirement to the satisfaction of the Employer. The general provisions, special provisions and general requirements apply to all items of this specification.

The work shall be carried out simultaneously with building work, civil work, etc. and shall be continued till it is completed satisfactorily along with the completion of essential portions of the building works.

During the progress of work, completed portion of the building may be occupied and be put to use by Employer but the contractor will remain fully responsible for the maintenance of electrical installations till the entire work covered by this contract is satisfactorily completed by him and handed over to Employer.

It is the intention of the specification and drawings to call for finished work, tested and ready for operation. Whenever the words "Supply" or "Provide" are used, it shall mean delivery of material as specified in an assembled manner, ready for installation. Any apparatus, material or work not shown on drawings but mentioned in the specification or vice versa, or any incidental accessories necessary to make the work complete and perfect in all respects and ready for operation, even if not particularly specified, shall be furnished, delivered and installed by the contractor without additional expenses to Employer. Minor details not usually shown or specified, but necessary for the proper installation and operation, shall be included in the work and in the contract.

Electrical contractor shall be licensed Contractor registered with R&B Department of Gujarat and shall have completion certificate of three similar project Electrical jobs completed of same cost in last 3 years.

2) INTERPRETATION OF PROJECT DOCUMENTS :

The Specification, Drawings and Bill of quantity shall be interpreted in accordance with good installation practice defined in the appropriate regulations and standards whether specifically referred to or not. If there are any discrepancies or shortfall in the application of the regulations to any aspect of this contract or the contractor considers there is anything detrimental to the standards or inconsistent with his obligations and guarantees, Employer shall be informed prior to signing the contract and thereafter inform the contractor in writing the course to be followed. Where the drawings are to a small scale or are expressed in symbolic terms or are in the form of a diagram, then exact location of items shall not be inferred and in all cases, the work shall be fully integrated with the work of other traders and with the fabric of the building. The contractor shall appraise the duties of all plants and equipments taking account of any additions or variations and shall inform the Employer of any matters which may affect the design. In all cases the equipment installed shall be of appropriate rating for the duty it performs.

The Specifications and bill of quantity shall be considered as part of this contract and any work or



ALTERATION, MODIFICATION, INTERIOR FURNITURE, ELECTRICAL, FIREFIGHTING, HVAC AND OTHER REFURBISHMENT WORKS AT FIRST FLOOR OF CORPORATE OFFICE BUILDING OF GMDC, VASTRAPUR, AHMEDABAD, GUJARAT.

material shown on BOQ and not called for in the specification or vice versa, shall be executed as if specifically called for in both. The drawings indicate the extent and general arrangement of the Transformer, L.T. panel, H.T. & L.T. cable route layout etc. and are essentially diagrammatic.

The work shall be installed as indicated on the drawings, however, any minor changes found essential to co-ordinate the installations of this work with other services shall be made without any additional cost to the Employer. The drawings are for the guidance of the contractor, exact locations, distances and levels will be governed by the building. The contractor shall examine all structural and electrical drawings before starting the work, and report to Employer or its representative, any discrepancies, which in his opinion appear on them, and get them clarified.

If any discrepancy is noticed between General Conditions of Contract, specification, Bill of quantity and Drawings, the most stringent of the above shall apply. Bill of quantities, for electrical items, shall be read in conjunction with respective specification. However, in case of conflict between bill of quantities and the specification, former shall govern.


3) SYSTEM PARTICULARS :

LV	:	433 V, 3 Phase, 4 wire, 50 Hz.
Neutral earthing	:	Solid

4) ABBREVIATIONS :

The following abbreviations have been used in the accompanying specifications, drawings and bill of quantity.

IS	:	Indian Standard
BS	:	British Standard
HRC	:	High Rupturing Capacity
GI	:	Galvanised Iron
CU	:	Copper
MS	:	Mild Steel
MV	:	Medium Voltage
LV	:	Low Voltage
PVC	:	Polyvinyl Chloride
AMP:		Amperes
V	:	Volts
KV	:	Kilo Volts



ALTERATION, MODIFICATION, INTERIOR FURNITURE, ELECTRICAL, FIREFIGHTING, HVAC AND OTHER REFURBISHMENT WORKS AT FIRST FLOOR OF CORPORATE OFFICE BUILDING OF GMDC, VASTRAPUR, AHMEDABAD, GUJARAT.

HV	:	High Voltage
KW	:	Kilo Watt
KVA	:	Kilo Volt Ampere
PF	:	Power Factor
Hz	:	Frequency
KWH	:	Kilo Watt Hour
XLPE:		Cross Linked Polyethelene
ACB	:	Air Circuit Breaker
LED	:	Light Emitting Diode
PLC	:	Programmable Logic Controller
UPS	:	Uninterrupted Power Supply
DP	:	Double Pole
IEE	:	Institute of Electrical Engineers, London
MCB:		Miniature Circuit Breaker
TPN	:	Triple Pole and Neutral
SP	:	Single Pole
MCCB	:	Moulded Case Circuit Breaker
VCB	:	Vacuum Circuit Breaker
CT	:	Current Transformer
DB	:	Distribution Board
DG	:	Diesel Generator
BOQ	:	Bill of quantity
SITC :		Supply, Installation, Testing and Commissioning
L.O.I.	:	Letter of Intent / Acceptance letter
ELV	:	Extra Low Voltage System
MP	:	Mega Pixels



CCTV	:	Close Circuit Television
PA	:	Public Address System
FACP	:	Fire Alarm Control Panel
NVR	:	Network Video Recorder
NVMS	:	Network Video Monitoring Software


5) REGULATIONS AND STANDARDS :

The installation shall conform in all respects to Indian Standard Code of Practice for Electrical Wiring Installation IS : 732-1983 and IS : 2214 – 1983 (Silver Nitrate Pure and analytical reagent). It shall also be in conformity with the current Indian Electricity, Rules, Indian Electricity Act, National Electrical Code and Regulations of the Local Electrical Supply Authority in so far as these become applicable to the installation. Wherever this specification calls for a higher standard of material and/or workmanship than those required by any of the above regulations then this specification shall take precedence over the said regulations and standard. In general, the materials equipment and workmanship not covered by the above shall conform to the relevant Indian Standards.

The electrical installation work shall follow Codes, Indian Standard specifications and rules (Within the best meaning of the same) under this contract.

The following list is given for general guidance only in addition to list given in each individual section, however all other latest editions of Codes, Indian Standard specifications and Rules shall also be followed when it is required.

IS : 8623	Low voltage switchgear & control gear assemblies
IS : 10118	Code of Practice for selection, installation and maintenance of switchgear and control gear
IS : 4237	General requirement for switch gear and control gear for voltage not exceeding 1000 Volt A.C. or 1200 Volt D.C.
IS : 13947	Low voltage switchgear and control gear
IS : 9224	Low voltage fuses
IS : 8828	Circuit breakers for out protection for household and similar installations
IS : 12640	Earth leakage circuit breaker
IS : 1248	Direct acting indicating analog electrical measuring instruments
IS : 2705	Current transformers



ALTERATION, MODIFICATION, INTERIOR FURNITURE, ELECTRICAL, FIREFIGHTING, HVAC AND OTHER REFURBISHMENT WORKS AT FIRST FLOOR OF CORPORATE OFFICE BUILDING OF GMDC, VASTRAPUR, AHMEDABAD, GUJARAT.

IS : 4201	Application guide for voltage transformers
IS : 6875	Control switches for voltage upto and indicating 1000 V A.C. and 1200 V D.C.
IS : 5578	Guide for marking of insulated conductors
IS : 11353	Guide for uniform system of marking and identification of conductors and apparatus transmission
IS : 8197	Terminal markings for electrical measuring instruments and their accessories
IS : 694	Specifications for PVC insulated cables for working voltage upto and including 1100 volts
IS : 2551	Danger notice plates
IS : 3043	Code of practice for earthing
IS : 5216	Guide for safety procedures and practices in electrical work
IS : 1646	Code of practice for fire safety of building : Electrical Installation.
NFC17-102	Code of practice for Lightning Arrestor : Electrical Installation

Indian Electricity Act as amended up to date

Indian Electricity Rules as amended up to date

Rules and Regulations of Bombay Regional Council of Fire Insurance & Association of India for Electrical wiring.

6) FEES, PERMITS AND TESTS :

The Contractors shall pay for any and all fees and obtain permits required for the installation work. On completion of the work, the contractor shall obtain and deliver to the Employer, certificates of final inspection and approval by the local electric supply authority and the Electrical Inspector.

7) ACTUAL ROUTE OF CABLE :

The location of the cables, panel boards etc. is only indicative, therefore, the actual route of cables and the location of panel boards may differ from the plans according to the details of the building construction and the conditions of executions of the installations.

The contractor shall supply and install at his expense all secondary materials and special fittings found necessary to overcome the interference and to supply the modifications on the route of cables and conduits that are found necessary during the work, to the complete satisfaction of the Employer's representative.



8) MATERIAL AND EQUIPMENT :

All material and equipment shall conform to the relevant standards and shall be new, good quality, of the approved make and design. The materials and equipment shall conform to relevant Indian Standards. The Contractor shall be responsible for the safe custody of all materials and shall insure them against theft, damage by fire, earthquake etc. A list of items of materials and equipment, together with sample of each shall be submitted to the Employer within 10 days of the award of the contract. Any item which is proposed as a substitute, shall be accompanied by all technical details giving sizes, particular of materials and the manufacturer's name and shall be submitted along with the tender or bid offer. At the time of the submission of proposed substitute the Contractor shall state the credit, if any due to the Employer. In the event the substitution is approved, all changes and substitutions shall be requested in writing and approvals obtained in writing from Employer. Employer's decision in the matter shall be final.

All materials of the same kind of service shall be identical and made by the same manufacturers. Any deviation to this rule shall be approved by the Consultant. Top priority shall be given to the products that have a permanent agent providing spare parts and maintenance facilities in the same city where the project is situated.

The makes of electrical equipments, components, accessories etc. have been mentioned in Tender document. However, Client / Electrical Consultant reserves the right to select from the specified make. Contractor shall clearly indicate in the bid document, the make they have considered. No extra claim shall be applicable if client / consultant suggests from the alternative make specified in the tender document.

9) MANUFACTURERS :

Where manufacturers have furnished specific instructions relating to the materials used in this job, covering points not specifically mentioned in these documents, these instructions shall be followed in all cases.

Where manufacturer's names and/or catalogue numbers are given, this is an indication of the quality, standards and performance required.

When interfacing occurs, equipment shall be mutually compatible in all respects.

10) RATING :

Rating of all items shall be appropriate for the conditions on the particular site on which the items will be used. All the equipment shall be fit for continuous work under the worst conditions of site and shall be rated for the following ambient condition.

- Outdoor temperature 50 deg.c.
- Temperature under shed 45 deg.c.
- Salty, dusty and humid
- Coastal area

11) INSPECTION AND TESTING :

Employer's representative reserves the right to request inspection and testing at manufacturer's

works at all reasonable times for this contract. Tests on site of completed works shall demonstrate, among other things :

1. That the equipment installed complies with specification in all particulars and is of the correct rating for the duty and site conditions.
2. That all items operate efficiently and quietly to meet the specified requirements.
3. That all circuits are correctly fused and protected and that protective devices are properly co-ordinated.
4. That all non current carrying metal work is properly and safely grounded in accordance with the specifications.
5. The contractor shall provide all necessary instruments and labour for testing, shall make adequate records of test procedures and readings, shall repeat any tests requested by the Employer and shall provide test certificates signed by a properly authorised person. Such test certificates shall cover all works.
6. If tests fail to demonstrate the satisfactory nature of the installation or any part thereof then no claims for the extra cost of modifications, replacements or re-testing will be considered. Employer's decision as to what constitutes a satisfactory test shall be final.
7. The above general requirements as to testing shall be read in conjunction with any particular requirements specified elsewhere.

12) TEST CERTIFICATES :

The contractor shall submit test certificates for all the electrical material / system installed. These shall be issued by a government recognized inspection office certifying that all equipment, materials, construction and functions are in agreement with the requirements of these specifications, ISI and when ISI is not applicable other approved certifying agencies.

13) INSTRUCTION MANUAL :

The contractor shall prepare and produce instruction, operation and maintenance manuals in English for the use, operation and maintenance of the supplied equipment and installations, and submit 3 sets to Employer, at the time of handing over.

14) SAMPLES AND CATALOGUES :

Before ordering the material necessary for these installations, the contractor shall submit to Employer for approval, a sample of every kind of material such as cables, conductors, conduits, switches, socket outlets, circuit breakers, lighting fixtures, boxes etc. along with the catalogues.

For big items such as switchboards, the submission of catalogues shall be enough. Prior to ordering any electrical equipment / material / system, the contractor shall submit to Employer, the catalogues, alongwith the samples, atleast from three different manufacturers. After the selection of manufacturer by Employer, the contractor shall arrange inspection and testing at the manufacturer's factory or assembly shop for final approval. No material shall be procured prior to the approval of the Electrical consultant & Data sheets shall be signed and stamped by consultant

and one copy to be submitted to Client.

15) VENDOR AND SHOP DRAWINGS :

The contractor shall prepare and submit to Employer, for his approval, two sets of vendor detailed drawings of all distribution boards, switch boards, outlet boxes, special pull boxes and other likewise material, equipment to be fabricated by the contractor, or other vendor within 15 days of signing of the contract.

Before starting the work, the contractor shall submit to Employer for his approval in the prescribed manner, the shop / execution drawings for the entire installation, specially the main connections and junctions, the route of conduits and cables, no. and size of wires drawn through the conduits, location of all the outlet points, and switch boards and distribution boards and any other information required by Employer. Employer reserves the right to alter or modify these drawings if they are found to be insufficient or not complying with the established technical standards or if they do not offer the most satisfactory performance or accessibility for maintenance.

16) AS BUILT DRAWINGS :

At the completion of work and before issuance of certificate of virtual completion the contractor shall submit to Employer, three sets of layout drawing drawn at appropriate scale indicating the complete wiring system "as installed". These drawings must provide (in plan, folded elevation and section)

- a. Location and details of distribution boards, main switches, switchgear and other particulars.
- b. Location of all earthing stations, route and size of all earthing conductors, manholes etc.
- c. Route and particulars of all cables.
- d. Lighting layout plans with conduit routing layout/cable tray for all the floors along with circuit distribution details.
- e. External Area Lighting Plan

17) GUARANTEE :

At the close of the work and before issuance of final certificate of virtual completion by Employer, the contractor shall furnish written guarantee indemnifying Employer against defective materials and workmanship for a period of one year after completion. The contractor shall hold himself fully responsible for reinstallation or replacement, free of cost to Employer, the following :

- a. Any defective work or material supplied by the contractor.
- b. Any material or equipment supplied by Employer, which is damaged or destroyed as a result of defective workmanship by the contractor.
- c. Any material or equipment damaged or destroyed as a result of defective workmanship by the contractor.

18) SPECIAL NOTES FOR BIDDER :

- a. The contractor should co-operate & coordinate for LT connections to LT panel board of various blocks, so that day to day work should not suffer.
- b. It is in the scope of Contractor to preparing necessary drawing submitting to authorities (i.e. Local supply co., pollution control board, Electrical Inspector, etc), getting their approval / sanction and final certificate to energize the sub-station equipment's. Filling the necessary application to supply co. following up and getting the supply filling the necessary test report to the supply co. inclusive. All official / statutory fees shall be paid by clients & all other required expenses shall be on the contractors account; no extra payment shall be paid to contractor for said job.
- c. LT Panels shall be approved on site by Engineer in Charge & Electrical Consultant.
- d. Contractor shall submit Shop drawings for approval to Electrical consultant based on tender drawings before execution which shall not be on chargeable basis.
- e. The MCB and MCB DBs must be of same make.
- f. Make of components required to be used by contractor to complete the installation, if not mentioned anywhere, shall be required to GOT IT APPROVED by Client/Architect/Consultant before installation in writing manner.
- g. Within a week of work order, the contractor shall submit the sample of each item / component of above mentioned approved make for the approval of the Client/Architect/Consultant.

2 TECHNICAL SPECIFICATION FOR HT CABLE

1) SCOPE

1. The scope shall cover supplying, laying, testing and commissioning of 3 core H.T cables which shall be capable of operating at a sustained conductor temperature of 90°C and suitable for a maximum conductor short-circuit temperature of 250°C.
2. This specification gives the general requirement of cables. However, it is the responsibility of the vendor to take the joint measurement and obtain client's approval before the placement of orders to the main supplier / manufacturer. Cut lengths will not be accepted.

2) REFERENCE CODES & STANDARDS:

- | | |
|-----------------------|---|
| 1.1. IS : 8130 – 1984 | Conductors of Insulated Cables. |
| 1.2. IEC : 228 - | Conductors of Insulated Cables. |
| 1.3. IS : 10810 - | Methods of various tests on cables and their accessories |
| 1.4. IEC : 502 - | Extruded solid dielectric-insulated power cables for rated voltage from 1 KV up to 30 KV. |



- 1.5. IEC : 287 - Calculations of continuous current rating of cables (100% load factor).
- 1.6. IS : 7098 (Part II) - Cross-linked polyethylene insulated PVC sheathed cable for Voltage from 1.3 KV up to 33 KV.
- 1.7. IS : 5831 - 1984 PVC insulation & sheath of electrical cables.

3) OPERATING CONDITIONS

Electric system

- System Voltage : 11 KV/1.6 KV
- Frequency : 50 Hz.

Environment

- Ground temperature : 40°C.
- Ambient air temperature : 50°C.
- Solar gain : 1100 w/m²
- Earth resistivity : [The bidder shall confirm the Earth Resistivity Test]
- Atmospheric conditions : Humid, salty and dusty

CONSTRUCTION

4) CONDUCTORS

1. The conductor shall be of circular stranded Aluminium to IS : 8130 & IEC : 228. It shall be clean, reasonably uniform in size & shape smooth & free from harmful defects. Any other form of conductor may also be accepted if in line with modern trends.

5) CONDUCTOR SCREEN

1. The conductor screen shall consist of an extruded layer of thermosetting semi-conducting compound which shall be extruded simultaneously with the core insulation.

6) INSULATION

1. The insulation shall be super clean XLPE compound applied by extrusion and vulcanized to form a compact homogenous body.

7) INSULATION SCREEN

1. Each insulation have an insulation screen in two parts consisting of :
2. Non-metallic semi-conducting compound tape part and a metallic screen part.



3. The non-metallic part shall be directly applied upon the insulation of each core and may consist of an extruded semi-conducting material extruded simultaneously with the conductor screen and insulation (triple extrusion).
4. The semi-conductor shall be readily strippable and must not be bonded in such a manner that it has to be shaved or scraped to remove.
5. The metallic part shall consist of a copper tape helical applied with a 10% overlap. A binder tape of copper shall be applied over the copper wire metallic screen.

8) LAYING UP

1. The cores shall be identified on the non-metallic part of the insulation screen by legible printing on the length of each conductor or, by the inclusion of a marker tape.
2. The cores shall be laid up with a right hand direction of lay.
3. No cables shall be directly buried in the ground. They shall be laid in trenches, trays, racks or in conduits or pipes. The cables of different voltage grade shall be laid in different trays. 2 mtr loop to be provided on both the sides.

Binder tape / Moisture barrier:

4. During lay up, a suitable open spiral binder may be applied, at the manufacturer's discretion, before the application of an extruded inner covering.

9) FILLERS

1. Fillers shall be PVC.

10) INNER COVERING / SHEATH

1. The inner covering shall be extruded over the laid up cores to form compact and circular bedding for the metallic layer.

11) METALLIC LAYER

1. The metallic layer shall be galvanized steel wire.

12) OUTER SHEATH

1. The tough outer sheath, black coloured best resisting PVC polyethylene compound type ST-2 as per IS : 5831 for the operating temperature of the cable shall be provided over the armour as specified in relevant standards by extrusion process.

13) CABLE MARKING

Embossing on outer sheath:

1. The PVC outer sheath shall be legibly embossed with the legend: "ELECTRIC CABLE 11000 VOLT "etc.
2. The letter and figures shall be raised and shall consist of upright block characters. The maximum size of the characters shall be 13 mm. And the minimum size 15% of the cable circumference or 3 mm. whichever be the greater. The gap between the end of one set of embossed characters as above and the beginning of the next shall not exceed 150 mm.

Identification of Manufacturer and year of manufacture:

3. An identification of the manufacturer, the year of manufacturing, cable size shall be embossed at regular intervals on the PVC outer sheath. This shall not affect the spacing between repetitions of the legend as given above.

14) SEALING AND DRUMMING

1. After tests at the manufacturers works, both ends of the cable shall be sealed to prevent the ingress of moisture during transportation and storage.
2. Cable shall be supplied in lengths of 500 mtrs. or as required in non-returnable drums of sufficiently sturdy construction.
3. The spindle hole shall be 110 mm. minimum diameter.
4. Each drum shall bear on the outside flange, legibly and indelibly in the English language, a distinguishing number, the manufacturer's name and particulars of the cable viz. voltage, length, conductor size, cable type, insulation type and gross weight shall also be clearly visible. The direction for rolling shall be indicated by an arrow.

15) TESTING

1. Type tests and Routine tests shall be carried out in accordance with the relevant IEC standards / IS. The copies of routine test results shall be submitted along with each drum length or part thereof.

16) TRANSPORTATION & DELIVERY

1. The cable shall be supplied in the actual length as per joint measurement at site.
2. The cable shall be dispatched at client's store or at site as per detailed instructions given by Client at later stage.
3. The cables shall be loaded from the main vendor's store, transported, unloaded at Client's stores and properly stocked as per instruction of client's local representative.

TECHNICAL DATA SHEET FOR H. T. XLPE CABLE :

Sr. No.	Particulars	Description
1.0	ENVIRONMENT DETAILS	
1.1	Ambient Temp In Degree Celsius	50 Degree Celsius
1.2	Ground Temp In Degree Celsius	35 Degree Celsius
1.3	Relative Humidity	90 % At 35 Degree Celsius
1.4	Altitude	< 1000 Meter Above MSL
1.5	Atmosphere	Non Corrosive, Humid and Dusty
1.0	SYSTEM DETAILS	
1.1	System Voltage	AS PER TENDER
1.2	System Frequency	AS PER TENDER
1.3	Grounding	AS PER TENDER
1.4	Fault Level	AS PER TENDER AS PER TENDER
1.0	CABLE	
1.1	No. of Cores	3 (Three)
1.2	CABLE CONDUCTOR	
1.1.1	Size Of Conductor	As per BOM
1.1.2	Material	High Purity Aluminium
1.1.3	Construction	Stranded
1.1.4	Shape	Compacted Circular
1.1.5	Confirming To	Is-8130
1.3	Conductor Screen	Extruded Semi-conducting Material
1.4	CONDUCTOR INSULATION	
1.4.1	Material	High Purity Void And Moisture Free Cross Linked Polyethylene (XLPE) Using Gas Curing Process
1.4.2	Thickness	> = 5.5mm
1.5	INSULATION SCREEN	EXTRUDED SEMI-CONDUCTING MATERIAL HAVING COPPER TAPE OVER IT
1.6	CORE IDENTIFICATION TAPE	Yes Required
1.7	CORE LAYING	Right Hand Direction
1.8	INNER SHEATH / COVER	Extruded
1.9	ARMOURING	
1.9.1	Material	Flat Steel GI Strip
1.9.2	No Of Strip	4
1.9.3	Size Of Strip	0.8 mm

Sr. No.	Particulars	Description
1.10	OUTER SHEATH	
1.10.1	Material	PVC
1.10.2	Type	St-2 As Per Is-5831-1984
1.10.3	Thickness	> = 1.4 Mm
1.10.4	Colour	Black
1.11	MARKING ON OUTER SHEATH	YES
1.11.1	Voltage Grade	Yes
1.11.2	No. of Cores/Size of Conductor / Material of Conductor	Yes
1.11.3	Type Of Insulation	Yes
1.11.4	Details About Armour	Yes
1.11.5	Details Of Standards	Yes
1.11.6	Year Of Manufacturer	Yes
1.11.7	Any Other Details	Yes
4.0	TESTING	
4.1	Type Test As Per Is	Certificate To Be Provided for each drum
4.2	Routine Test As Per Is	Yes To Be Witnessed By Client
4.3	Acceptance Test	Yes To Be Witnessed By Client
5.0	CABLE DRUM	Non Returnable
5.1	Material	Wooden / Steel
5.2	Marking On Cable Drum	As Per Manufacturer's Standard


17) MODE OF MEASUREMENTS

- The cables will be measured in meters. The unit rate shall include cutting the cable into required lengths, packing, loading, unloading, insurance, transportation, delivery to stores/site as per work order, stocking in stores, testing of cables at stores etc. of medium voltage cable. Total quantity in meters shall be measured lug to lug basis.

3 TECHNICAL SPECIFICATION FOR PCC,MCC,LT PANELS

1) SCOPE OF WORK

- Main Distribution Panels, Sub-Distribution Panels and Final Distribution shall be covered under this section. Panels/Boards shall be suitable for operation on 3 Phase/single phase, 415/240 volts, 50 cycles, 4 wire system with neutral grounded at transformer. All Distribution panels shall be CPRI tested design and manufactured by an approved manufacturer. CPRI certificate shall be made available.



ALTERATION, MODIFICATION, INTERIOR FURNITURE, ELECTRICAL, FIREFIGHTING, HVAC AND OTHER REFURBISHMENT WORKS AT FIRST FLOOR OF CORPORATE OFFICE BUILDING OF GMDC, VASTRAPUR, AHMEDABAD, GUJARAT.

2. Distribution panels shall comply with the latest Relevant Indian Standards and Electricity Rules and Regulations and shall be as per IS-13947-1991.

2) CONSTRUCTION FEATURES:

1. Distribution panels shall be 2 mm thick sheet steel cabinet for indoor installation, dead front, floor mounting/wall mounting type and shall be form as per site construction requirements.
2. The Distribution panels shall be totally enclosed, completely dust and vermin proof and shall be with hinged doors and folded covers, Neoprene gasket, padlocking arrangement and bolted back.
3. All removable/ hinged doors and covers shall be grounded by flexible standard connectors.
4. Distribution panel shall be suitable for the climatic conditions as specified in Special Conditions. Steel sheets used in the construction of Distribution panels shall be 2 mm thick and shall be folded and braced as necessary to provide a rigid support for all components.
5. Joints of any kind in sheet metal shall be seam welded, all welding, slag shall be rounded off and welding pits wiped smooth with plumber metal.
6. The general construction shall confirm to IS-8623-1977 (Part-1) for factory built assembled switchgear & control gear for voltage up to and including 1100 V AC.
7. All panels and covers shall be properly fitted and square with the frame, and holes in the panel correctly positioned.
8. Fixing screws shall enter into holes tapped into an adequate thickness of metal or provided with wing nuts.
9. Self threading screws shall not be used in the construction of Distribution panels.
10. A base channel of 75 mm x 40 mm x 5 mm thick shall be provided at the bottom for floor mounted panels.
11. Minimum operating clearance of 300 mm shall be provided between the floor of Distribution panels and the lowest feeder compartment.
12. Distribution panels shall be of adequate size with a provision of spare switchgear as indicated on the Single Line Diagram. Feeders shall be arranged in multi-tier.
13. Knockout holes of appropriate size and number shall be provided in the Distribution panels in conformity with the location of cable/conduit connections.
14. Removable sheet steel plates shall be provided at the top to make holes for additional cable entry at site if required.
15. Every cabinet shall be provided with Trifoliate or engraved metal name plates.
16. All panels shall be provided with circuit diagram engraved on PVC sheet.

17. All live accessible connections shall be shrouded and shall be finger touch proof and minimum clearance between phase and earth shall be 20 mm and phase to phase shall be 25 mm.

3) BUSBAR CONNECTIONS:

1. Bus bar and interconnections shall be of high conductivity electrolytic grade aluminium / copper as indicated in the bill of quantities complying with requirement of IS : 5082 – 1981 and of rectangular cross section suitable for carrying the rated full load current and short circuit current and shall be extendable on either side.
2. Bus bars and interconnections shall be insulated with heat shrinkable sleeve of 1.1 KV grade and shall be colour coded.
3. Bus bars shall be supported on glass fiber reinforced thermosetting plastic insulated supports at regular intervals to withstand the force arising from in case of short circuit in the system.
4. All bus bars shall be provided in a separate chamber and all connections shall be done by bolting.
5. Additional cross sectional area to be added to the bus bar to compensate for the holes.
6. All connections between bus bars and breakers shall be through solid copper / aluminium strips of proper size to carry full rated current and insulated with insulating sleeves.
7. Maximum current density for the bus bars shall be 0.8-1A/sq.mm for aluminium and 1.4 A/sq.mm for copper bus bars.
8. The busbar shall be housed in a separate compartment. The busbar shall be isolated with 3 mm. thick bakelite sheet to avoid any accidental contact. The busbar shall be arranged such that minimum clearance between the busbar are maintained as below :

Between phases	:	25 mm. minimum
Between phases and neutral :		25 mm.
Between phases and earth	:	25 mm.
Between neutral and earth	:	20 mm. minimum

Maximum allowable temperature for the Bus bar to be restricted to 85 deg C

4) TEMPERATURE – RISE LIMIT

1. Unless otherwise specified, in the case of external surface of enclosures of bus bar compartment which shall be accessible but do not need to be touched during normal operation, an increase in the temperature rise limits of 25° C above ambient temperature shall be permissible for metal surface and of 15° C above ambient temperature for insulating surfaces as per IS 8623(Part-2) 1991.
2. All main distribution panels and sub distribution panels shall be provided with MCCB of appropriate capacity as per Single Line Diagram.
3. All final Distribution boards shall be provided with Miniature Circuit Breakers.

4. Final Single Phase Distribution boards shall be connected to the incoming supply through double pole MCB units & earth leakage circuit breakers.
5. All wiring for final distribution boards shall be concealed behind 5 mm thick bakelite sheet or M S sheet cover.
6. All Distribution boards shall be completely factory wired, ready for connection.
7. All the terminals shall be of proper current rating and sized to suit individual feeder requirements.
8. Each circuit shall be clearly numbered from left to right to correspond with wiring diagram.
9. All the switches and circuits shall be distinctly marked with a small description of the service installed.
10. Continuous earth bus sized for prospective fault current shall be provided with arrangement for connecting to station earth at two points. Hinged doors/ frames shall be connected to earth through adequately sized flexible braids.

5) CABLE COMPARTMENTS

1. Cable compartment of adequate size shall be provided in the Distribution panels for easy clamping of all incoming and outgoing cables entering from the top/bottom. Adequate supports shall be provided in cable compartment to support cables.

6) SWITCHGEARS

6.1 MOULDED CASE CIRCUIT BREAKER (MCCB)

- 6.1.1 The MCCB should be current limiting type with trip time of less than 10 msec under short circuit conditions. The MCCB should be either 3 or 4 poles as specified in BOQ. MCCB shall comply with the requirements of the relevant standards IS13947 – Part 2/IEC 60947-2 and should have test certificates for Breaking capacities from independent test authorities CPRI / ERDA or any accredited international lab.
- 6.1.2 MCCB shall comprise of Quick Make -break switching mechanism, arc extinguishing device and the tripping unit shall be contained in a compact, high strength, heat resistant, flame retardant, insulating moulded case with high withstand capability against thermal and mechanical stresses
- 6.1.3 The breaking capacity of MCCB shall be as specified in the schedule of quantities.
- 6.1.4 The rated service breaking capacity (Ics) should be equal to rated ultimate breaking capacities (Icu).
- 6.1.5 MCCBs for motor application should be selected in line with Type-2 Co-ordination as per IEC-60947-2, 1989/IS 13947-1.
- 6.1.6 The breaker as supplied with ROM should meet IP54 degree of protection.

6.2 CURRENT LIMITING & COORDINATION

- 6.2.1 The MCCB shall employ maintenance free minimum let-through energies and capable of achieving discrimination up to the full short circuit capacity of the downstream MCCB. The manufacturer shall provide both the discrimination tables and let-through energy curves for all.

Protection Functions

- 6.2.2 MCCBs with ratings up to 200 A shall be equipped with Thermal-magnetic (thermal for overload and magnetic for short-circuit protection) trip units (as per Single line diagram).
- 6.2.3 Microprocessor MCCBs with ratings 250A and above shall be equipped with microprocessor based trip units (as per Single line diagram).
- 6.2.4 Microprocessor and thermal-magnetic trip units shall be adjustable and it shall be possible to fit lead seals to prevent unauthorised access to the settings
- 6.2.5 Microprocessor trip units shall comply with appendix F of IEC 60947-2 standard (measurement of rms current values, electromagnetic compatibility, etc.)
- 6.2.6 Protection settings shall apply to all poles of circuit breaker.
- 6.2.7 All Microprocessor components shall withstand temperatures up to 125 °C.
- 6.2.8 Rotary handles to be provided for operation where ever required as indicated in Single line diagram.

6.3 TESTING

- 6.3.1 Original test certificate of the MCCB as per IEC 60947-1 &2 or IS13947 shall be furnished.
- 6.3.2 Pre-commissioning tests on the switch board panel incorporating the MCCB shall be done as per standard specifications.

6.4 INTERLOCKING

- 6.4.1 Moulded, case circuit breakers shall be provided with the following interlocking devices for interlocking the door of a switch board.
- Handle interlock to prevent unnecessary manipulations of the breaker.
 - Door interlock to prevent the door being opened when the breaker is in ON position.
 - Defeat-interlocking device to open the door even if the breaker is in ON position.
 - PLC controller to operate the Motorised Breakers in sequence as indicated logic diagram in SLD.

- 6.4.2 The MCCB shall be current limiting type and comprise of quick make – Break switching mechanism. MCCBs shall be capable of defined variable overload adjustment. All MCCBs rated 200 Amps and above shall have adjustable over load & short circuit pick-up both in Thermal magnetic and Microprocessor Trip Units.
- 6.4.3 All MCCB with microprocessor based release unit, the protection shall be adjustable Overload, Short circuit and earth fault protection with time delay.
- 6.4.4 The trip command shall override all other commands.

6.5 MINIATURE CIRCUIT BREAKER (MCB)

- 6.5.1 Miniature Circuit Breaker shall comply with IS-8623-1993/IEC898-1995. Miniature circuit breakers shall be quick make and break type for 240/415 VAC 50 Hz application with magnetic thermal release for over current and short circuit protection.
- 6.5.2 The breaking capacity shall not be less than 10 KA at 415 VAC. MCBs shall be DIN mounted. The MCB shall be Current Limiting type (Class-3). MCBs shall be classified (B, C, D ref IS standard) as per their Tripping Characteristic curves defined by the manufacturer.
- 6.5.3 The MCB shall have the minimum power loss (Watts) per pole defined as per the IS/IEC and the manufacturer shall publish the values. MCB shall ensure complete electrical isolation & downstream circuit or equipment when the MCB is switched OFF.
- 6.5.4 The housing shall be heat resistant and having high impact strength. The terminals shall be protected against finger contact to IP20 Degree of protection. All DP, TP, TPN and 4 Pole miniature circuit breakers shall have a common trip bar independent to the external operating handle.

6.6 RESIDUAL CURRENT CIRCUIT BREAKER CURRENT OPERATED TYPE (RCCB)

System of Operation

- 6.6.1 Residual Current Circuit Breaker shall conform to IEC 61008. RCCB shall work on the principle of core balance transformer.
- 6.6.2 The incoming shall pass through the toroidal core transformer. As long as the currents in the phase and neutral shall be the same, no electro motive force shall be generated in the secondary winding of the transformer.
- 6.6.3 In the event of a leakage to earth, an unbalance shall be created which shall cause a current to be generated in the secondary winding, this current shall be fed to a highly sensitive miniature relay, which shall trip the circuit if the earth leakage current exceeds a predetermined critical value. RCCB shall be current operated independent of the line voltage, current sensitivity shall be of 30 mA at 240/415 volts AC and shall have a minimum of 20,000 electrical operations.

Mechanical Operation

6.6.4 The moving contacts of the phases shall be mounted on a common bridge, actuated by a rugged toggle mechanism. Hence, the closing /opening of all the three phases shall occur simultaneously. This also shall ensure simultaneous opening of all the contacts under tripping conditions.

Neutral Advance Feature

6.6.5 The neutral moving contact shall be so mounted on the common bridge that, at the time of closing, the neutral shall make contact first before the phases; and at the time of opening, the neutral shall break last after allowing the phases to open first. This is an important safety feature which is also required by regulations.

Testing Provision

6.6.6 A test device shall be incorporated to check the integrity of the earth leakage detection system and the tripping mechanism. When the unit is connected to service, pressing the test knob shall trip the ELCB / RCCB and the operating handle shall move to the "OFF" position.

6.7 AIR CIRCUIT BREAKER

6.7.1 Construction:

The ACBs shall follow IS 13947-1993 Part 1-5 & have following features:

- Motorised with 230 V A.C. motor.
- 230 V A.C closing and shunt trip coil
- Draw out type with "service", "test", "isolated" and "maintenance" position.
- Safety shutter of Fibre glass/polycarbonate sheet of 2mm thickness shall be provided
- Mechanically trip free plus anti-pumping feature is to be provided.
- Electrical trip free plus anti pumping shall be provided with relay ONLY and not by contactors.
- Electrical/Mechanical operation counter shall be provided.
- Door interlock with defeat features to be provided & shall be electrically draw out type
- ACB shall be lockable in isolation position.

Release:

- Thermal Magnetic/Microprocessor based release shall be direct acting type, tripping ACB mechanically.
- Short circuit, overload and earth fault protection shall be provided.
- Vendor to suggest release type for feeders of supply range characteristic and accuracy.

6.7.3 ACB Performance:

- ACB performance inside panels at ambient 50 Degree.
- 1th Symmetrical breaking, 50KA

- Making capacity peak 87.5 KA
- Short time rating, 1sec. 50KA

7) ELECTRICAL POWER AND CONTROL WIRING CONNECTION :

1. Terminal for both incoming and outgoing cable connections shall be suitable for 1100 V grade, aluminium / copper conductor PVC insulated and sheathed, armoured cable and shall be suitable for connections of solderless sockets for the cable size as indicated on the appended drawings for the Panels.
2. Power connections for incoming feeders of the main Panels shall be suitable for 11000 V grade aluminium conductor (XLPE) cables.
3. Both control and power wiring shall be brought out in cable alley for ease of external connections, operation and maintenance.
4. Both control and power terminals shall be properly shrouded.
5. 10% spare terminals shall be provided on each terminal block. Sufficient terminals shall be provided on each terminal block, so that not more than one outgoing wire is connected to per terminal.
6. Terminal strips for power and control shall preferably be separated from each other by suitable barriers of enclosures.
7. Wiring inside the modules for power, control, protection and instruments etc. shall be done with use of 660 / 1100 V grade, PVC insulated copper conductor cables conforming to IS : 694 and IS : 8130. Power wiring inside the starter module shall be rated for full current rating of respective contactor, but not less than 4.0 sq.mm. cross-section area. For current transformer circuits, 2.5 sq.mm. copper conductor wire shall be used. Other control wiring shall be done with 1.5 sq.mm. copper conductor wires. Wires for connections to the door shall be flexible. All conductors shall be crimped with solderless sockets at the ends before connections are made to the terminals. All wires shall be FRLS grade.
8. Control power for the Motor starter module shall be taken from the respective module switchgear outgoing. Control power wiring shall have control fuses, (HRC fuse type) for circuit protection. All indicating lamps shall be protected by HRC fuses.
9. Particular care shall be taken to ensure that the layout of wiring is neat and orderly. Identification ferrules shall be filled to all the wire termination for ease of identification and to facilitate checking and testing.
10. "CUPAL" washers shall be used for all copper and aluminium connections.
11. Final wiring diagram of the Panels power and control circuit with ferrules numbers shall be submitted alongwith the Panels as one of the documents against the contracts.

8) TERMINALS :

1. The outgoing terminals and neutral link shall be brought out to a cable alley suitably located and accessible from the panel front. The current transformers for instruments metering shall be mounted on the disconnecting type terminal blocks. No direct connection of incoming or outgoing

cables to internal components of the distribution board is permitted, only one conductor may be connected in one terminal.

9) WIREWAYS :

1. A horizontal PVC wire way with screwed covers shall be provided at the top to take interconnecting control wiring between different vertical sections.

10) LABELS :

1. Engraved PVC labels shall be provided on all incoming and outgoing feeders. Single line circuit diagram showing the arrangements of circuit inside the distribution board shall be pasted on inside of the panel door and covered with transparent laminated plastic sheet.

11) NAME PLATE :

1. A name plate with the Panels designation in bold letters shall be fixed at top of the central panel. A separate name plate giving feeder details shall be provided for each feeder module door.
2. Inside the feeder compartments, the electrical components, equipments, accessories like switchgear, control gear, lamps, relays etc. shall suitably be identified by providing stickers.
3. Engraved name plates shall preferably be of 3 ply,(Red-White-Red or Black-White-Black) lamicold sheet. However, black engraved perpex sheet name plates shall also be acceptable. Engraving shall be done with square groove cutters.
4. Name plate shall be fastened by counter sund screws and not by adhesives.

12) DANGER NOTICE PLATES :

1. The danger notice plate shall be affixed in a permanent manner on operating side of the Panels.
2. The danger notice plate shall indicate danger notice both in Hindi and English and with a sign of skull and bones.
3. The danger notice plate, in general, meet the requirements of local inspecting authorities.
4. Overall dimensions of the danger notice plate shall be 200 mm. wide x 150 mm. high.
5. The danger notice plate shall be made from minimum 1.6 mm. thick mild steel sheet and after due pre-treatment to the plate, the same shall be painted white with vitreous enamel paint on both front and rear surface of the plate.
6. The letters, the figures, the conventional skull and bones etc. shall be positioned on plate as per recommendation of IS : 2551-1982.
7. The said letters, the figures and the sign of skull and bones shall be painted in signal red colour as per IS : 5-1978.
8. The danger plate shall have rounded corners. Location of fixing holes for the plate shall be decided to suit design of the Panels.



9. The danger notice plate, if possible, be of ISI certification mark.

13) EARTHING

1. Earthing shall be provided as per IS: 3043-1987.

14) PAINTING

1. All sheet steel work shall undergo a process of degreasing, pickling in acid, cold rinsing, phosphating, passivating (seven tank processing) and then painted with electrostatic paint (Powder coating).
2. The shade of colour of panel inside/outside shall be as per BOQ confirming to IS Code No.5.

3. LABELS

1. Engraved PVC labels shall be provided on all incoming and outgoing feeder.
2. Circuit diagram showing the arrangements of the circuit inside the distribution panels shall be pasted on inside of the panel door and covered with transparent plastic sheet.

4. METERS

1. All voltmeters and indicating lamps shall be through MCB's.
2. Meters and indicating instruments shall be flush type.
3. All CT's connection for meters shall be through Test Terminal Block (TTB).
4. CT ratio and burdens shall be as specified on the Single line diagram/BOQ.

5. CURRENT TRANSFORMERS

1. Current transformers shall be provided for Distribution panels carrying current in excess of 60 amps.
2. All phase shall be provided with current transformers of suitable VA burden with 5 amps secondaries for operation of associated metering.
3. The CTs shall conform to relevant Indian Standards. The design and construction shall be dry type, epoxy resin cast robust to withstand thermal and dynamic stresses during short circuits.
4. Secondary terminals of CTs shall be brought out suitable to a terminal block which shall be easily accessible for testing and terminal connections.
5. The protection CTs shall be of accuracy class 5P10 and measurement CTs shall be of accuracy class I.

6. POTENTIAL FREE CONTACTS

1. Potential free contacts shall be provided for connection to Building Automation System in panels indicated in Schedule of Quantities.

7. INDICATING PANEL



ALTERATION, MODIFICATION, INTERIOR FURNITURE, ELECTRICAL, FIREFIGHTING, HVAC AND OTHER REFURBISHMENT WORKS AT FIRST FLOOR OF CORPORATE OFFICE BUILDING OF GMDC, VASTRAPUR, AHMEDABAD, GUJARAT.

1. All meters and indicating instruments shall be in accordance with relevant Indian Standards. Meters shall be flush mounted type. Indicating lamps shall be of low burden, and shall be backed up with 2 amps MCB/MPCB as per relevant fault level and toggle switch.

8. TESTING

1. Testing of panels shall be as per following codes:
 - I. IS: 8623 (Part -I) 1977 for factory built assemblies of switch gear for voltages upto and including 1000 VAC.
 - II. IS: 13947 : 1993 Degree of protection
 - III. IS: 5578 & 11353:1985 Arrangement of bus bars.

9. WIRING

1. In wiring a distribution panel it shall be insured that total load of various distribution panel and/or consuming devices is divided evenly between the phases and number of ways as per Consultants drawing.

10. INSTALLATION

1. Installation of all LT panels shall include but not limited to the following to complete the installation, testing and commissioning:
2. Transporting materials from stores to exact location of installation.
3. Supply and installation of required base frame made of MS angle or channel sections and duly painted with black paint.
4. Positioning, aligning, fixing, assembling, and installation of LT panel issued free of cost by Client after carrying out proper cleaning and inspection.
5. Site supervision, testing for proper functioning / operation, and pre-commissioning tests.

11. COMMISSIONING & ONSITE TESTING

1. All switchboards shall be tested for dielectric test with 1000V megger.
2. All earth connections shall be checked for continuity.
3. All busbar connections shall be checked and tightened properly.
4. All cable terminations and terminal shrouding shall be checked if they are properly done.
5. The operation of protective devices shall be tested by secondary injection test.
6. The operation of circuit breaker shall be tested for all interlocks.
7. Functional test shall be done for all ACBs, MCCBs and other components.
8. Indicating lamps and meters shall be checked for proper working.

12. WORKMANSHIP:

1. The contractor shall erect the panel at site in co-ordination with the supplier if required.

2. He should check for loose ends on the part of the supplier and shall inform client and consultant for the same.
3. Physical and continuity tests shall be carried out by contractor.
4. Also the field tests carried out by the supplier shall be recorded by the contractor.

13. MODE OF MEASUREMENT:

1. Contractor shall be paid for one panel erection as per BOQ Quantities part.

4 TECHNICAL SPECIFICATION FOR THYRISTOR BASED APFCR PANEL

1) SCOPE

This specification covers design, manufacture, and supply, testing of capacitor bank and automatic power factor correction panel with capacitor banks suitable for continuous duty.

2) CODES AND STANDARDS

1. The design manufacture and performance of power factor improvement capacitor / capacitor banks shall comply with all currently applicable statutes, regulations and safety codes in the locality where the equipment will be installed. The equipment shall also conform to the latest applicable Indian/British/IEC standards. In particular the equipment shall conform to the latest revisions of the following:
2. When the above standards are in conflict with the stipulation of this specification, this specification supercedes them.

3) CONSTRUCTION

3.1 Capacitor Bank

Capacitor banks shall comprise of identical delta connected three phase units. The individual capacitor unit shall be manufactured out of mixed dielectric design comprising of bi axially oriented polypropylene film and capacitor tissue paper.

Each individual element of the capacitor tissue unit shall be provided with silver fuse wire.

The capacitor unit shall consist of many such elements in series / parallel combinations for getting the desired KVAR output.

The capacitor shall be thermal stability & MPP/APP TYPE AS SPECIFIED IN SINGLE LINE DIAGRAM.

The dielectric losses of the capacitor shall be restricted to 2 watts per KVAR.

The phase terminal connections of the capacitor unit shall be brought out at the top through metal insulators, which should be soldered to the fabricated top cover.

The capacitor shall be provided with suitably rated discharge resistors.

The capacitor shall be designed to withstand the electrodynamic and thermal stresses caused by



transient over current during switching.

3.2 Busbar Chamber

Capacitor bank shall be provided with a bus - bar chamber. The chamber shall be dust and vermin proof in construction, fabricated from 2-mm. thick sheet steel. Continuous neoprene rubber gaskets shall be copper on all mating surfaces. TPN Bus - bars shall be of copper supported on epoxy insulators of adequate rating and strips.

The bus - bar sizes and clearance shall be suitable for connection of cables through crimping type cable lugs. Bus- bar chamber shall be extended suitably on one side to cable and box at the end of bus - bar chamber undrilled removable gland plate and access covers to be provided for cable entry as required.

4) EARTHING

The enclosure of individual capacitor unit shall be provided with 2 nos. 10 mm dia. earth terminals, each complete with two plain and one spring washer, nuts etc. These terminals shall be effectively bonded to the common sheet steel framework. Each bank will have two external earth terminals in the bus-bar chambers complete with hardware.

5) PAINTING

All sheet steel shall be thoroughly cleaned, degreased and phosphated, painted with two coats of paint. The type and shade of paint be as specified in Data Sheet.

6) DRAWINGS

The following drawings shall be submitted along with the bid :

- a. General arrangement drawing showing overall dimensions, weight, internal arrangement and mounting details.
- b. Terminal chamber, showing bus-bar arrangement with all dimensions.

7) TEST & TEST CERTIFICATES :

- 7.1. Vendor shall carry out all routine tests as specified in IS : 2834 and shall furnish the test certificates.
- 7.2. The vendor shall also carry out the thermal stability test on the units in the presence of purchaser representatives.
- 7.3. The capacitor units shall be tested from electric supply authorities like G. E. Board / A. E. Co. and the test certificates in duplicate shall be furnished to client and also the copy shall be submitted to the electric supply authority while getting the power supply released from them.

8) CAPACITOR PANEL

Capacitor control panel shall be automatic if specified in the Data sheet.

The panel for capacitor shall be fabricated from 2.0 mm thick sheet steel and shall be finished as per clause no.5.0. Earthing terminals shall be provided as per clause no. 4.0. The panel shall be provided suitably rated TPN copper bus-bar supported on epoxy insulators and with heat shrinkable type sleeves. Each capacitor unit shall be connected to main bus bar through contactors of suitable rating (9 Nos. of double the rating of capacitor current) with safety margin. Each unit shall be of 10/15/20/25/50 KVAR – ALL PP- (APP) as specified.

Protective MCCB / HRC switch fuses of suitable rating shall be provided with base/holders. Connections shall be made with PVC insulated flexible copper cables having crimped copper lugs.

Continuous earthing conductor/ strip of G.I. shall run through and all capacitor units shall be earthed.

Sufficient ventilation shall be provided in the capacitor compartment to limit the temperature rise. Cooling fans shall be provided with ON-OFF switches as per requirements.

The main bus-bar shall be terminated on suitably rated MCCB as per data sheet. vertical compartment with detachable gland plate shall be kept for incoming cable connections from bottom or top as specified.

Capacitors units shall be mounted on angle frame of strong construction. The panel shall be mounted on M.S. channel section at bottom for easy installation.

The panel shall be provided with lifting hooks / Eye bolts for handling. Automatic power factor correction sensing relays (APFCR) shall be provided with all related circuits and contactors for controlling the power factor to max. 0.98 by energising the contactor and related capacitor bank "ON" or "OFF" as per load conditions.

The controller shall be set for time lag of 45 seconds so that on sensing the low or high power factor it energises or deenergises the contactor after 45 seconds.

The Dust and vermin proof switching compartment shall be isolated from capacitor mounting compartment.

The panel shall be provided with :

- a. MCCB of adequate capacity as specified.
- b. 100 x 100 mm. flush type 0-500 V digital voltmeter with selector switch.
- c. 100 x 100 mm. flush type digital Ammeter with suitable rated C.T. and selector switch.
- d. Supply "ON" indication lamp (R-Y-B).
- e. Power factor meter 0.5 lag to 0.5 lead.
- f. KVAR meter of suitable rating.
- g. "ON" - "OFF" push button with suitable thyristor based size contactor.
- h. By - pass switch for each capacitor unit for manual operation.

- i. Automatic Power Factor correction relay unit with ON-OFF mode selector switch.
- j. Capacitor Heavy Duty Contactors (Thyristor based).

The capacitor panel shall be installed away from wall with sufficient distance for better cooling and ease of maintenance.

The following drawings shall be submitted before procurement for approval from the Consultants..

1. General arrangement and Fabrication details.
2. Power wiring diagram of capacitor panel.
3. Control wiring diagram of capacitor panel/
4. C.T. connection.

9) MODE OF MEASUREMENT:

1. The APFCR Panel shall be measured in Nos as per BOQ Quantities.

5 TECHNICAL SPECIFICATION FOR LDB & PDB

1) SCOPE OF WORK

1. Distribution Boards (DBs) shall be suitable for operation on 3 Phase/single phase, 415/240 volts, 50 cycles, neutral grounded at transformer. The DB shall be minimum dielectric strength of 1.5 KV / Sec. All Distribution Boards shall be manufactured by a manufacturer listed in Appendix-I.
2. LDB's shall comply with the latest Relevant Indian Standards and Electricity Rules and Regulations and shall be as per IS-2675-1983.

2) CONSTRUCTION FEATURES

1. DB's shall be made out of 1.6 mm thick high quality CRCA sheet steel and shall be pre-treated and powder coated sheet steel used in the construction of LDB shall be folded and braced as necessary to provide a rigid support for all component.
2. DB shall be suitable for indoor / outdoor installation, wall mounting free standing type, in double door construction.
3. The Final Distribution Boards shall be totally enclosed, completely dust and vermin proof and shall be with hinged doors, Neoprene gasket, padlocking arrangement.
4. All removable/ hinged doors and covers shall be grounded by 1.0 sqm tinned stranded copper connectors.
5. Final Distribution Boards shall be suitable for the climatic conditions. Joints of any kind in sheet metal shall be seam welded, all welding, slag shall be rounded off and welding pits wiped smooth with plumber metal.

6. The general construction shall conform to IS-8623-1977 (Part-1) for factory built assembled switchgear & control gear for voltage upto and including 1100 V AC.
7. All panels and covers shall be properly fitted and square with the frame, and holes in the panel correctly positioned. Fixing screws shall enter into holes tapped into an adequate thickness of metal or provided with wing nuts. Self threading screws shall not be used in the construction of LDBs.
8. Knockout holes of appropriate size and number shall be provided in the LDB's in conformity with the location of cable/conduit connections. Detachable sheet steel gland plates shall be provided at the top / bottom to make holes for additional cable entry at site if required.

3) DISTRIBUTION BOARDS SHALL COMPRISE OF THE FOLLOWING:

- 3.1 A panel for mounting where appropriate incoming supply circuit breaker & other auxiliaries for Control & distribution as required.
- 3.2 Installations accessories shall be part of the DB for fixing conductor and rails for mounting MCB's and RCCB's etc. Neutral bus bars & earthing bus bars required in the circuit. All busbars in the LDB shall be insulated type.
- 3.3 Service cable /interconnection shall be part of the Distribution Boards.
- 3.4 The board shall be installed at a height such that the operating is within reach of the normal human height i.e. 1.2 to 1.8 meters from finish floor level.
- 3.5 Degree of protection shall be IP-52 for indoor application, IP-54 for kitchen & laundry and IP-55 for outdoor application.
- 3.6 All three phase distribution boards shall have 4 rows and single phase distribution boards shall have single rows for housing of MCB's and RCCB's unless noted otherwise.
- 3.7 Phase segregation to be maintained in all three phase distribution boards.
- 3.8 Earthing shall be provided in each LDB's.

3.9 MINIATURE CIRCUIT BREAKER (MCB)

- 3.9.1 MCB's shall have quick make and break no welding self-wiping silver alloy contacts for 10 KA short circuit both on the manual and automatic operation.
- 3.9.2 Each pole of the breaker shall be provided with inverse time thermal over load and instantaneous over current tripping elements, with trip free mechanism.
- 3.9.3 In case of multi-pole breakers, the tripping must be on all the poles and operating handle shall be common. Breakers must conform to BS 3871 with facility for locking in OFF position.
- 3.9.4 Pressure clamp terminals for stranded/solid conductor insertion are acceptable up to 4 sq.mm. Aluminium or 1.5 sq.mm.
- 3.9.5 Copper and for higher ratings, the terminals shall be suitably shrouded. Wherever MCB isolators are specified they are without the tripping elements.

3.10 RESIDUAL CURRENT CIRCUIT BREAKER CURRENT OPERATED TYPE (RCCB)

3.10.1 The RCCB should suffices all the requirements of IS as per code IS - 12640 - 1988. The RCA should be current operated and not on line voltage.

3.10.2 The RCCB should ensure mainly the following functions:

- Measurement of the fault current value.
- Comparison of the fault current with a reference value.
- The RCCB should have a torroidal transformer which has the main conductors of primary (P - N) which check the sum of the current close to zero.
- All metal parts should be inherently resistant to corrosion and treated to make them corrosion resistant.
- It should be truly current operated.
- It should operate on core balance torroidal transformer.
- Its accuracy should be $\pm 5\%$.
- It should operate even in case of neutral failure.
- It should trip at a present leakage current within 100 mA
- Its enclosure should be as per IP 30.
- Its mechanical operation life should be more than 20,000 operations.
- It should provide full protection as envisaged by IE rules - 61-A, 71 - ee, 73 - ee, 1985 and also rule 50 of IE rule1956.
- It should conform to all national and international standards like IS: 8828-1993, IS: 12640-1988, BS 4293 - 1983, CEE 27 (International commission Rules for the approved of electrical equipment).

EARTHING

1. Earthing shall be provided as per IS:3043-1987.

4) PAINTING

1. All sheet steel work shall undergo a process of degreasing, pickling in acid, cold rinsing, phosphating, passivating (seven tank processing) and then painted with electrostatic paint (Powder coating). The shade of colour of panel inside/outside shall be of Siemens gray paint shade no. RAL-7032 of IS Code No.5.

5) LABELS

1. Engraved PVC labels shall be provided on all incoming and outgoing feeder. Circuit diagram showing the arrangements of the circuit inside the distribution panels shall be pasted on inside of the panel door and covered with transparent plastic sheet.

6) TESTING

1. Testing of panels shall be as per following codes:
 - i. IS: 8623 (Part -I) 1977 for factory built assemblies of switch gear for voltages upto and including 1000 VAC.
 - ii. IS: 13947 : 1993 Degree of protection

7) WIRING

1. In wiring a distribution panel it shall be insured that total load of various distribution panel and/or consuming devices is divided evenly between the phases and number of ways as per Consultants drawing.

8) WORKMANSHIP:

1. The D.B. shall be properly grouted in the wall in concealed manner taking care that the powder coating is not scratched and dents are not formed on the D.B., MCBs and ELCBs.
2. In the distribution boards shall be fixed as per the circuit details provided.
3. All the wires terminating in the MCBs and the ELCBs shall be lugged for proper contact and ferrules depicting the circuit nos shall be provided. D.B.s mounted in concealed manner shall have a groove around it so as to save the finish of the plaster and colour during future opening of the door.
4. The distribution boards shall have circuit chart tagged on the door for future maintenance. Danger notice plates shall be fitted to the distribution boards with screws and not stuck so as to assure its presence for a longer duration.

9) MODE OF MEASUREMENT:

2. The distribution boards shall be measured in Nos as per BOQ Quantities.

6 TECHNICAL SPECIFICATION FOR LT CABLES & CABLE TRAY.

1) SCOPE OF WORK

1. The Medium voltage cables shall be supplied, laid, connected, tested and commissioned in accordance with the drawings, specifications, relevant Indian Standards specifications, manufacturer's instructions. The cables shall be delivered at site in the original drums with manufacturer's name, size and type clearly written on the drums.
2. All cables shall be adequately protected against any risk of mechanical damage to which they may be liable in normal conditions of handling during transportation, loading, unloading etc.
3. The cable shall be supplied in single length i.e. without any intermediate joint or cut unless specifically approved by the client.

4. The cable ends shall be suitably sealed against entry of moisture, dust, water etc. with cable compound as per standard practise.

2) MATERIAL

1. The MV cables shall be cross linked polyethylene (XLPE) insulated PVC sheathed of 1100 volts grade as asked for in the schedule of quantities. Cables upto 10 sq.mm shall be with copper conductor and 16 sq.mm and above shall be with aluminium conductor.

3) Technical Requirements:

1. All XLPE Aluminium/Copper Power cables shall be 1100 Volts grade, multi core constructed as per IS : 7098 Part-I of 1988 as follows :
 - 1.1 Stranded Aluminium /Copper conductor in case of 10 sq.mm. and above whereas solid conductor in case of 10 sq.mm. and below.
 - 1.2 Cores laid up.
 - 1.3 The inner sheath should be bonded over with thermo-plastic material for protection against mechanical and electrical damage.
 - 1.4 Armoring should be provided over the inner sheath to guard against mechanical damage. Armoring should be Galvanised steel wires or galvanised steel strips. (In single core cables used in A.C. system armoring should be non-magnetic hard aluminium Wires/Strips. Round steel wires should be used where diameter over the inner sheath does not exceed 13 mm; above 13 mm flat steel armour should be used. Round wire of different sizes should be provided against specific request.)
 - 1.5 The outer sheath should be specially formulated heat resistant black PVC compound conforming to the requirement of type ST2 of IS : 5831-1984 extruded to form the outer sheath.
2. Conductor shall be of electrolytic Aluminium/Copper conforming to IS : 8130 and are compact circular or compact shaped.
3. Insulation shall be of XLPE type as per latest IS general purpose insulation for maximum rated conductor temperature 70 degree centigrade.
4. In Inner sheath laid up cores shall be bonded over with thermoplastic material for protection against mechanical and electrical damage.
5. Insulation, inner sheath and outer sheath shall be applied by extrusion and lapping up process only.
6. Uncoated, annealed copper / aluminium, of high conductivity, upto 4 mm² size the conductor shall be solid and above 4 mm² the conductors shall be concentrically stranded as per IEC: 228.
7. Repaired cables shall not be used.
8. Current ratings of the cables shall be as per IS: 3961.
9. The XLPE insulated cables shall conform to latest revision of IS and shall be read along with this specifications. The Conductor shall be stranded Aluminium/Copper circular/ sector shaped and



ALTERATION, MODIFICATION, INTERIOR FURNITURE, ELECTRICAL, FIREFIGHTING, HVAC AND OTHER REFURBISHMENT WORKS AT FIRST FLOOR OF CORPORATE OFFICE BUILDING OF GMDC, VASTRAPUR, AHMEDABAD, GUJARAT.

compacted. In multi core cables the core shall be identified by red, yellow, blue and black coloring of insulation.

10. The cables shall be suitable for laying in racks, ducts, trenches, conduits and underground buried installation with uncontrolled back fill and chances of flooding by water.
11. Progressive automatic in line sequential marking of the length of cables in meters at every one meter shall be provided on the outer sheath of all cables.
12. Cables shall be supplied in non returnable wooden drums as per IS: 10418.
13. Both ends of the cables shall be properly sealed with PVC/Rubber caps so as to eliminate ingress of water during transportation, storage and erection.
14. The product should be coded as per IS: - 7098 Part-I as follows:-

Aluminium Conductor		A
XLPE Insulation	2X	
Steel round wire armour		W
Steel strip armour	F	
Steel Double round wire armour	WW	
Steel Double strip armour		FF
Non-magnetic (Al.) round wire armour		Wa
Non-magnetic (Al.) strip armour	Fa	
PVC outer sheath		Y

4) Core Identifications:

Two core	:	Red and Black
Three core	:	Red, Yellow and Blue
Four core	:	Red, Yellow, Blue and Black
Single core	:	Green, Yellow for earthing.

Black shall always be used for neutral.

5) Inspection

1. All cables shall be inspected by the contractor upon receipt at site and checked for any damage during transit.

6) Joints in Cables

1. The Contractor shall take care to see that all the cables received at site are apportioned to various locations in such a manner as to ensure maximum utilization and avoid cable jointing.
2. This apportioning shall be got approved by the Owner's site representative before the cables are cut to lengths.
3. Where joints are unavoidable heat shrinkable type joints shall be made.
4. The location of such joints shall be got approved from the Owner's site representative and shall be identified through a marker.

7) Jointing Boxes for Cables

1. Cable joint boxes shall be installed with heat shrinkable sleeve and of appropriate size, suitable for XLPE armoured cables of particular voltage rating.

8) Jointing of Cables

1. All cable joints shall be made in suitable, approved cable joint boxes and the filling in of compound shall be done in accordance with manufactures' instructions and in an approved manner. All straight through joints shall be done in epoxy mould boxes with epoxy resin.
2. All cables shall be joined colour to colour and tested for continuity and insulation resistance before jointing commence.
3. The seals of cables must not be removed until preparations for jointing are completed.
4. Joints shall be finished on the same day as commenced and sufficient protection from the weather shall be arranged.
5. The conductors shall be efficiently insulated with high voltage insulating tape and by using of spreaders of approved size and pattern.
6. The joints shall be completely topped up with epoxy compound so as to ensure that the box is properly filled.

9) Cable End Terminations

1. Cable end termination shall be done in cable terminal box using crimping sockets and proper size of glands of double compression type.
2. Solderless crimping type Aluminium/Cu lugs conforming to IS suitable for cable size evenly crimped with high pressure tool & connected to switchgear terminals with brass/cadmium plated nut bolts in an approved manner.

10) Bonding of Cables

1. Where a cable enters any piece of apparatus, it shall be connected to the casing by means of an approved type of armour clamp and gland.
2. The clamps must grip the armouring firmly to the gland or casing, so that no undue stress is passed on to the cable conductors.

11) Cable Installation in Cable Trays and Cable Trenches.

1. Cables shall be laid by skilled and experienced workmen using adequate rollers to minimize stretching of the cable.
2. The cable drums shall be placed on jacks before unwinding the cable. Great care shall be exercised in laying cables to avoid forming kinks.

12) Laying of Cables on Cable Trays

1. The relative position of the cables, laid on the cable tray shall be preserved and the cables shall not cross each other.

2. At all changes in direction in horizontal and vertical planes, the cable shall be bent smooth with a radius as recommended by the manufacturers.
3. All cables shall be laid with minimum one diameter gap and shall be clamped at every meter to the cable tray.
4. Cables shall be tagged for identification with aluminium tag and clamped properly at every 20M.
5. Tags shall be provided at both ends and all changes in directions both sides of wall and floor crossings.
6. All cable shall be identified by embossing on the tag the size of the cable, place of origin and termination.
7. All cables passing through holes in floor or walls shall be sealed with fire retardant Sealant and shall be painted with fire retardant paint upto one meter on all joints, terminations and both sides of the wall crossings by "VIPER CABLE RETARD".
8. This method may be adopted in places like indoor substations, air-conditioning plantrooms, generator rooms etc. or where long horizontal runs of cables are required within the building and where it is not convenient to carry the cable in open ducts.
9. This method is preferred where heavy sized cables or a number of cables are required to be laid. The cable trays may be either of perforated sheet type or of ladder type.

PERFORATED TYPE CABLE TRAY

10. The cable tray shall be fabricated out of slotted/perforated MS sheets as channel sections, single or double bended. The channel sections shall be supplied in convenient lengths and assembled at site to the desired lengths. These may be galvanised or painted as specified. Alternatively, where specified, the cable tray may be fabricated by two angle irons of 50mmX50mmX6mm as two longitudinal members, with cross bracings between them by 50mmX5mm flats welded/bolted to the angles at 1 m spacing. 2mm thick MS perforated sheet shall be suitably welded/bolted to the base as well as on the two sides.
11. Typically, the dimensions details to be considered as per BOQ.
12. The jointing between the sections shall be made with coupler plates of the same material and thickness as the channel section. Two coupler plates, each of minimum 200mm length, shall be bolted on each of the two sides of the channel section with 8mm dia round headed bolts, nuts and washers. In order to maintain proper earth continuity bond, the paint on the contact surfaces between the coupler plates and cable tray shall be scraped and removed before the installation.
13. The width of the cable tray shall be chosen so as to accommodate all the cables in one tier, plus 30 to 50% additional width for future expansion. This additional width shall be minimum 100mm. The overall width of one cable tray shall be limited to 800mm.
14. Factory fabricated bends, reducers, tee/cross junctions, etc. shall be provided as per good engineering practice. (Details are typically shown in figure 3). The radius of bends, junctions etc. shall not be less than the minimum permissible radius of bending of the largest size of cable to be carried by the cable tray.
15. The cable tray shall be suspended from the ceiling slab with the help of 10mm dia MS rounds or 25mmX5mm flats at a span spacing of 1mtr.
16. Flat type suspenders may be used for channels upto 450mm width bolted to cable trays.
17. Round suspenders shall be threaded and bolted to the cable trays or to independent support angles 50mmX50mmX5mm at the bottom end as specified. These shall be grouted to the ceiling slab at the other end through an effective means, as approved by the Engineer-in-Charge, to take the weight of the cable tray with the cables.

18. The entire tray (except in the case of galvanized type) and the suspenders shall be painted with two coats of red oxide primer paint after removing the dirt and rust, and finished with two coats of spray paint of approved make synthetic enamel paint.
19. The cable tray shall be bonded to the earth Terminal of the switch bonds at both ends.
20. The cable trays shall be measured on unit length basis, along the center line of the cable tray, including bends, reducers, tees, cross joints, etc. and paid for accordingly

LADDER TYPE CABLE TRAY

21. The ladder type of cable tray shall be fabricated of double bended channel section longitudinal members with single bended channel section rungs of cross members welded to the base of the longitudinal members at a center to center spacing of 250cm.
22. Alternatively, where specified, ladder type cable trays may be fabricated out of 50mmX50mmX6mm (minimum) angle iron for longitudinal members, and 30mmX6mm flat for rungs.
23. Typical details of fabrication and dimensions of both the types of trays are shown in figure 4A,B,C and D.
24. The maximum permissible loading, jointing of channel sections, width of the cable tray, provision of elbows, bends, reducers, horizontal tee/ cross junctions etc. suspension of cable tray from the ceiling slab; painting and measurement of the cable tray shall be as per sub-clauses (ii) to (x) below clause 2.6.11.2, except that the overall width of one cable tray may be limited to 800mm.

13)Laying of Cables in Ground

1. Cable trench shall be dug to the minimum depth of 1 mtr and the width shall dependent on the no of cables to be kept with the layer of brick in between two cables.

EXCAVATION OF TRENCHES :

2. The trenches shall be excavated in reasonably straight lines.
3. Wherever there is a change in direction, suitable curvature shall be provided.
4. Where gradients and changes in depth are unavoidable, these shall be gradual.
5. The excavated soil shall be stacked firmly by the side of the trench such that it may not fall back into the trench.
6. The bottom of the trench shall be levelled and shall be made free from stone, brick bats etc. The trench shall then be provided with a layer of clean, dry sand cushion of not less than 100 mm in depth.
7. Prior to laying of cables, the cores shall be tested for continuity and insulation resistance. The cable drum shall be properly mounted on jacks, at a suitable location, making sure that the spindle, jack etc. are strong enough to carry the weight of the drum and the spindle is horizontal.
8. Cable shall be pulled over rollers in the trench steadily and uniformly without jerks and strains. The entire drum length shall be laid in one stretch.
9. However, where this is not possible the remainder of the cable shall be removed by 'Flaking' i.e. by making one long loop in the reverse direction.
10. After the cable has been uncoiled and laid into the trench over the rollers, the cable shall be lifted off the rollers beginning from one end by helpers standing about 10 meters apart and laid in a reasonably straight line.

11. Cable laid in trenches in a single tier formation shall have a cover of clean, dry sand of not less than 150 mm. above the base cushion of sand before the protective cover is laid.
12. In the case of vertical multi-tier formation after the first cable has been laid, a sand cushion of 300 mm shall be provided over the initial bed before the second tier is laid.
13. Finally the cables shall be protected by second class bricks before back filling the trench. The buried depth of uppermost layer of cable shall not be less than 750mm.
14. **Back Filling** : The trenches shall be back filled with excavated earth free from stones or other sharp edged debris and shall be rammed and watered, if necessary, in successive layers not exceeding 300 mm. Unless otherwise specified, a crown of earth not less than 50 mm in the centre and tapering towards the sides of the trench shall be left to allow for subsidence.

14)Route Marker

1. Route marker shall be provided along straight runs of the cables not exceeding 30 meters also for change in the direction of the cable route and underground joints.
2. Route marker shall be of cast iron painted with aluminium paint.
3. The size of marker shall be 100 mm dia with "Cable" and voltage grade inscribed on it.

15)Testing of Cables

1. Cables shall be tested at works for all routine tests as per IS including the following tests before being dispatched to site by the project team.
 - a) Insulation Resistance Test.
 - b) Continuity resistance test.
 - c) Sheathing continuity test.
 - d) Earth test.(in armoured cables)
 - e) Hi Pot Test.
2. Test shall also be conducted at site for insulation between phases and between phase and earth for each length of cable, before and after jointing.
3. On completion of cable laying work, the following tests shall be conducted in the presence of the Owner's site representative.
 - f) Insulation Resistance Test(Sectional and overall)
 - g) Continuity resistance test.
 - h) Sheathing continuity test.
 - i) Earth test.
4. All tests shall be carried out in accordance with relevant Standard Code of Practice and Electricity Rules.
5. The Contractor shall provide necessary instruments, equipment and labour for conducting the above tests and shall bear all expenses in connection with such tests.

6. All tests shall be carried out in the presence of the Owner's site representative, results will be noted and signed by all present and record be maintained.

16)WORKMANSHIP

1. Cables shall be laid in the routes marked in the drawings. Where the route is not marked, the Contractor shall mark it out on the drawings and also on the site and obtain the approval of the CLIENT AND/OR ITS ARCHITECT before laying the cable.
2. Procurement of cables shall be on the basis of actual site measurements and the quantities shown in the schedule of work shall be regarded as a guide only.
3. Cables shall be laid on walls, cable trays, inside shafts or trenches.
4. Saddling or support for the cable shall not be more than 500 mm apart. Plastic identification tags shall be provided at every 30 m.
5. Cables shall be bent to a radius not less than 12 (twelve) times the overall diameter of the cable or in accordance with the manufacturer's recommendations whichever is higher.
6. In the case of cables buried directly in ground, the cable route shall be parallel or perpendicular to roadways, walls etc unless marked on drawing by architect / consultant.
7. Cables shall be laid on an excavated, graded trench, over a sand or soft earth cushion to provide protection against abrasion.
8. Cables shall be protected with brick or cement tiles on all the three sides as shown on drawings. Width of excavated trenches shall be as per drawings.
9. Back fill over buried cables shall be with a minimum earth cover of 750 mm to 1000 mm. The cables shall be provided with cables markers at every 10 meters and at all loop points.
10. All cables shall be full runs from panel to panel without any joints or splices.
11. Cables shall be identified at end termination indicating the feeder number and the Panel/Distribution board from where it is being laid.
12. Cable termination for conductors up to 4 sq.mm. may be insertion type and all higher sizes shall have compression type lugs.
13. Cable termination shall have necessary brass glands. The end termination shall be insulated with a minimum of six half-lapped layers of PVC tape. Cable armouring shall be earthed at both ends.
14. In case of cables entering the buildings. It would be done duly only through pipes. The pipes shall be laid in slant position, so that no rainwater may enter the building.
15. After the cables are tested the pipes shall be sealed with M. seal & then tarpaulin, shall be wrapped around the cable for making the entry watertight.
16. Testing : MV cables shall be tested upon installation with a 500 V Meggar and the following readings established:
 - 16.1 Continuity on all phases.
 - 16.2 Insulation Resistance.
 - 16.3 between conductors.
 - 16.4 all conductors and ground.
 - 16.5 All test readings shall be recorded and shall form part of the completion documentation.
 - 16.6 Cable joints shall be done as per regular practice and check shall be carried out for loose connections and leakages. Insulation cutting shall be done properly taking care that no area



ALTERATION, MODIFICATION, INTERIOR FURNITURE, ELECTRICAL, FIREFIGHTING, HVAC AND OTHER REFURBISHMENT WORKS AT FIRST FLOOR OF CORPORATE OFFICE BUILDING OF GMDC, VASTRAPUR, AHMEDABAD, GUJARAT.

of the conductor remains exposed. Crimping shall be done with the help of hydraulic tool. Proper insulation tape shall be applied at the cable and lug joint.

17. Format for cable testing certificate :

- a. Drum no. from which cable is taken :
- b. Cable from _____ to _____
- c. Length of run of this cable _____ mtr
- d. Insulation resistance test
between core 1 to earth _____ mega-ohm
between core 2 to earth _____ mega-ohm
between core 3 to earth _____ mega-ohm
between core 1 to core 2 _____ mega-ohm
between core 2 to core 3 _____ mega-ohm
between core 1 to core 3 _____ mega-ohm
duration used:
- e. High voltage test: Voltage Duration
between core and earth
between individual cores

18. The cable shall be laid side by side in trench with brick covering on all the three sides.
19. The trench shall be such that sharp bends shall be avoided while laying the cable.
20. The bedding of fine sand under the cable shall be not less than 6 mm. The trench shall be terminated in Manholes with specified size of R.C.C. hume pipes as shown in drawing. Cable markers shall be provided through out the route of cable at 10 mtrs distance.
21. The trenches shall be refilled after the cable are laid and the Ground level shall be done as per original after pressing the same. The cables shall be checked for insulation resistance and continuity tests shall be carried out.

17)MODE OF MEASUREMENT:

17.1 Mode of Measurement for Cable Trench & Cable Tray.

The cable laying shall be measured in rmt. The trenches dug and refilled shall be measured in cu. Mtr. The bricks and sand bedding shall be measured in rmt. The cable trays shall be measured in rmt.

17.2 Mode of Measurement for Cable and Cable End Terminations.

The cables shall be measured in rmt and terminations on unit basis.

7 TECHNICAL SPECIFICATION FOR INTERNAL WIRING.

1) SYSTEM OF WIRING

1. The system of wiring shall consist of PVC insulated copper stranded conductor flexible FRLS wires in metallic / non metallic (Rigid heavy/Medium Duty ISI -marked fire retarded PVC Conduits of minimum 2mm Wall thickness and Sizes of conduits shall be 25 mmdia. conduits for both mains and point wiring and shall be concealed or surface mounted above false ceiling as called for.


2) GENERAL DESCRIPTION

1. Prior to laying and fixing of conduits, the contractor shall mark the conduit route, carefully examine the working drawings prepared by him and approved by the Consultant indicating the layout, satisfy himself about the non interference in the route, sufficiency of number and sizes of conduits, location of junction boxes, sizes and location of switch boxes and other relevant details.
2. Any discrepancy found shall be brought to the notice of the Owner's site representative.
3. Any modifications suggested by the contractor should get written approval before the actual laying of conduits is commenced.
4. In laying of conduits it is important that not more than two right angle bends are provided for each circuit without a pull box.
5. No junction box shall be provided in the entire length of conduit run for drawing of wires.
6. Only switch outlets, lighting fixture outlets, equipment power outlets and socket outlets shall be considered for drawing of wires.

3) LIGHTING & POWER WIRING

1. All final branch circuits for lighting and appliances shall be single conductor/ stranded/ flexible wires run inside conduits.
2. The conduit shall be properly connected or jointed into sockets, bends, and junction boxes.
3. Branch circuit conductor sizes shall be as shown in the schedule of quantities and or drawings.
4. All circuits shall preferably be kept in a separate conduit up to the Distribution Board. No other wiring shall be bunched in the same conduit except those belonging to the same phase.
5. Each lighting branch circuit shall not have more than ten outlets or 800 watts whichever is lower. Each conduit shall not hold more than three branch circuits.
6. Flexible cords for connection to appliances, fans and pendants shall be 650/1100 V grade (three or four cores i.e. with insulated neutral wire of same size) with tinned stranded copper wires, insulated, twisted and sheathed with strengthening cord. Colour of sheath shall be subject to the CLIENT AND/OR ITS ARCHITECT'S approval.
7. Looping system of wiring shall be used. Wires shall not be jointed. Where joints are unavoidable, they shall be made through approved mechanical connectors.
8. No such joints shall be made unless the length of the sub-circuit, sub-main or main is more than the length of the standard coil.
9. Control switches shall be connected in the phase conductors only and shall be 'ON' when knob is down. Switches shall be fixed in 3 mm. thick painted or galvanized steel boxes with cover plates as specified. Cadmium plated brass screws shall be used.
10. Power wiring shall be distinctly separate from lighting wiring. Conduits not less than 25 mm. and wires not less than 1.0 sq.mm. copper shall be used.
11. Every conductor shall be provided with identification ferrules at both ends matching the drawings.

4) TESTING



ALTERATION, MODIFICATION, INTERIOR FURNITURE, ELECTRICAL, FIREFIGHTING, HVAC AND OTHER REFURBISHMENT WORKS AT FIRST FLOOR OF CORPORATE OFFICE BUILDING OF GMDC, VASTRAPUR, AHMEDABAD, GUJARAT.

1. The entire installation shall be tested for:

Insulation resistance.
Earth continuity.
Polarity of single pole switches.

2. All the wiring switch board, outlet points shall be done in a concealed manner in wall & slab in PVC conduit of minimum 25 mm dia. (medium gauge) & with 650v / 1100v grade PVC insulated flexible copper conductor wire.
3. The switches should be modular with moulded cover plates, blank plates for outlet boxes.
4. The accessories, connectors, sockets, should be fixed with brass chrome / cadmium plated machine screw. For fan points the rates should be with hum -free type 300 W regulators as required to complete the point wiring.
5. The wiring shall be as per IS: 732 and IS: 4648. The wiring shall be done in a looping manner so as to avoid junction boxes at any place.
6. All the looping shall be done only in the switchboard and outlet points. The size of the wire shall be as per the specification. Colour code shall be strictly followed.
7. The size of wires shall as follow as per BOQ and as per clients requirements:
8. Light, fans, exhaust fan, 5 Amp. On board plug point, two way light points, bell point etc from switch to outlet.

Phase / Neutral 1.5 m m²
Earth 1.5 m m²

9. From D.B. to switch board – lighting / 5 A socket etc – i.e. circuit mains part of point wiring

Phase / Neutral 2.5 m m²
Earth 1.5 m m²

10. From D.B. to 16A power point etc – i.e. circuit mains part of point wiring

Phase / Neutral 4.0 m m²
Earth 1.5 m m²

11. Separate pipes shall be laid for off wires and circuit mains.
12. Circuit mains of same phase shall be drawn in one pipe with prior permission/discussion with the consultant.
13. Separate phase, neutral and earthing wire of sizes recommended by consultant shall be drawn for each and every circuit mains.
14. Mains for lighting and on board plug points shall be of one-size higher wires than those used in off.

5) COMPUTER WIRING :

1. Wiring for short extensions to outlets in hung ceiling or to vibrating equipments, motors etc., shall be installed in flexible conduits. Otherwise rigid conduits shall be used. No flexible extension shall exceed 1.25 m.

2. Conduits run on surfaces shall be supported on metal 12 mm. thick G.I. pressure saddles which in turn are properly screwed to the wall or ceiling. Saddles shall be at intervals of not more than 500 mm.
3. Fixing screws shall be with round or cheese head and of rust-proof materials. Exposed conduits shall be neatly run parallel or at right angles to the walls of the building.
4. Unseemly conduit bends and offsets shall be avoided by using fabricated mild steel junction/pull through boxes for better appearances.
5. No cross-over of conduits shall be allowed unless it is necessary and entire conduit installation shall be clean and neat in appearance.
6. Conduits embedded into the walls shall be fixed by means of staples at not more than 500 mm. intervals. Chases in the walls shall be neatly made and refilled after laying the conduit and brought to the finish of the wall but the building Contractor will do final finish.
7. Conduits buried in concrete structure shall be put in position and securely fastened to the reinforcement and got approved by the CLIENT AND/OR ITS ARCHITECT, before the concrete is poured.
8. Proper care shall be taken to ensure that the conduits are neither dislocated nor choked at the time of pouring the concrete suitable fish wires shall be drawn in all conduits before they are embedded.
9. Where conduit passes through expansion joints in the building, adequate expansion fittings shall be used to take care of any relative movement.
10. Inspection boxes shall be provided for periodical inspection to facilitate withdrawal and removal of wires. Such inspection boxes shall be flush with the wall or ceiling in the case of concealed conduits. Inspection boxes shall be spaced at not more than 12 meters apart or two 90° solid bends or equal.
11. All junction and switch boxes shall be covered by 6 mm clear plate. These junction boxes shall form part of point wiring or conduit wiring as the case may be including the cost of removing the cover for painting and re-fixing. No separate charges shall be allowed except where specially mentioned.
12. Conduits shall be free from sharp edges and burrs and the threading free from grease or oil. The entire system of conduits must be completely installed and rendered electrically continuous before the conductors are pulled in. Conduits should terminate in junction boxes of not less than 32 mm. deep.
13. An insulated earth wire of copper rated capacity shall be run in each conduit.

The point definition shall be Conduiting and wiring from D.B. to S.B. and there from to final outlet point including switches and accessories, junction boxes, fan boxes, zarri work with cement –sand etc of approved make.

6) CONDUCTORS

1. All PVC insulated copper conductor flexible FRLS wires shall conform in all respects to Standards as listed under sub-head Indian Standards and shall be IS approved and ISI marked.

7) BUNCHING OF WIRES

1. Wires carrying current shall be so bunched that the outgoing and return wires are drawn into the same conduit.

2. Wires originating from two different phases shall not run in the same conduit. All wires shall have ferrules for identification.
3. Lighting and power circuits shall be separate. Each Power/ Light Circuit's Neutral shall be individual per Circuit and shall not be looped from any other Circuit.

8) LOAD BALANCING

1. Balancing of circuits in three phase installation shall be as planned by the Consultants in the tender drawings and shall be checked by the contractor before the commencement of wiring and shall be strictly adhered to.

9) COLOUR CODE OF CONDUCTORS

1. Colour code shall be maintained as indicated by the Consultant for the entire wiring installations. Red, yellow, blue shall be for three phases, black for neutral and green with yellow band shall be for earthing.

10) WORKMANSHIP

Drawing Conductors

1. The drawing and jointing of PVC insulated copper conductor wires shall be executed with due regard to the following precautions.
2. While drawing wires through conduits, care shall be taken to avoid scratches and kinks which may cause breakage of conductors.
3. There shall be no sharp bends. Wire reel stands to be used for pulling of wires to avoid kinks.
4. Care shall be exercised while drawing the wires from reels, by taking appropriate measures to ensure that wires are not spread on ground, causing dust and dirt accumulation on the new wires.
5. Maximum permissible number of 1100 volt grade PVC insulated wires that may be drawn into rigid non metallic or PVC Conduits are given below:

Size of wires Nominal Cross Section Area (Sq. mm.)	Maximum number of wires within conduit size(mm)				
	20	25	32	40	50
1.5	7	12	16	--	--
1.5	5	10	14	--	--
4	4	8	12	--	--
6	3	6	8	--	--
10	--	4	5	6	--
16	--	3	3	6	6
25	--	--	2	4	6
35	--	--	--	3	5

6. Insulation shall be removed by insulation stripper only. Few Strands of wires shall not be cut/reduced for convenience in connecting into terminals.
7. The terminals shall have sufficient cross sectional area to take all strands and it's connecting brass screws shall have flats ends.

8. All looped joints shall be connected through terminal block/connectors. The pressure applied to tighten terminal screws shall be just adequate, neither too much nor too less. All light points shall be terminated through a connector.
9. Only licensed wiremen (Before doing the work or before appointing him on site contractor has to submit his wiring licence to Owner) and cable jointers shall be employed to do jointing work.
10. Before entrusting cable jointing work to any technician, or before appointing Cable Jointers or Wiremen on Site, Contractor has to submit such Technicians' / Wireman's / Cable Jointer's licence to Owner.
11. All wires and cables shall be embossed with the manufacturer's label with ISI mark and shall be brought to site in original packing. For all internal wiring. PVC insulated wires of 1100 volts grade (FRLS) shall be used.
12. The sub-circuit wiring for point shall be carried out in loop system and no joints shall be allowed in the length of the conductors.
13. No wire shall be drawn into any conduit until all defective work of conduit installation of any nature that may cause injury to wire is completed.
14. Care shall be taken while pulling out the wires so that no damage occurs to conduits/wire itself, the conduits shall be thoroughly cleaned of moisture, dust, dirt or any other obstruction.
15. The minimum size of PVC insulated copper conductor wires for all sub-circuit wiring for light points shall be minimum 1.0 sq.mm copper. Separate neutral to be pulled for each circuit.
16. Conduits shall be kept at a minimum distance of 100 mm. from the pipes of other non-electrical services. And maintain minimum 300 mm distance between telephones, TV & Computer piping.
17. Separate conduits/raceways shall be used for following points as applicable and as requirements of site conditions:
 - 17.1 Normal lights and 5 A 3 pin sockets on lighting circuit.
 - 17.2 Separate conduit shall be laid from D.B. to switch board.
 - 17.3 Power outlets - 15 A 3 pin 20 A/30 A, 2 pin scraping earth metal clad sockets.
 - 17.4 Emergency lighting.
 - 17.5 Telephones.
 - 17.6 Fire alarm system.
 - 17.7 Public address system & Music system.
 - 17.8 For all other voltages higher or lower than 230 V.
 - 17.9 T.V. Antenna.
 - 17.10 Water level guard.

11) FISH WIRE

1. To facilitate subsequent drawing of wires in the conduit, GI fish wires of 1.0 mm (14 SWG) shall be provided along with the laying of recessed conduit.

12) MODE OF MEASUREMENT

1. The items shall be measured on unit basis or on mtr basis as per BOQ.

8 TECHNICAL SPECIFICATION FOR LIGHT FIXTURES & ACCESSORIES.

1) SCOPE :

- 1 The scope of work shall cover the supply, installation and testing of various types of LED light fixtures.

2) STANDARDS :

The following standards and rules shall be applicable :

- (a) IS 3646 - 1960 Code of practice for interior illuminator.
 - (b) IS 1913 - 1978 General and Safety requirements for electric lighting fittings.
 - (c) Indian Electricity Act and Rules issued there under.
- 1 All codes and standards mean the latest. Where not specified otherwise the installation shall generally follow the Indian Standard Code of Practice or the relevant British Standard Code of Practice in the absence of Indian Standard.

3) DRAWINGS AND DATA:

As per of the proposal the bidder furnish relevant descriptive and illustrative literature on lighting fixtures and accessories and following drawings/ data for the respective lighting fixtures :-

- i) Dimensional Drawings.
- ii) Mounting details cable entry facilities and weights.
- iii) Light distribution diagrams (Zonal & Isokandora)
- iv) Light absorption and utilisation factors.
- v) Lamp output V/S temp. curves.

4) WORKMANSHIP:

- The fixture shall be installed on wall / ceiling as directed and as per manufacturer's instruction, with necessary accessories for surface, concealed, suspended from ceiling, bracket mounting etc.
- The job also includes connection of fixture with respective outlet point with heat resistant wires through heat resistance sleeve and PVC connector. The exhaust fan shall be installed complete with M.S. angle iron mounting frame/ ring, G.I. louvers, wire mesh and plug at the end of the cord including wiring & earthing etc. Proper earthing shall be provided to the fixtures.

5) MODE OF MEASUREMENT:

The unit rate shall be considered for fitting one fixture. The rate shall include following

- 1 All fixing accessories, mounting bracket, ballast condensers and control gear wherever applicable.
- 2 Supplying and fixing Ball and socket joints wherever required.

- 3 Earthing of fittings.
- 4 Electrical connections to fittings/fans from the junction box/ceiling rose.
- 5 Installation and interconnection of Electronic regulators for ceiling fans.
- 6 Supplying and fixing 300 mm. GI down rod for ceiling fans.

9 TECHNICAL SPECIFICATION FOR EARTHING SYSTEM.

1) GENERAL DESCRIPTION

1. All the non-current carrying metal parts of the electrical installation and mechanical equipments shall be earthed properly.
2. The metal conduits, trucking, cables armour and sheath, electric panels' boards, lighting fixtures, ceiling and exhaust fan and all other parts made of metal shall be bonded together and connected by means of specified earthing system.
3. An earth continuity conductor shall be installed with all the feeders and circuits and shall be connected from the earth bar of the panel boards to the conduit system, earth stud of the switch box, lighting fixture, earth pin of the socket outlets and to any metallic wall plates used.
4. All the enclosures of motors shall be also connected to the earthing system.

2) SCOPE OF WORK

1. The scope of work shall cover supply, laying, installation, connecting, testing and commissioning of:
 - 1.1 Earthing station.
 - 1.2 Earthing Aluminium/copper strips from earthing station to equipotential bar.
 - 1.3 Earthing Aluminum / copper strips / wires from equipotential bar to lay feeder mains and circuit to connect power panels, DBs, switchboards etc.
 - 1.4 Bonding of Non-current carrying parts, and metallic parts of the electrical installation.

3) STANDARDS

1. The following standards and rules shall be applicable:

- 1) IS: 3043 - 1987 Code of practice for Earthing.
- 2) Indian Electricity Act and Rules

All codes and standards mean the latest. Where not specified otherwise the installation shall generally follow the Indian Standard Code of Practice or the British Standard Codes of Practice in absence of Indian standard.

4) TYPE OF EARTHING STATION

PLATE EARTHING STATIONS

1. The equipment neutral earthing shall be with Cast Iron plate earthing station, Cast Iron Earth plate shall be 30 x 30 x 0.35 mm for earthing.
2. The earth resistance shall be maintained with suitable soil treatment.
3. The resistance of each earth station should not exceed 1 ohm.
4. The earth lead shall be connected to the earth plate through Hot Dip G.I. bolts.
5. The earthing conductors shall be of copper strip in case of GI earthing.
6. G.I. pipe with funnel of approved quality shall be used for watering the earthing electrodes / stations.
7. The block masonry chamber with chequered plate shall be provided for housing the funnel and the pipe for watering the earthing electrodes / stations.
8. The hardware and other consumables for earthing installation shall be of copper/bras in case of copper earth plate and shall be hot dip galvanised iron material in case of G.I. earth plate,.
9. Test link / test pit cover through chequered plate.

PIPE ELECTRODE EARTH STATION

1. The earth station shall be as shown on the drawing and shall be used for equipment earth grid and/or street light pole earthing.
2. The earth electrode shall be 150 cms long 1.5 cms dia class "A", Galvanised iron pipe.
3. The earth resistance shall be maintained with a suitable soil treatment as shown on the drawing.
4. The resistance of each earth station should not exceed 1 ohm.
5. The earth lead shall be fixed to the pipe with a nut and safety set screws. The clamp shall be permanently accessible.
6. The earthing grid and the earthing conductor shall be hot dip Galvanised iron strips of the size as shown in the drawing.
7. G.I. pipe with funnel of approved quality shall be used for watering the earth electrode \ station.
8. The block masonry chamber with chequered plate shall be provided for housing the above referred funnel and pipe.
9. The hardware and other consumables for earthing installation shall be hot dip Galvanised iron material as shown on the drawing.

CHEMICAL PIPE-IN-PIPE EARTHING

1. The substation earthing shall be with copper plate earthing station unless otherwise specified & earthen pit of minimum bore dia. 225mm size ASH or approved make Safe Earthing Electrode consisting Pipe-in-Pipe Technology as per IS 3043-1987 made of corrosion free G.I.Pipes.
2. The earthing station shall be as shown on the drawing. The two earth electrodes shall be 80mm & 40 mm dia GI pipes plate. The earth resistance shall be maintained with a suitable crystalline conductive materials and back fill compound.
3. The resistance of each earth station should not exceed 1 ohms.
4. The earth lead shall be connected to the earth pipe through copper/brass bolts.
5. The pipe-in –pipe earth station shall be as shown on the drawing and shall be used for equipment protective earth grid.
6. The earth electrodes shall be galvanized pipes 3.0 long with outer pipe 80 mm dia & inner pipe 40 mm dia. The outer pipe shall be plated with 80-200 microns & inner pipe shall be plated with 200-250 microns with connection terminal dia of 14 mm.
7. Crystalline Conductive material-Mixture of nature minerals and a chemical compound, highly conductive and non corrosive, which prevents the inner pipe from corrosion and dissipates the current evenly.
8. Back fill compound - Moisture retaining compound having 13 times more (Hygroscopic) water retaining capacity than its dry volume & shall be 2 bags of 25 kgs.
9. The earth lead shall be fixed to the pipe with a clamp and safety set screws. The clamps shall be permanently accessible.

5) WORKMANSHIP

INSTALLATION AND CONNECTION

1. The plate/pipe electrode, as far as practicable, shall be buried below permanent moisture level but in no case less than 3 M below finished ground level.
2. The plate/pipe electrode shall be kept clear of the building foundation and in no case, it shall be nearer by less than 2 M from outer face of the respective building wall / column.
3. The plate electrode shall be installed vertically and shall be surrounded with 150 mm. thick layers of Charcoal dust and Salt mixture.
4. 20 mm. dia. G.I. pipe for watering, shall run from top edge of the plate / pipe electrode to the mid level of block masonry chamber.
5. Top of the pipe shall be provided with G.I. funnel and screen for watering the earth / ground through the pipe.

6. The funnel with screen over the G.I. pipe for watering to the earth shall be housed in a block masonry chamber as shown in the drawing.
7. The masonry chamber shall be provided with a Cast Iron hinged cover resting over the Cast Iron frame which shall be embedded in the block masonry.
8. Construction of the earthing station shall in general be as shown in the drawing and shall conform to the requirement on earth electrodes mentioned in the latest edition of Indian Standard IS : 3043, Code of Practice for Earthing Installation.
9. The earth conductors (Strips / Wires, Hot dip G.I.) inside the building shall properly be clamped / supported on the wall with Galvanised Iron clamps and Hot Dip GI screws / bolts. The conductors outside the building shall be laid atleast 600 mm. below the finished ground level.
10. The earth conductors shall either terminate on earthing socket provided on the equipment or shall be fastened to the foundation bolt and / or on frames of the equipment. The earthing connection to equipment body shall be done after removing paint and other oily substances from the body and then properly be finished.
11. Over lapping of earth conductors during straight through in joints, where required, shall be of minimum 75mm. long.
12. The earth conductors shall be in one length between the earthing grid and the equipment to be earthed.

EARTH LEADS AND CONNECTIONS

1. Earth lead shall be bare copper or Galvanised steel as specified with sizes shown on drawings. Copper lead shall have a phosphor content of not over 0.15 %. Galvanised steel buried in the ground shall be protected with bitumen and hessian wrap or polythene faced hessian and bitumen coating. At road crossing necessary hume pipes shall be laid. Earth lead run on surface of wall or ceiling shall be fixed on saddles so that strip is atleast 8 mm away from the wall surface.
2. The complete earthing system shall be mechanically and electrically bonded to provide an independent return path to the earth source.
3. Wherever crossing is required, earthing jumper shall be of insulated wires.

EQUIPMENT EARTHING

1. All apparatus and equipment transmitting or utilising power shall be earthed in the following manner. Copper /G.I. earth strips/wires shall be used unless other-wise indicated in the Schedule.

6) TEST

1. The entire earthing installation shall be tested as per requirements of Indian Standard Specification IS: 3041.


2. The following earth resistance values shall be measured with an approved earth megger and recorded.
 - 2.1 Each earthing station
 - 2.2 Earthing system as a whole
 - 2.3 Earth continuity conductors
3. Earth conductor resistance for each earthed equipment shall be measured which shall not exceed 1 ohm in each case.
4. Measurements of earth resistance shall be carried out before earth connections are made between the earth and the object to be earthed.
5. All tests shall be carried out in presence of the consultant / client.

7) MODE OF MEASUREMENT

1. Provision of earthing station complete with excavation, electrode, watering pipe, soil treatment, masonry chamber with cast iron cover etc. shall be treated as one unit of measurement.
2. The following items of work shall be measured and paid per unit length covering the cost of the earth wires / strips, clamps, labour etc.
 - a) Main equipment earthing grid and connection to the earthing station.
 - b) Connection to the switch board, power panels, DB etc.
3. The cost of earthing the boq items shall become part of the cost of the item itself and no separate payment for earthing shall be made.

10 TECHNICAL SPECIFICATION FOR LIGHTNING PROTECTION SYSTEM.

- ❖ Advanced lightning Protection System– Based on NBC-2016.
- ❖ This system contains three type of system which is done by Mesh Method, Protective Angle Method & Protection Sphere Method.
- ❖ First of all Risk Assessment calculation is done to calculate the risk of Lightning Stroke which concludes whether the lightning Protection System is needed or not.
- ❖ After concluding that the system should be installed, based upon the risk parameters & type of building , Level of Lightning Protection is defined as per the type of loss if lightning Protection Occurs.
- ❖ Based on the risk assessment if protection is necessary, lightning protection is divided into four levels (LPL I to IV) which helps in designing and implementing protection measures for an economical implementation.
- ❖ LPL I provides the maximum protection and is expensive, whereas, LPL IV provides the least protection and is less expensive. Recommended lightning protection level (LPL) for typical buildings is given in NBC Vol-2 ,Table 5 ,Clause (11.3.4) for guidance.
- ❖ Air-termination components installed on a structure shall be located at corners, exposed points edges (especially on the upper level of any facades) in accordance with one or more of the following methods
 - Protection angle method;



ALTERATION, MODIFICATION, INTERIOR FURNITURE, ELECTRICAL, FIREFIGHTING, HVAC AND OTHER REFURBISHMENT WORKS AT FIRST FLOOR OF CORPORATE OFFICE BUILDING OF GMDC, VASTRAPUR, AHMEDABAD, GUJARAT.

- Rolling sphere method; and
 - Mesh method.
-
- ❖ The protection angle method is suitable for simple shaped buildings but it is subject to limits of air-termination height indicated in NBC Vol-2 ,Table 6. The mesh method is a suitable form of protection where plane/pitch roof surfaces are to be protected.
 - ❖ Mesh is done by 8 mm dia Aluminium Conductor & Mesh size is considered as per given table as per appropriate Level as per Table-6 of Protection and similarly the distance between rods is kept at the edges as per NBC Vol-2 ,Table 7.
Down conductors here used is 8 mm dia Aluminium Conductor to LPS earthing at Ground level

HVAC TECHNICAL SPECIFICATIONS

VARAIBLE REFRIGERANT FLOW SYSTEM

(1) SCOPE :

- The Scope of this section comprises the supply, erection, testing and commissioning of Variable Refrigerant Volume Air conditioning unit, conforming to these Specifications and in accordance with requirements of drawings and of the bill of Quantities.

(2) SHEET METAL DUCTING

Material

The material for various applications of air ducting shall be as follows :

Application	Material
1) Ducting for Air-conditioning	Cold rolled sheets continuous galva-nised with a zinc coating of 120 g/sqm both sides inclusive to IS 277-1977.
2) Duct for ventilation & Exhaust	- Do -
3) Kitchen Exhaust	C.R.C.A. Sheet
4) Supports & duct flanges	Mild steel structural steel sections
5) Gasket	Foamed rubber 3.2 mm
6) Bonding	Mastic sealant

All galvanised plain sheets shall be reasonably flat and free from twist. The zinc shall be clean, even and free from galvanised spots. Sheets shall not crack or peel during bending or fabrication. All sheets shall be procured from approved manufacturers.

(3) FABRICATION

All ducts for air-conditioning and ventilation shall be rectangular in cross-section and fabrication in accordance with the following table :

Maximum size (mm)	Minimum thickness (mm)	Transverse Joints	Reinforcement
Upto 400	0.63	25 mm pocket/s slip	Cross Break
401 to 600	0.63	25 x 25 x 3.2 mm Companion flanges	25x25x3.2 mm Girth angles @ 1200
601 to 800	0.80	25 x 25 x 3.2 mm Companion flanges	25x25x3.2 mm Girth angles @ 1200
801 to 1000	0.80	40 x 40 x 4 mm Companion flanges	25x25x3.2 mm Girth angles @ 900
1000 to 1500	1.00	40 x 40 x 4mm Companion flanges	40 x 40 x 4 mm Girth angles @ 760
1501 to 2250	1.00	50 x 50 x 6 mm Companion flanges	40 x 40 x 4 mm Girth angles @



ALTERATION, MODIFICATION, INTERIOR FURNITURE, ELECTRICAL, FIREFIGHTING, HVAC AND OTHER REFURBISHMENT WORKS AT FIRST FLOOR OF CORPORATE OFFICE BUILDING OF GMDC, VASTRAPUR, AHMEDABAD, GUJARAT.

			760
2251 & above	1.25	50 x 50 x 6 mm (2 x 2 x 1/4") Companion flanges	50 x 50 x 4 mm Girth angles @ 760

In odd positions, the ducts shall be fabricated to suit the conditions, with the specific approval of the Engineer-in-charge.

Girth angles and companion flanges shall be mitered and welded at corners and riveted to duct sheets at 75 mm centres. Flanged joints shall be made with 9.5 mm GI bolts spaced at 100 mm centres and provided with 3.2 mm foamed rubber gasket. All joints and seams shall be rendered air tight with approved sealant. Duct panels are not to be cross-broken, if insulated. Longitudinal seams shall be inside groove or Pittsburgh type.

Standard elbows with a R/D ratio of not less than 1.25 shall be used as far as possible. Where space restrictions do not permit use of standard radius elbow with lesser R/D ratio square elbow with equally space double thickness vanes may be used.

All duct fabrication and installation shall conform to the extent modified herein, to the SMACNA standard for Low Pressure Duct Construction. Length of taper ducts shall be at least four times the maximum size difference between the ends.

All duct lining for acoustic insulation shall be carried out as specified under sec "NOISE & VIBRATION" before the duct is installed in position.

(4) ACCESSORIES

Air turning devices shall be provided at least for first four outlet collars after every elbow and at all non-split branch take offs. Turning blades shall be fabricated out of 0.8 mm (22 SWG) thick G.S sheets and equally spaced on side runner to be riveted/bolted to duct sheets.

Splitter dampers shall be installed in branches wherever split takes place. Louvres dampers shall be provided in all branches. Any duct feeding more than four outlets shall be regarded as a branch and louvre dampers provided whether shown or not.

Splitter dampers shall consist of double thickness air foil blades hinged at the down streams edge. The operation rod shall terminate outside of the duct and insulation, and an air tight hub and locking set screw shall be provided. Damper blade thickness shall be the same as the duct in which it is installed but not less than 1.5 mm (16G). Entire splitter damper shall be enclosed in a sheet steel ducting with flanges at both ends aligning with main run of ducting. The enclosure shall be made of sheets one size larger than the corresponding duct.

Louvre dampers shall be multi-blade type with opposed blades or parallel blades of air foil construction. Blades shall be 250mm max. width and 1200mm maximum length mounted in a 50 mm channel frame. Blades shall be connected with suitable linkage for gang operation by an operating rod extending beyond the frame and insulation if any and terminating in a locking quadrant with damper position indicator. Damper larger than 1200 mm in width shall be furnished in multiple sections. Dampers shall be enclosed in a sheet steel box with thickness one size larger than the corresponding duct with flanges at both ends. The damper shall rotate in bronze bushes.

Fire dampers shall be rated for 2 hours fire resistances according to BSS 476-I/1953. Damper shall be single blade (butterfly) with central pivot extending into the actuator housing. The damper together with actuator housing shall be certified by an appropriate testing authority for its fire resistance. The damper and the actuator housing shall fit into the fire rated wall.

The damper shall be actuated by a fusible element set for 70 deg C (158 deg F) fusing temperature or a motor actuator. Actuators shall be operable from 230 VAC 50 HZ source of supply. A manual adjusting handle shall also be provided in the actuator housing which should be accessible without dismantling the ducting. Fire dampers shall be located

wherever shown. An access door in the duct shall be provided as shown on drawings. 400 x 400 mm access panel stud bolted with a rubber gasket shall be provided adjacent to splitter, fire, louver dampers or any other duct enclosed device.

Duct supports shall be as follows:

Duct perimeter (mm)	Support	Location
Upto 1800	40 x 40 x 3 mm MS angle with 9mm tie rod	At Transverse Joints
Over 1800 to 2500	40 x 40 x 6 mm MS angle with 12.5mm tie rod	At Transverse Joints
Over 2500	50 x 50 x 6 mm MS angle with 15mm tie rod	At Transverse Joints

Additional supports wherever considered necessary by the Engineer-in-charge shall be provided. Supports shall be taken from steel members grouted in the RCC work and fixing of steel members shall involve minimum damage. The entire supporting system shall be met with the approval of the Engineer-in-charge.

All duct supports, flanges, hangers shall be hot-dip galvanized before installation.

Where ducts are connected to the wall, such connections shall be made through galvanized steel frame fixed to the wall through suitable shear fasteners. Ducts connecting to air moving apparatus shall be through 15 OZ mildew resistant double canvas as directed by the Engineer. On all circular spigots the flexible material is to be screwed or clipband with adjustable screw or toggle fitting. For rectangular ducts the materials is to be flanged and bolted with a backing flat or bolted to mating flange with backing flat.

The flexible connection shall not be less than 75mm and not more than 200mm.

(05) ACCOUSTIC INSULATION


All discharge and return ducts connected to Air handling units and fan coil units shall be acoustically insulated for distance as shown. In the case of fan coil units the discharge duct may be perforated with 3 mm dia @ 5mm staggered perforations and make an outer wrapping of insulation. The insulation shall be covered with Fibre glass tissue.

(06) VRF PIPING

Installation, testing and commissioning including vacuumization and Nitrogen testing of following nominal sizes of soft/hard drawn copper refrigerant piping for VRV system, complete with fittings, with suitable adjustable ring type hanger supports, jointing/brazing including accessories, insulated with XPLE Class-0 tubular insulation/with Class-0 closed cell elastometric nitrile rubber tubular sleeves sections of specified thickness as given below for Suction and Liquid lines, all accessories as per specifications etc with necessary refrigerant joint as required, shall be as per BOQ.

(07) DX SYSTEM :

Inverter based approved make split air-conditioning unit consisting of condensing unit with variable speed fan motor, inverter type hermetically sealed rotary compressor with accessories etc. duly connected separately erected evaporating unit and blower motor with its accessories by means of extra supplied proper insulated copper tubing, drain PVC pipes suitable for (cost includes Eco Friendly green gas charging and 15A plug top & Remote Control & MS Stand) with necessary core cutting.



ALTERATION, MODIFICATION, INTERIOR FURNITURE, ELECTRICAL, FIREFIGHTING, HVAC AND OTHER REFURBISHMENT WORKS AT FIRST FLOOR OF CORPORATE OFFICE BUILDING OF GMDC, VASTRAPUR, AHMEDABAD, GUJARAT.

Note:

- For all type of Sub Estimate work, The rate shall include the cost of all materials, labour, scaffolding, transport , tools , tackles , hardware's , accessories , core cutting , finishing , including As built drawing , shop drawing, etc. to complete the whole work satisfactorily as per instruction of Architect/Client. No extra payment will be given for any of the reasons.
- Work complete including all necessary material, hardware and fittings, loading, unloading, transportation, placing at all floors and for all leads, all accessories as described in item description. Work complete as per the detailed drawing and instruction of Architect/Client.
- Before proceeding for the execution of the furniture, the contractor will take prior approval for the basic structure of all the furniture items as well as the finishing approval from the architect.
- The Contractor shall submit As-built drawing with necessary soft copy.
- Buyback items: The client reserves the right for handover of any buy back items to bidder without assigning any reason thereof. The client reserves the right for any decision. The Qty may vary for any buy back item as per actual site conditions. Work including all type of labour, tools, tackles, transportation etc as per instruction by Client / Architect.