



## GUJARAT MINERAL DEVELOPMENT CORPORATION LTD

(A Govt. of Gujarat Enterprise)  
CIN: L14100GJ1963SGC001206  
GST :24AAACG7987P1ZT

**Tender No. – 21/BVN/ Construction-Addition-Alteration-Interior/2022**

### **Work of**

**Construction of VIP Guest House, Renovation & interior furnishing for Project office, VTC, sales & Record room, Toilet block, New construction for Main gate building with external development at GMDC Campus, Bhavnagar, Gujarat.**

### **TECHNICAL BID-III**

### **TECHNICAL SPECIFICATION OF NON-SOR ITEMS**

## **GUJARAT MINERAL DEVELOPMENT CORPORATION LTD (GMDC)**

**Khanij Bhavan,  
Near University Ground, 132 feet Ring Road,  
Vastrapur, Ahmedabad-380 052  
Phone : (079) 27913200, 27913501  
Fax No : (079) 27911540  
Email: [civil@gmdcltd.com](mailto:civil@gmdcltd.com)  
Website: [www.gmdcltd.com](http://www.gmdcltd.com)**

**Note: Work complete including all necessary material , hardware and fittings , loading, unloading, transportation, placing at all floors and for all leads, all accessories as described in item description. Work complete as per the detailed drawing and instruction of Architect/Client.**

**Providing and fixing furniture as per given concept images and designs by Architect. Contractor shall provide mock-up sample of each items in sequence of approval structure to finishing level before final installation at site If any modification during mock-up accrue as per site condition contractor will not charge extra charges for mock-up samples.**

## **TECHNICAL SPECIFICATION OF NON-SOR ITEMS**

**Item No 10 : Remove of existing sanitary fittings & vessals like basin counter, wash basin, w.c. pan, Indian and Europeon type flushing tank , all type of cock, accessories, all pipe, terrace's services pipeline etc. including stacking of the materials with all lead and lift. As per existing site conditions work complete as per the instruction of EIC.**

### **1. Workmanship:**

- Remove of existing toilet sanitary fittings & vessals like basin counter, wash basin, W.C. pan, Indian and European type flushing tank, all type of cock, accessories, all pipe, terrace's services pipeline, accessories etc as per instruction of EIC. Work complete including all types of tools, tackles, labour etc complete at any level and height.

### **2. Measurements:**

- The rate shall be consolidated for all above items.
- The rate shall include the cost of all labour, scaffolding, etc. to complete the whole work satisfactorily as per instruction of EIC.
- No extra payment will be given for any of the reasons.
- The work done shall be measured in per toilet. The rate shall be for a unit of one Toilet.

**Item No 17: Filling, with good quality Cinder, as and where directed by the Architect & EIC, in sunk and other required area in layers of required thickness, including watering, ramming, consolidating well etc. complete, as directed.**

### **1. Material:**

- All type of material for shall be used as per approved make list and confirming to relevant IS codes and approved by Architect/Client.

### **2. Workmanship:**

- Work complete as per above specification.
- Work complete including all types of tools, tackles, labour etc complete at any level and height.
- The whole work is to be completed as per design; sample material & any other requirement shall be as per instruction of Architect/Client.

### **3. Measurements:**

- The rate shall be consolidated for all above items.

- The rate shall include the cost of all materials, labour, scaffolding etc. to complete the whole work satisfactorily as per instruction of Architect/Client.
- No extra payment will be given for any of the reasons.
- Rate to be inclusive of all material, wastage, necessary tools tackles etc for fixing at all heights and for all floors.
- The work done shall be measured in Cum for area of work done. The rate shall be for a unit of one Cum.

**Item No: 32: Interior paint for wall & Ceiling: Providing & laying of three coats with Royale luxury Emulsion paint (soft sheen, with teflon paint) of Asian Paint or equivalent approved brand in shades and colour as directed on wall surfaces to give an even shade incl. scaffolding to at any height with all labour and material after thoroughly brushing the surface & making free from mortar droppings and other foreign matter including surface preparation etc. complete. Including cost of all type of tools, tackles, all labour, materials, transportation, cleaning, at all floor, all level, all depth, all Height, all lead and lift, performance warranty certificate etc. work complete as per the detailed drawing, approved sample, specifications and instruction of Architect/EIC. Sample mock shall be approved from Architect/EIC.**

### 1. Materials

- Interior paint shall be used as per sample approved by Architect/ EIC.
- All type of material shall be used for work as per approved make list and confirming to relevant IS codes and approved by Architect/ EIC.
- Royale luxury Emulsion paint of Asian Paint

### 2. Workmanship:

- **Scaffolding:** Wherever scaffolding is necessary it shall be erected in such a way that as far as possible on part of scaffolding shall rest against the surface to be colour washed. A properly secured strong and well tied suspended platform (Zoola) may be used for painting. Where ladders are used, pieces of old gunny bag shall be tied at top and bottom to prevent scratches to the floors and walls. For paint of ceilings proper stage scaffolding shall be erected where necessary.
- **Preparation of surface:** The substrate must be sound, clean, dry, free from dust, oil, grease and laitance etc. All traces of release agents must be removed. On chalky and dusty surfaces, all loose material must be removed by stiff bristle brushing. The primer / paint application is to be done with the rollers. Rate shall be including crack filling and levelling as per manufacturer's specification.
- **Application:** Applying 3 (three) coats with Royale luxury Emulsion paint, scaffolding to at any height with all labour and material thoroughly brushing the surface free from mortar droppings and other foreign matter and sand prepared smooth etc. complete.
- **Precautions:** Splashes on floors etc. shall be cleaned out without delay as they will be difficult to remove after hardening. Washing of surfaces treated with Paints shall not be done within 3 to 4 weeks of application.
- The whole work is to be completed as per design; sample material & any other requirement shall be as per instruction of EIC/Architect.
- Rate shall be including of crack filling and levelling as per manufacturer's specification.

### 3. Measurements:

- The rate shall be consolidated for all above items.
- The rate shall include the cost of all materials, finishing, labour, scaffolding etc. to complete the whole work satisfactorily as per instruction of EIC/Architect.
- No extra payment will be given for any of the reasons.
- Rate to be inclusive of all material, wastage, necessary tools tackles etc for fixing at all heights and for all floors. Area shall be measured & paid in Square Meter.

**Item No 33: Exterior Paint : Providing & Finishing outer walls with Apex ultima luxury exterior emulsion paint in 2 coats paint + 2 coat primer with approved brand & manufacture to give an even and smooth shade of color of approved shade after thoroughly cleaning the walls by water and brushing to remove all dirt and remains of loose materials, up to all level above plinth complete ,scaffolding to any height ,curing etc complete. Including cost of all type of tools, tackles, all labour, materials, transportation, cleaning, at all floor, all level, all depth, all Height, all lead and lift , performance warranty certificate etc. work complete as per the detailed drawing, approved sample, specifications and instruction of Architect/EIC. Sample mock shall be approved from Architect/EIC.**

**1. Materials:**

- Exterior paint shall be used as per sample approved by EIC/Architect.
- All type of material shall be used for work as per approved make list and confirming to relevant IS codes and approved by EIC/Architect.

**2. Workmanship:**

- **Scaffolding:** Wherever scaffolding is necessary it shall be erected in such a way that as far as possible on part of scaffolding shall rest against the surface to be colour washed. A properly secured strong and well tied suspended platform (Zoola) may be used for painting. Where ladders are used, pieces of old gunny bag shall be tied at top and bottom to prevent scratches to the floors and walls. For paint of ceilings proper stage scaffolding shall be erected where necessary.
- **Preparation of surface:** The substrate must be sound, clean, dry, free from dust, oil, grease and laitance etc. All traces of release agents must be removed. On chalky and dusty surfaces, all loose material must be removed by stiff bristle brushing. The primer / paint application is to be done with the rollers. Rate shall be including crack filling and levelling as per manufacturer's specification.
- **Application:** Wall painting two coats with low VOC Jotashield Colour Xtreme of Jotun or equivalent approved brand in any shades and colour as directed on wall surface to give an even shade including applying of a one coat of Acrylic Emulsion Primer Sealer or equivalent and two coats of paint, scaffolding to at any height with all labour and material thoroughly brushing the surface free from mortar droppings and other foreign matter and sand prepared smooth etc. complete.
- **Precautions:** Splashes on floors etc. shall be cleaned out without delay as they will be difficult to remove after hardening. Washing of surfaces treated with Paints shall not be done within 3to4weeks of application.
- The whole work is to be completed as per design; sample material & any other requirement shall be as per instruction of EIC/Architect.
- Rate shall be inclusive remove of existing paint, Putty work as per manufacturer specification & instruction 1) Low VOC content. 2) Crack Bridging ability upto 0.3 mm. 3) 100% pure acrylic emulsion 4) Anti-Carbonation concrete protection 5) Very Low Flame spread 6) Reduce temperature upto 5 degree cen 7) 12 yrs performance warranty. Note : 1 Coat of Primer+2 Coats of Top coats ( At all floor)

**3. Measurements:**

- The rate shall be consolidated for all above items.
- The rate shall include the cost of all materials, finishing, labour, scaffolding etc. to complete the whole work satisfactorily as per instruction of EIC/Architect.
- No extra payment will be given for any of the reasons.

Rate to be inclusive of all material, wastage, necessary tools tackles etc for fixing at all heights and for all floors. Area shall be measured & paid in Square Meter.

**Item No: 34: Exterior Texture Paint (Apex Ultima Allura Torino of Asian Paint code - PRODUCT CODE 5417): Providing and applying Stone finish Exterior Texture Paint in 2 coats paint + 1 coat primer with approved brand & manufacture to give an even and smooth shade of color of approved shade after thoroughly cleaning the walls by water and brushing to remove all dirt and remains of loose materials, up to all level above plinth complete ,scaffolding to any height ,curing etc complete. Including cost of all type of tools, tackles, all labour, materials, transportation, cleaning , at all floor, all level, all depth, all Height, all lead and lift, performance warranty certificate etc. work complete as per the detailed drawing, approved sample, specifications and instruction of Architect/EIC. Sample mock shall be approved from Architect/EIC.**

**1. Materials:**

- Texture Paint shall be used as per sample approved by EIC/Architect.
- All type of material shall be used for work as per approved make list and confirming to relevant IS codes and approved by EIC/Architect.

**2. Workmanship:**

- **Scaffolding:** Wherever scaffolding is necessary it shall be erected in such a way that as far as possible on part of scaffolding shall rest against the surface to be colour washed. A properly secured strong and well tied suspended platform (Zoola) may be used for painting. Where ladders are used, pieces of old gunny bag shall be tied at top and bottom to prevent scratches to the floors and walls. For paint of ceilings proper stage scaffolding shall be erected where necessary.
- **Preparation of surface:** The substrate must be sound, clean, dry, free from dust, oil, grease and laitance etc. All traces of release agents must be removed. On chalky and dusty surfaces, all loose material must be removed by stiff bristle brushing. Rate shall be including crack filling and leveling as per manufacturer's specification.
- **Precautions:** Splashes on floors etc. shall be cleaned out without delay as they will be difficult to remove after hardening. Washing of surfaces treated with Paints shall not be done within 3 to 4 weeks of application.
- The whole work is to be completed as per design; sample material & any other requirement shall be as per instruction of EIC/Architect.
- Rate shall be including of base coat as per manufacturer's standards.

**3. Measurements:**

- The rate shall be consolidated for all above items.
- The rate shall include the cost of all materials, finishing, labour, scaffolding etc. to complete the whole work satisfactorily as per instruction of EIC/Architect.
- No extra payment will be given for any of the reasons.
- Rate to be inclusive of all material, wastage, necessary tools tackles etc for fixing at all heights and for all floors. Area shall be measured & paid in Square Meter.

**Item No : 52 : Artificial Stone Flooring : Providing & laying approved quality 15mm thick Artificial stone flooring of approved shade, in required sizes and shapes, set with cement slurry (minimum 4.4 kg cement/sqm) including 35mm to 70 mm thick (Average thickness 50 mm) cement mortar bedding (thickness of mortar bedding to be decided as per requirement and as directed by EIC or his representative) in 1:6 laid and jointed with white cement and matching pigment including rubbing, re-polishing after fixing to remove any undulation between the joints (if required) with different grades of Emery, refilling of open joints, curing, daily cleaning and mopping, shall be done up to the satisfaction of the EIC (Only finished work will be measured.) etc. all complete as**

per approved sample by Architect, drawings and instruction of EIC. at all floors / all levels / all heights and all shapes. The rate includes machine cut edges of uniform thickness and beveling and mirror polishing of edges. The rate shall be inclusive of protecting the flooring by plaster of Paris applying and after completion of work remove or 4 mm thick protection sheet of Supreme make EPE+HM Blue .Basic rate of Artificial stone is Rs. 150/ Sqft.

**1. Materials:**

- 15 mm thick Artificial stone shall be used as per approved sample by client & Architect.
- All type of material shall be used as per approved make list and confirming to relevant IS codes and approved by EIC/Architect.

**2. Workmanship:**

- Work complete as per above specification.
- Work complete including all types of tools, tackles, labour etc complete at any level and height.
- The whole work is to be completed as per design; sample material & any other requirement shall be as per instruction of Architect/Client.

**3. Measurement**

- The rate shall be consolidated for all above items.
- The rate shall include the cost of all materials, finishing, labour, etc. to complete the whole work satisfactorily as per instruction of EIC/Architect.
- No extra payment will be given for any of the reasons.
- The rate shall be for a unit of one Square meter.

**Item No : 53 : Artificial Stone Cladding :**

"-----Do-----" as per above specification for complete work.

Using 10 mm th. Cement plaster 1:3 (1 cement: 3 coarse sand) instead of 1:6 cement mortar. Basic rate of Artificial stone is Rs. 150/ Sqft.

**1. Materials:**

- 15 mm thick Artificial stone shall be used as per approved sample by client & Architect.
- All type of material shall be used as per approved make list and confirming to relevant IS codes and approved by EIC/Architect.

**2. Workmanship:**

- Work complete as per above specification.
- Work complete including all types of tools, tackles, labour etc complete at any level and height.
- The whole work is to be completed as per design; sample material & any other requirement shall be as per instruction of Architect/Client.

**3. Measurement**

- The rate shall be consolidated for all above items.
- The rate shall include the cost of all materials, finishing, labour, etc. to complete the whole work satisfactorily as per instruction of EIC/Architect.
- No extra payment will be given for any of the reasons.
- The rate shall be for a unit of one Square meter.

**Item No : 54 : Artificial Stone door frame (up to 250 mm width): Providing & laying approved quality 15 mm thick Artificial stone work of approved shade (selected and sorted for its uniform colour and thickness)., in door frame etc. in required sizes and shapes, set with cement slurry (minimum 4.4 kg cement/sqm) including 35mm to 70 mm thick (Average thickness 50 mm) cement**

mortar bedding (thickness of mortar bedding to be decided as per requirement and as directed by EIC or his representative) in 1:6 laid and jointed with white cement and matching pigment including rubbing, re-polishing after fixing to remove any undulation between the joints (if required) with different grades of Emery, refilling of open joints, curing, daily cleaning and mopping, shall be done up to the satisfaction of the EIC (Only finished work will be measured.) etc. all complete as per approved sample by Architect, drawings and instruction of EIC. including 4 mm deep groove, at all floors, all levels, all heights and all shapes. The rate includes machine cut edges of uniform thickness and beveling and polishing of edges. The rate shall be inclusive of protecting the flooring by plaster of Paris applying and after completion of work remove or 4 mm thick protection sheet of Supreme make EPE+HM Blue .Basic rate of Artificial stone is Rs. 150/ Sqft.

**1. Materials:**

- 15 mm thick Artificial stone shall be used as per approved sample by client & Architect.
- All type of material shall be used as per approved make list and confirming to relevant IS codes and approved by EIC/Architect.

**2. Workmanship:**

- Work complete as per above specification.
- Work complete including all types of tools, tackles, labour etc complete at any level and height.
- The whole work is to be completed as per design; sample material & any other requirement shall be as per instruction of Architect/Client.

**3. Measurement**

- The rate shall be consolidated for all above items.
- The rate shall include the cost of all materials, finishing, labour, etc. to complete the whole work satisfactorily as per instruction of EIC/Architect.
- No extra payment will be given for any of the reasons.
- The rate shall be for a unit of one Running meter.

**Item No : 55 : Artificial Stone window sill (up to 250 mm width) : Providing & laying approved quality 15 mm thick Artificial stone work of approved shade (selected and sorted for its uniform colour and thickness), in window sill etc. in required sizes and shapes, set with cement slurry (minimum 4.4 kg cement/sqm) including 35mm to 70 mm thick (Average thickness 50 mm) cement mortar bedding (thickness of mortar bedding to be decided as per requirement and as directed by EIC or his representative) in 1:6 laid and jointed with white cement and matching pigment including rubbing, re-polishing after fixing to remove any undulation between the joints (if required) with different grades of Emery, refilling of open joints, curing, daily cleaning and mopping, shall be done up to the satisfaction of the EIC (Only finished work will be measured.) etc. all complete as per approved sample by Architect, drawings and instruction of EIC. Including 4 mm deep groove, at all floors, all levels, all heights and all shapes. The rate includes machine cut edges of uniform thickness and beveling and polishing of edges. The rate shall be inclusive of protecting the flooring by plaster of Paris applying and after completion of work remove or 4 mm thick protection sheet of Supreme make EPE+HM Blue .Basic rate of Artificial stone is Rs. 150/ Sqft.**

**Materials:**

- 15 mm thick Artificial stone shall be used as per approved sample by client & Architect.
- All type of material shall be used as per approved make list and confirming to relevant IS codes and approved by EIC/Architect.

**2. Workmanship:**

- Work complete as per above specification.
- Work complete including all types of tools, tackles, labour etc complete at any level and height.

- The whole work is to be completed as per design; sample material & any other requirement shall be as per instruction of Architect/Client.

### **3. Measurement**

- The rate shall be consolidated for all above items.
- The rate shall include the cost of all materials, finishing, labour, etc. to complete the whole work satisfactorily as per instruction of EIC/Architect.
- No extra payment will be given for any of the reasons.
- The rate shall be for a unit of one Running meter.
- 

**Item No : 56: Artificial stone top Platform (for Pantry & Service counter): Providing & fixing two layers of Pantry Platform, first layer using 25mm thick Kotastone of approved shade and second layer using approved shade and sample of 15 mm thick Artificial stone, joined together with 1:4 Cement mortar bedding / approved tile adhesive , to true plane & level or to slopes, or close jointed with cement slurry with pigment of matching shade and colour and finishing with the same, including dedo 1'6", cutting stone as per required shape & size to fit sink & 3" to 9" fascia with moulding, nosing, chamfered front edges, fixing, disposal of debris etc. finished as per design in detail drawing and instruction of Architect/EIC. sample mock shall be approved from Architect/EIC. Basic rate of Artificial stone is Rs.150/ Sqft.**

#### **1. Materials:**

- 15 mm thick Artificial stone shall be used as per approved sample by client & Architect.
- Tile adhesive and Pigments shall be used of as per approved by EIC/Architect.
- All type of material shall be used for Drinking counter work as per approved make list and confirming to relevant IS codes and approved by EIC/Architect.

#### **2. Workmanship:**

- Two layers of pantry platform, first layer using 25mm thick Kotastone of approved shade and second layer using approved shade and sample of Mirror finish Granite,
- joined together with 1:4 Cement mortar bedding / approved tile adhesive , to true plane & level or to slopes, or close jointed with cement slurry with pigment of matching shade and colour and finishing with the same,
- Including dedo 1'6", and 3" to 9" fascia with moulding, nosing, chamfered front edges, fixing, disposal of debris etc.
- Work complete including all type of joining material, tools, tackles, with finishing, proper even surface etc as per specification and suggestion.
- The whole work is to be completed as per design; sample material & any other requirement shall be as per instruction of EIC/Architect.

#### **3. Measurements:**

- The rate shall be consolidated for all above items.
- The rate shall include the cost of all materials, finishing, labour, etc. to complete the whole work satisfactorily as per instruction of EIC/Architect.
- No extra payment will be given for any of the reasons.
- The rate shall be for a unit of one Running meter.

**Item No : 57 : Artificial Stone Basin Counter for Toilet : Providing & fixing two layers of wash basin counter, first layer using 25mm thick Kotastone of approved shade and second layer using approved shade and sample of Artificial stone, joined together with 1:4 Cement mortar bedding / approved tile adhesive , to true plane & level or to slopes, or close jointed with cement slurry with pigment of matching shade and colour and finishing with the same, including dedo 1'6",**

cutting kotah & tile as per required shape & size to fit Wash basin & 4" facia with moulding, nosing, chamfered front edges, fixing, disposal of debris etc. finished as per design in detail drawing and instruction of Architect/EIC.sample mock shall be approved from Architect/EIC. Basic rate of Artificial stone - Rs. 150/Sq.ft.

**1. Materials:**

- 15 mm thick Artificial stone shall be used as per approved sample by client & Architect.
- Tile adhesive and Pigments shall be used of as per approved by EIC/Architect.
- All type of material shall be used for Drinking counter work as per approved make list and confirming to relevant IS codes and approved by EIC/Architect.

**2. Workmanship:**

- Two layers of pantry platform, first layer using 25mm thick Kota stone of approved shade and second layer using approved shade and sample of Mirror finish Granite,
- joined together with 1:4 Cement mortar bedding / approved tile adhesive , to true plane & level or to slopes, or close jointed with cement slurry with pigment of matching shade and colour and finishing with the same,
- Including dedo 1'6", and 3" to 9" facia with moulding, nosing, chamfered front edges, fixing, disposal of debris etc.
- Work complete including all type of joining material, tools, tackles, with finishing, proper even surface etc as per specification and suggestion.
- The whole work is to be completed as per design; sample material & any other requirement shall be as per instruction of EIC/Architect.

**3. Measurements:**

- The rate shall be consolidated for all above items.
- The rate shall include the cost of all materials, finishing, labour, etc. to complete the whole work satisfactorily as per instruction of EIC/Architect.
- No extra payment will be given for any of the reasons.
- The rate shall be for a unit of one Running meter.

**Item No : 58 : Granite platform for Kitchen : Providing & fixing two layers of platform , first layer using 25mm thick Kotastone of approved shade and second layer using approved shade and sample of Mirror finish Granite, joined together with 1:4 Cement mortar bedding / approved tile adhesive , to true plane & level or to slopes, or close jointed with cement slurry with pigment of matching shade and colour and finishing with the same, including dedo 1'6", cutting kotah & tile as per required shape & size to fit Wash basin & 4" facia with moulding, nosing, chamfered front edges, fixing, disposal of debris etc. finished as per design in detail drawing and instruction of Architect/EIC.sample mock shall be approved from Architect/EIC. Basic rate of granite is 120/ Sq.ft**

**1. Materials:**

- Granite stone shall be used as per approved sample by client & Architect.
- Tile adhesive and Pigments shall be used of as per approved by EIC/Architect.
- All type of material shall be used for Drinking counter work as per approved make list and confirming to relevant IS codes and approved by EIC/Architect.

**2. Workmanship:**

- Two layers of pantry platform, first layer using 25mm thick Kotastone of approved shade and second layer using approved shade and sample of Mirror finish Granite,
- joined together with 1:4 Cement mortar bedding / approved tile adhesive , to true plane & level or to slopes, or close jointed with cement slurry with pigment of matching shade and colour and finishing with the same,

- Including dedo 1'6", and 3" to 9" fascia with moulding, nosing, chamfered front edges, fixing, disposal of debris etc.
- Work complete including all type of joining material, tools, tackles, with finishing, proper even surface etc as per specification and suggestion.
- The whole work is to be completed as per design; sample material & any other requirement shall be as per instruction of EIC/Architect.

**3. Measurements:**

- The rate shall be consolidated for all above items.
- The rate shall include the cost of all materials, finishing, labour, etc. to complete the whole work satisfactorily as per instruction of EIC/Architect.
- No extra payment will be given for any of the reasons.
- The rate shall be for a unit of one Running meter.

**Item No : 59 : Granite Basin Counter for Toilet : Providing & fixing two layers of wash basin counter, first layer using 25mm thick Kotastone of approved shade and second layer using approved shade and sample of Mirror finish Granite, joined together with 1:4 Cement mortar bedding / approved tile adhesive , to true plane & level or to slopes, or close jointed with cement slurry with pigment of matching shade and colour and finishing with the same, including dedo 1'6", cutting kotah & tile as per required shape & size to fit Wash basin & 4" fascia with moulding, nosing, chamfered front edges, fixing, disposal of debris etc. finished as per design in detail drawing and instruction of Architect/EIC. sample mock shall be approved from Architect/EIC. Basic rate of granite is 120/ Sq.ft**

**1. Materials:**

- Granite stone shall be used as per approved sample by client & Architect.
- Tile adhesive and Pigments shall be used of as per approved by EIC/Architect.
- All type of material shall be used for Drinking counter work as per approved make list and confirming to relevant IS codes and approved by EIC/Architect.

**2. Workmanship:**

- Two layers of pantry platform, first layer using 25mm thick Kotastone of approved shade and second layer using approved shade and sample of Mirror finish Granite,
- joined together with 1:4 Cement mortar bedding / approved tile adhesive , to true plane & level or to slopes, or close jointed with cement slurry with pigment of matching shade and colour and finishing with the same,
- Including dedo 1'6", and 3" to 9" fascia with moulding, nosing, chamfered front edges, fixing, disposal of debris etc.
- Work complete including all type of joining material, tools, tackles, with finishing, proper even surface etc as per specification and suggestion.
- The whole work is to be completed as per design; sample material & any other requirement shall be as per instruction of EIC/Architect.

**3. Measurements:**

- The rate shall be consolidated for all above items.
- The rate shall include the cost of all materials, finishing, labour, etc. to complete the whole work satisfactorily as per instruction of EIC/Architect.
- No extra payment will be given for any of the reasons.
- The rate shall be for a unit of one Running meter.

**Item No: 60: Single Leaf Flush Door finish with laminate with frame & top Paneling : Providing and fixing in position 40 mm thick BWP grade single leaf flush doors of approved make and finished**

with both side 1 mm thick laminate as approved sample. including WPC frame with Laminate both side paneling as per drawing. including Hardware system of SS 304 Grade like Hinges, Mortise lock with knob, door closer, door stopper etc. as per approved make & Sample. work complete including all type of hardware, fittings, fixtures as per instruction of Client/ Architect etc. complete as per detailed drawings and specifications. sample mock shall be approved from Architect/Client. Equivalent to VNR Series Laminate. (Note: Door opening area shall be measured for payment. No extra payment shall be paid) Basic rate of VNR Laminate is 45 Sq.ft

**1. Materials:**

- 40 mm thick BWP flush door shall be used as per sample approved by Architect/Client.
- 1 mm thick laminate shall be used for finish of door as per approved make list and confirming to relevant IS codes and approved by Architect/Client.
- Hardware shall used of as per approved by Architect/Client.
- All type of material shall be used for Door as per approved make list and confirming to relevant IS codes and approved by Architect/Client.

**2. Workmanship:**

- Fixing of 40 mm thick BWP grade flush doors as per approved sample.
- Fixing of full height top paneling above door as per drawing
- Fixing of frame shall be used as per approved sample by Architect/Client
- Fixing of both side 1 mm thick laminate as per approved sample by Architect/Client.
- Fixing of Hardware system of as per approved hardware as per selection of Architect/Client.
- All doors should be properly leveled without any sagging and with smooth opening and closing. There should be no variation or deviation of any kinds.
- The whole work is to be completed as per design; sample material & any other requirement shall be as per instruction of Architect/Client.

**3. Measurements:**

- The rate shall be consolidated for all above items.
- The rate shall include the cost of all materials, finishing, labour, etc. to complete the whole work satisfactorily as per instruction of Architect/Client.
- No extra payment will be given for any of the reasons.
- Rate to be inclusive of all material, wastage, necessary tools tackles etc for fixing at all heights and for all floors. Clear opening area shall be measured & paid in Square meter.
- Door opening area shall be measured for payment. No extra payment shall be paid

**Item No: 61: Single Leaf Flush Door finish with laminate : Providing and fixing in position 40 mm thick BWP grade single leaf flush doors of approved make and finished with both side 1 mm thick laminate as approved sample. including Hardware system of SS 304 Grade like Hinges, Mortise lock with knob, door closer, door stopper etc. as per approved make & Sample. work complete including all type of hardware, fittings, fixtures as per instruction of Client/ Architect etc. complete as per detailed drawings and specifications. sample mock shall be approved from Architect/Client. Equivalent to VNR Series Laminate. (Note: Door opening area shall be measured for payment. No extra payment shall be paid) Basic rate of VNR Laminate is 45 Sq.ft**

**1. Materials:**

- 40 mm thick BWP flush door shall be used as per sample approved by Architect/Client.
- 1 mm thick laminate shall be used for finish of door as per approved make list and confirming to relevant IS codes and approved by Architect/Client.
- Hardware shall used of as per approved by Architect/Client.
- All type of material shall be used for Door as per approved make list and confirming to relevant IS codes and approved by Architect/Client.

## **2. Workmanship:**

- Fixing of 40 mm thick BWP grade flush doors as per approved sample.
- Fixing of frame shall be used as per approved sample by Architect/Client
- Fixing of both side 1 mm thick laminate as per approved sample by Architect/Client.
- Fixing of Hardware system of as per approved hardware as per selection of Architect/Client.
- All doors should be properly leveled without any sagging and with smooth opening and closing. There should be no variation or deviation of any kinds.
- The whole work is to be completed as per design; sample material & any other requirement shall be as per instruction of Architect/Client.

## **3. Measurements:**

- The rate shall be consolidated for all above items.
- The rate shall include the cost of all materials, finishing, labour, etc. to complete the whole work satisfactorily as per instruction of Architect/Client.
- No extra payment will be given for any of the reasons.
- Rate to be inclusive of all material, wastage, necessary tools tackles etc for fixing at all heights and for all floors. Clear opening area shall be measured & paid in Square meter.

**Item No: 62: Single Leaf Flush Door finish with laminate for toilet : Providing and fixing in position 40 mm thick BWP grade single leaf flush doors of approved make and finished with both side 1 mm thick laminate as approved sample. including Hardware system of SS 304 Grade like Hinges, Mortise lock with knob, door closer, door stopper etc. as per approved make & Sample. work complete including all type of hardware, fittings, fixtures as per instruction of Client/ Architect etc. complete as per detailed drawings and specifications. sample mock shall be approved from Architect/Client. Equivalent to VNR Series Laminate. (Note: Door opening area shall be measured for payment. No extra payment shall be paid) Basic rate of VNR Laminate is 45 Sq.ft**

## **1. Materials:**

- 40 mm thick BWP flush door shall be used as per sample approved by Architect/Client.
- 1 mm thick laminate shall be used for finish of door as per approved make list and confirming to relevant IS codes and approved by Architect/Client.
- Hardware shall used of as per approved by Architect/Client.
- All type of material shall be used for Door as per approved make list and confirming to relevant IS codes and approved by Architect/Client.

## **2. Workmanship:**

- Fixing of 40 mm thick BWP grade flush doors as per approved sample.
- Fixing of frame shall be used as per approved sample by Architect/Client
- Fixing of both side 1 mm thick laminate as per approved sample by Architect/Client.
- Fixing of Hardware system of as per approved hardware as per selection of Architect/Client.
- All doors should be properly leveled without any sagging and with smooth opening and closing. There should be no variation or deviation of any kinds.
- The whole work is to be completed as per design; sample material & any other requirement shall be as per instruction of Architect/Client.

## **3. Measurements:**

- The rate shall be consolidated for all above items.
- The rate shall include the cost of all materials, finishing, labour, etc. to complete the whole work satisfactorily as per instruction of Architect/Client.
- No extra payment will be given for any of the reasons.
- Rate to be inclusive of all material, wastage, necessary tools tackles etc for fixing at all heights and for all floors. Clear opening area shall be measured & paid in Square meter.

**Item No: 63: Conference Door: Providing & fixing Single Leaf Flush Door 50 mm thick with both side VNR laminate finish; Door frame shall be from Ply with laminate finish, infill 25mm thick rockwool (48 kg/cumt density) with necessary vinyl gripper, necessary fittings. Hardware fittings like concealed door closer Door handle, lock, Door stopper, Hinges etc. as per approved make & sample. work complete including all type of hardware, fittings, fixtures etc shall be per approved make by Architect, bending, bidding, safety measures as per instruction of Client/ Architect etc complete as per detailed drawings and specifications. sample mock shall be approved from Architect/ Client. Basic Rate for material only teak VNR Laminate - 45 /Sq.ft.**

**1. Materials:**

- Conference door shall be used as per sample approved by Architect/Client.
- 1 mm thick VNR Laminate shall be used for finish of door as per approved make list and confirming to relevant IS codes and approved by Architect/Client.
- Hardware shall used of as per approved by Architect/Client.
- Infill 25mm thick rockwool (48 kg/cumt density) with vinyl gripper
- All type of material shall be used for Door as per approved make list and confirming to relevant IS codes and approved by Architect/Client.

**2. Workmanship:**

- Fixing of Accoustic doors as per approved sample.
- Fixing of frame shall be used as per approved sample by Architect/Client
- Fixing of both side 1 mm thick VNR laminate with polish as per approved sample by Architect/Client.
- Fixing of Hardware system of as per approved hardware as per selection of Architect/Client.
- All doors should be properly leveled without any sagging and with smooth opening and closing. There should be no variation or deviation of any kinds.
- The whole work is to be completed as per design; sample material & any other requirement shall be as per instruction of Architect/Client.

**3. Measurements:**

- The rate shall be consolidated for all above items.
- The rate shall include the cost of all materials, finishing, labour, etc. to complete the whole work satisfactorily as per instruction of Architect/Client.
- No extra payment will be given for any of the reasons.
- Rate to be inclusive of all material, wastage, necessary tools tackles etc for fixing at all heights and for all floors. Clear opening area shall be measured & paid in Square meter.

**Item No: 64: Double Leaf Flush Door finish with laminate : Providing and fixing in position 40 mm thick BWP grade Double leaf flush doors of approved make and finished with both side 1 mm thick laminate as approved sample. including Hardware system of SS 304 Grade like Hinges, Mortise lock with knob, door closer, door stopper etc. as per approved make & Sample. work complete including all type of hardware, fittings, fixtures as per instruction of Client/ Architect etc. complete as per detailed drawings and specifications. sample mock shall be approved from Architect/Client. Equivalent to VNR Series Laminate. (Note: Door opening area shall be measured for payment. No extra payment shall be paid) Basic rate of VNR Laminate is 45 Sq.ft**

**1. Materials:**

- 40 mm thick BWP flush door shall be used as per sample approved by Architect/Client.
- 1 mm thick laminate shall be used for finish of door as per approved make list and confirming to relevant IS codes and approved by Architect/Client.
- Hardware shall used of as per approved by Architect/Client.

- All type of material shall be used for Door as per approved make list and confirming to relevant IS codes and approved by Architect/Client.

### **2. Workmanship:**

- Fixing of 40 mm thick BWP grade flush doors as per approved sample.
- Fixing of frame shall be used as per approved sample by Architect/Client
- Fixing of both side 1 mm thick laminate as per approved sample by Architect/Client.
- Fixing of Hardware system of as per approved hardware as per selection of Architect/Client.
- All doors should be properly leveled without any sagging and with smooth opening and closing. There should be no variation or deviation of any kinds.
- The whole work is to be completed as per design; sample material & any other requirement shall be as per instruction of Architect/Client.

### **3. Measurements:**

- The rate shall be consolidated for all above items.
- The rate shall include the cost of all materials, finishing, labour, etc. to complete the whole work satisfactorily as per instruction of Architect/Client.
- No extra payment will be given for any of the reasons.
- Rate to be inclusive of all material, wastage, necessary tools tackles etc for fixing at all heights and for all floors. Clear opening area shall be measured & paid in Square meter.

**Item No: 66: WPC shutter with laminate finish (Duct area): Providing and fixing in position 12 mm thick WPC shutter of approved make with laminate finish as approved, shutter fixed with floor and above pivot of approved make , pivot cover plate, safety measures , lock & handle etc fixtures of approved make list with all necessary fittings etc. aluminium frame 25x30 Complete as per detailed drawings and specifications..**

### **1. Materials:**

- WPC shutter shall be used as per sample approved by Architect/Client.
- 1 mm thick laminate shall be used for finish of shutters as per approved make list and confirming to relevant IS codes and approved by Architect/Client.
- Hardware shall used of as per approved by Architect/Client.
- All type of material shall be used as per approved make list and confirming to relevant IS codes and approved by Architect/Client.

### **2. Workmanship:**

- Fixing of frame shall be used as per approved sample by Architect/Client
- Finish of 1 mm thick laminate as per approved sample by Architect/Client.
- Fixing of Hardware system of as per approved hardware as per selection of Architect/Client.
- All Shutters should be properly leveled without any sagging and with smooth opening and closing. There should be no variation or deviation of any kinds.
- The whole work is to be completed as per design; sample material & any other requirement shall be as per instruction of Architect/Client.

### **3. Measurements:**

- The rate shall be consolidated for all above items.
- The rate shall include the cost of all materials, finishing, labour, etc. to complete the whole work satisfactorily as per instruction of Architect/Client.
- No extra payment will be given for any of the reasons.
- Rate to be inclusive of all material, wastage, necessary tools tackles etc for fixing at all heights and for all floors. Clear opening area shall be measured & paid in Square meter.

**Item No: 67: Sliding window with mosquito shutter: Domal section : 27x65 mm series**

**Supply & Fixing of Aluminium sliding window with powder coated as per by approved make & sample by architect/EIC.**

**Frame section: 40 x 89 x 1.5 mm , Shutter section : 27x 65 x 1.5 mm , Mosquito shutter : 27 x 65 x 1.5 mm**

**Glass : 5 mm thick clear reflective toughened glass**

**Work including Trolley Wheel (Bearing), EPDM Gasket, Woolen In Shutter, Concealed Lock, Anti Rattling Guide, Lock Guide, handle Antilifting, Shutter Corner Clit, Shutter wing Connector, Interlock EPDM Gasket, Interlock Guide, Anti Capillary Pad, Bush Bottom silicon all side & All Necessary Hardware etc. complete as per detailed drawings, mock sample and specifications.**

### **1. Materials:**

- Sliding glass window shall be used as per sample approved by Architect/Client.
- Domal section : 27x65 mm series
- Frame section: 40x89x1.5 mm, Shutter section: 27x65x1.5 mm, Mosquito shutter: 27x65x1.5 mm
- Glass : 5 mm thick clear reflective toughened glass
- Alluminium section with powder coating shall be used of as per approved by Architect/Client.
- Glass shall be used as per approved sample by Architect/Client.
- All type of material shall be used for window as per approved make list and confirming to relevant IS codes and approved by Architect/Client.

### **2. Workmanship:**

- The whole work is to be completed as per design; sample material & any other requirement shall be as per instruction of Architect/Client.

### **3. Measurements:**

- The rate shall be consolidated for all above items.
- The rate shall include the cost of all materials, finishing, labour, etc. to complete the whole work satisfactorily as per instruction of Architect/Client.
- No extra payment will be given for any of the reasons.
- Rate to be inclusive of all material, wastage, necessary tools tackles etc for fixing at all heights and for all floors. Clear opening area shall be measured & paid in Square meter.

**Item No: 68: Fixed Glass Aluminium Window: Domal section : R40 mm series**

**Supply & Fixing Fixed glass window Comprising from Domal section series R40 mm series with powder coated as per approved make & sample by Architect/EIC.**

**Frame section: 40 x 39.4 x 1.25 mm**

**Glass : 5 mm thick clear reflective toughened glass of saint gobain or approved make list**

**including EPDM Gasket and All Necessary Hardware etc. complete as per detailed drawings, mock sample and specifications.**

### **1. Materials:**

- Fixed glass window shall be used as per sample approved by Architect/Client.

- Domal section : R40 mm series
- Frame section: 40x39.4x1.28 mm
- Glass : 5 mm thick clear reflective toughened glass
- Alluminium section with powder coating shall be used of as per approved by Architect/Client.
- Glass shall be used as per approved sample by Architect/Client.
- All type of material shall be used for window as per approved make list and confirming to relevant IS codes and approved by Architect/Client.

## **2. Workmanship:**

- The whole work is to be completed as per design; sample material & any other requirement shall be as per instruction of Architect/Client.

## **3. Measurements:**

- The rate shall be consolidated for all above items.
- The rate shall include the cost of all materials, finishing, labour, etc. to complete the whole work satisfactorily as per instruction of Architect/Client.
- No extra payment will be given for any of the reasons.
- Rate to be inclusive of all material, wastage, necessary tools tackles etc for fixing at all heights and for all floors. Clear opening area shall be measured & paid in Square meter.

**Item No: 71: Elevation Facade( SGU): Semi-unitized glass glazing Aluminium(sash frame) fix glass section standard compnay of BANCO or equivalent with Black Anodize 15microne or powder coating , 2mm thick x 12mm brod 3M VHP tap for stick glass, 6mm thick Reflective toughened glass standard company of saint-gobain (Cosmos ET 125 or equivalent) , EPDM gasket , openable window s.s 304 friction stay standard company of CLASWELL , m.s bracket zinc coated(connectors for main member) 75x 150, other necessary fixtures and fastenings as per drawing and specification(GLASS PANEL), MATERIAL DETAIL - ART - 1007710 , ART - 2007712 , ART - 2007715, Rate including including removing existing glazing with frame, accessories etc. work complete including all type of hardware, fittings, fixtures as per instruction of Client/ Architect etc. rate including all type of scaffolding, safety measures , form work at all floor, all levels etc. complete as per detailed drawings and specifications. sample mock shall be approved from Architect/ Client.**

## **1. Materials:**

- Semi-unitized glass glazing shall be used as per sample approved by Architect/Client.
- Alluminium section with powder coating shall be used of as per approved by Architect/Client.
- 6 mm thick reflective toughened Glass shall be used as per approved make & sample by Architect/Client.
- All type of material shall be used for window as per approved make list and confirming to relevant IS codes and approved by Architect/Client.

## **2. Workmanship:**

- The whole work is to be completed as per approved shop drawing by Architect. Sample mock shall be approved from Architect/ Client.
- Work complete including all types of tools, tackles, labour, scaffolding etc complete at any level and height.

## **3. Measurements:**

- The rate shall be consolidated for all above items.
- The rate shall include the cost of all materials, finishing, labour, etc. to complete the whole work satisfactorily as per instruction of Architect/Client.
- No extra payment will be given for any of the reasons.

- Rate to be inclusive of all material, wastage, necessary tools tackles etc for fixing at all heights and for all floors. Clear Elevation area shall be measured & paid in Square meter.

**Item No: 72: Opening in Glazing : Extra for openable side / top hung vision glass panels including providing and supplying at site all accessories and hardware's for the openable panels as specified and of the approved make such as heavy duty stainless steel friction hinges, min 4 -point cremone locking sets with stainless steel plates, handles, buffers etc. including necessary stainless steel screws/ fasteners, nuts, bolts, washers, safety measures etc. all complete as per the Architectural drawings, as per the approved shop drawings, as specified and as directed by the Engineer in-Charge. Sample mock shall be approved from Architect/EIC.**

**1. Materials:**

- All type of material shall be used for window as per approved make list and confirming to relevant IS codes and approved by Architect/Client.

**2. Workmanship:**

- The whole work is to be completed as per approved shop drawing by Architect. Sample mock shall be approved from Architect/ Client.
- Work complete including all types of tools, tackles, labour, scaffolding etc complete at any level and height.

**3. Measurements:**

- The rate shall be consolidated for all above items.
- The rate shall include the cost of all materials, finishing, labour, etc. to complete the whole work satisfactorily as per instruction of Architect/Client.
- No extra payment will be given for any of the reasons.
- Rate to be inclusive of all material, wastage, necessary tools tackles etc for fixing at all heights and for all floors. Only Clear Opening area shall be measured & paid in Square meter.

**Item No: 73: Aluminium Fins (Elevation): Supplying and Installing of METALIUMTM make U-Shaped Baffle 100\*50\*100mm (50mm gap) Galvanized Steel 0.50mm TCT plain wooden powder coating on visible surface of Panel and supporting structure in black color Exterior Louver System.**

**Panel (Galvanized Steel): Metalium make square edge P-50 series panels, 100 \* 50 \* 100 mm& 0.50 mm TCT Galvanized Steel. Panel length is up to approx. 3 mtr. Panels shall be wooden powder coated on visible surface with special Exterior Grade powder to enhance property of Fadedness Resistivity.**

**P-50 Carrier (U Shaped): Black enameled Galvanized Steel Carrier of 20mm wide at bottom x 39mm deep x 0.6 mm thick in a standard length of 8' with cutouts to hold the panel in a module of 100 mm centre to centre at a distance of 1 mtr. Carrier and suitable structure shall be powder / coil coated on exterior face to enhance properties of Fadedness and corrosion resistivity.**

**Installation Details: GS Clit shall be fixed on vertical columns with dash fasteners at distance not more than 1 mtr. Centre to centre on which Tubular Stud sections will be laid with corrosion proof screws and on this rigid structure carrier shall be fixed vertically / horizontally at distance of 1 mtr. Centre to centre. Panel shall be clipped to carriers. Rate shall inclusive of mock up sample, all materials, loading, unloading, transportation, placing at all floors and for all leads, all accessorie , Scaffolding etc as described in item description. Work complete as per the detailed drawing , mockup sample and instruction of Architect/Client.**

**Material:**

- Exterior Fins shall be used as per approved sample by Architect/EIC.
- All type of material shall be used as per approved make list and confirming to relevant IS codes and approved by Architect/EIC.

**2. Workmanship:**

- Work complete including all necessary materials, tools, tackles etc.
- All work should be carried out as per detailed drawing and instruction of Architect/EIC.
- Bidder shall be responsible for the any type of damage work at the time of execution.
- The whole work is to be completed as per design; sample material & any other requirement shall be as per instruction of Architect/EIC.

**3. Measurements:**

- The rate shall be consolidated for all above items.
- The rate shall include the cost of all materials, finishing, labour, scaffolding, etc. to complete the whole work satisfactorily as per instruction of Architect/EIC.
- No extra payment will be given for any of the reasons.
- The rate shall be for a unit of Square Meter.

**Item No: 74: Elevation façade : 184R SL-4 Exterior Plain Louvre System of Metalium or equivalent**

**Panel Details (Galvanized Steel):**

**Supply & installation of Metalium make 184 R, Round edge panels, 184mm wide x 15mm deep x length up to 5mtr. Formed out of 0.50 mm TCT Galvanized Steel as per IS-513 fixed on Louver carriers. Panels shall be powder coated on single surface with special high quality Exterior Grade powder to enhance property of Fadedness resistivity.**

**Carrier Details (SL-4):**

**Black enameled Galvanized Steel Carrier of 20mm wide at bottom x 86mm deep x 0.6 mm thick in a standard length of 8' with cutouts to hold the panel in a module of 86 mm centre to centre at a distance of 1 mtr. Carrier and Suitable structure shall be powder / coil coated on exterior face to enhance properties of Fadedness and corrosion resistivity.**

**Installation Details: GS Clit shall be fixed on vertical columns with dash fasteners at distance not more than 1 mtr. Centre to centre on which Tubular Stud sections will be laid with corrosion proof screws and on this rigid structure carrier shall be fixed vertically at distance of 1 mtr. Centre to centre. Panel shall be clipped to carriers.**

**Rate shall inclusive of mock up sample, all materials, loading, unloading, transportation, placing at all floors and for all leads, all accessorie , Scaffolding , fabrication etc as described in item description. Work complete as per the detailed drawing , mockup sample and instruction of Architect/Client.**

**Material:**

- 184R SL-4 Exterior Plain Louvre System shall be used as per approved sample by Architect/EIC.
- All type of material shall be used as per approved make list and confirming to relevant IS codes and approved by Architect/EIC.

**2. Workmanship:**

- Work complete including all necessary materials, tools, tackles etc.
- All work should be carried out as per detailed drawing and instruction of Architect/EIC.

- Bidder shall be responsible for the any type of damage work at the time of execution.
- The whole work is to be completed as per design; sample material & any other requirement shall be as per instruction of Architect/EIC.

**3. Measurements:**

- The rate shall be consolidated for all above items.
- The rate shall include the cost of all materials, finishing, labour, scaffolding, etc. to complete the whole work satisfactorily as per instruction of Architect/EIC.
- No extra payment will be given for any of the reasons.
- The rate shall be for a unit of Square Meter.

**Item No: 76: EWC -1: Providing and fixing wash down water closet (European type W.C. pan) as per approved make of selection & shade with seat cover, P OR S Trap M.S. or G.I bracket , CP brass hinges and rubber buffers and Jointing the trap with soil pipe in cement mortar : 1:1 (1 cement : 1 fine sand) including cutting and making good the walls and floors where required with all labour and materials. All works to be carried out as per instructions and direction of Engineer-in-charge. Model Equivalent to Kohler 27902IN-SS-0**

**1. Material:**

- EWC shall be used as per approved sample by Architect/Client.
- All type of material shall be used as per approved make list and confirming to relevant IS codes and approved by Architect/Client.

**2. Workmanship:**

- Work complete as per above specification.
- Work complete including all types of tools, tackles, labour etc complete at any level and height.
- The whole work is to be completed as per design; sample material & any other requirement shall be as per instruction of Architect/Client.

**3. Measurements:**

- The rate shall be consolidated for all above items.
- The rate shall include the cost of all materials, labour, scaffolding etc. to complete the whole work satisfactorily as per instruction of Architect/Client.
- No extra payment will be given for any of the reasons.
- Rate to be inclusive of all material, wastage, necessary tools tackles etc for fixing at all heights and for all floors.
- The work done shall be measured in Number for area of work done. The rate shall be for a unit of one Number.

**Item No: 77: EWC-2 : Providing and fixing wash down water closet (European type W.C. pan) as per approved make of selection & shade with seat cover, P OR S Trap M.S. or G.I bracket , CP brass hinges and rubber buffers and Jointing the trap with soil pipe in cement mortar : 1:1 (1 cement : 1 fine sand) including cutting and making good the walls and floors where required with all labour and materials. All works to be carried out as per instructions and direction of Engineer-in-charge. Model Equivalent to Kohler 26998IN-0**

**1. Material:**

- EWC shall be used as per approved sample by Architect/Client.
- All type of material shall be used as per approved make list and confirming to relevant IS codes and approved by Architect/Client.

**2. Workmanship:**

- Work complete as per above specification.

- Work complete including all types of tools, tackles, labour etc complete at any level and height.
- The whole work is to be completed as per design; sample material & any other requirement shall be as per instruction of Architect/Client.

**3. Measurements:**

- The rate shall be consolidated for all above items.
- The rate shall include the cost of all materials, labour, scaffolding etc. to complete the whole work satisfactorily as per instruction of Architect/Client.
- No extra payment will be given for any of the reasons.
- Rate to be inclusive of all material, wastage, necessary tools tackles etc for fixing at all heights and for all floors.
- The work done shall be measured in Number for area of work done. The rate shall be for a unit of one Number.

**Item No: 78: EWC - 3 : Providing and fixing wash down water closet (European type W.C. pan) as per approved make of selection & shade with seat cover, P OR S Trap M.S. or G.I bracket , CP brass hinges and rubber buffers and Jointing the trap with soil pipe in cement mortar : 1:1 (1 cement : 1 fine sand) including cutting and making good the walls and floors where required with all labour and materials. All works to be carried out as per instructions and direction of Engineer-in-charge. Model Equivalent to 18131IN-S-0**

**1. Material:**

- EWC shall be used as per approved sample by Architect/Client.
- All type of material shall be used as per approved make list and confirming to relevant IS codes and approved by Architect/Client.

**2. Workmanship:**

- Work complete as per above specification.
- Work complete including all types of tools, tackles, labour etc complete at any level and height.
- The whole work is to be completed as per design; sample material & any other requirement shall be as per instruction of Architect/Client.

**3. Measurements:**

- The rate shall be consolidated for all above items.
- The rate shall include the cost of all materials, labour, scaffolding etc. to complete the whole work satisfactorily as per instruction of Architect/Client.
- No extra payment will be given for any of the reasons.
- Rate to be inclusive of all material, wastage, necessary tools tackles etc for fixing at all heights and for all floors.
- The work done shall be measured in Number for area of work done. The rate shall be for a unit of one Number.

**Item No: 79: Flushing Tank: Providing and fixing Preumatic Flushing tank of as per approved make list . Work complete including all type of finishing. Model Equivalent to Kohler 26352IN-M-NA : INSTAFIT® NXT GEN - MECH IN WALL TANK**

**1. Material:**

- Consealed cistern tank with frame work & Flushing plate shall be used as per approved sample by Architect/Client.
- All type of material shall be used as per approved make list and confirming to relevant IS codes and approved by Architect/Client.

**2. Workmanship:**

- Work complete as per above specification.
- Work complete including all types of tools, tackles, labour etc complete at any level and height.
- The whole work is to be completed as per design; sample material & any other requirement shall be as per instruction of Architect/Client.

**3. Measurements:**

- The rate shall be consolidated for all above items.
- The rate shall include the cost of all materials, labour, scaffolding etc. to complete the whole work satisfactorily as per instruction of Architect/Client.
- No extra payment will be given for any of the reasons.
- Rate to be inclusive of all material, wastage, necessary tools tackles etc for fixing at all heights and for all floors.
- The work done shall be measured in Number for area of work done. The rate shall be for a unit of one Number.

**Item No: 80: Flush Plate: Providing and fixing BEVEL FACE PLATE POLISHED CHROME of as per approved make list . Work complete including all type of finishing. Model Equivalent to Kohler 5413IN-M-CP**

**1. Material:**

- Flushing plate shall be used as per approved sample by Architect/Client.
- All type of material shall be used as per approved make list and confirming to relevant IS codes and approved by Architect/Client.

**2. Workmanship:**

- Work complete as per above specification.
- Work complete including all types of tools, tackles, labour etc complete at any level and height.
- The whole work is to be completed as per design; sample material & any other requirement shall be as per instruction of Architect/Client.

**3. Measurements:**

- The rate shall be consolidated for all above items.
- The rate shall include the cost of all materials, labour, scaffolding etc. to complete the whole work satisfactorily as per instruction of Architect/Client.
- No extra payment will be given for any of the reasons.
- Rate to be inclusive of all material, wastage, necessary tools tackles etc for fixing at all heights and for all floors.
- The work done shall be measured in Number for area of work done. The rate shall be for a unit of one Number.

**Item No: 81: Health faucet: Providing and fixing 12mm dia. Health faucet with 8 mm dia of as per approved make list with flexible pipe of 1.mt. length and holding stands complete. Work complete including all type of finishing. Model Equivalent to kohler 12927IN-CP, HEALTH FAUCET W/SDSPRAY, METAL HOSE**

**1. Material:**

- Health faucet shall be used as per approved sample by Architect/Client.
- All type of material shall be used as per approved make list and confirming to relevant IS codes and approved by Architect/Client.

**2. Workmanship:**

- Work complete as per above specification.
- Work complete including all types of tools, tackles, labour etc complete at any level and height.
- The whole work is to be completed as per design; sample material & any other requirement shall be as per instruction of Architect/Client.

**3. Measurements:**

- The rate shall be consolidated for all above items.
- The rate shall include the cost of all materials, labour, scaffolding etc. to complete the whole work satisfactorily as per instruction of Architect/Client.
- No extra payment will be given for any of the reasons.
- Rate to be inclusive of all material, wastage, necessary tools tackles etc for fixing at all heights and for all floors.
- The work done shall be measured in Number for area of work done. The rate shall be for a unit of one Number.

**Item No: 82: Toilet Papers Holder: Providing and fixing Toilet papers holder of as per approved make list . Work complete including all type of finishing. Model Equivalent to Kohler 5632IN-CP**

**1. Material:**

- Toilet paper holder shall be used as per approved sample by Architect/Client.
- All type of material shall be used as per approved make list and confirming to relevant IS codes and approved by Architect/Client.

**2. Workmanship:**

- Work complete as per above specification.
- Work complete including all types of tools, tackles, labour etc complete at any level and height.
- The whole work is to be completed as per design; sample material & any other requirement shall be as per instruction of Architect/Client.

**3. Measurements:**

- The rate shall be consolidated for all above items.
- The rate shall include the cost of all materials, labour, scaffolding etc. to complete the whole work satisfactorily as per instruction of Architect/Client.
- No extra payment will be given for any of the reasons.
- Rate to be inclusive of all material, wastage, necessary tools tackles etc for fixing at all heights and for all floors.
- The work done shall be measured in Number for area of work done. The rate shall be for a unit of one Number.

**Item No: 83: COMPLEMENTARY ANGLE VALVE: Providing and fixing 15mm dia COMPLEMENTARY ANGLE VALVE of as per approved make list. Work complete including all type of finishing. Model Equivalent to kohler 11568IN-7B-CP - COMPLEMENTARY ANGLE VALVE/ Two way Bib cock**

**1. Material:**

- Complementary Angle Valve/Two way Bib cock shall be used as per approved sample by Architect/Client.
- All type of material shall be used as per approved make list and confirming to relevant IS codes and approved by Architect/Client.

**2. Workmanship:**

- Work complete as per above specification.
- Work complete including all types of tools, tackles, labour etc complete at any level and height.
- The whole work is to be completed as per design; sample material & any other requirement shall be as per instruction of Architect/Client.

**3. Measurements:**

- The rate shall be consolidated for all above items.
- The rate shall include the cost of all materials, labour, scaffolding etc. to complete the whole work satisfactorily as per instruction of Architect/Client.
- No extra payment will be given for any of the reasons.
- Rate to be inclusive of all material, wastage, necessary tools tackles etc for fixing at all heights and for all floors.
- The work done shall be measured in Number for area of work done. The rate shall be for a unit of one Number.

**Item No: 84: Wash Basin-1: Providing and fixing Wash Basin including fittings and waste pipe and fixing on wash basin counter by tile adhesive of approved make. Work complete including all type of finishing. Model Equivalent to kohler 5373IN-0 FOREFRONT RECT W/O FAUCET DECK+ 20746IN-CPCOMPLEMENTARY GRID DRAIN, LONG**

**1. Material:**

- Wash basin shall be used as per approved sample by Architect/Client.
- All type of material shall be used as per approved make list and confirming to relevant IS codes and approved by Architect/Client.
- Model used as per specs

**2. Workmanship:**

- Work complete as per above specification.
- Work complete including all types of tools, tackles, labour etc complete at any level and height.
- The whole work is to be completed as per design; sample material & any other requirement shall be as per instruction of Architect/Client.

**3. Measurements:**

- The rate shall be consolidated for all above items.
- The rate shall include the cost of all materials, labour, scaffolding etc. to complete the whole work satisfactorily as per instruction of Architect/Client.
- No extra payment will be given for any of the reasons.
- Rate to be inclusive of all material, wastage, necessary tools tackles etc for fixing at all heights and for all floors.
- The work done shall be measured in Number for area of work done. The rate shall be for a unit of one Number.

**Item No: 85: Wash Basin - 2 : Providing and fixing Wash Basin including fittings and waste pipe and fixing on wash basin counter by tile adhesive of approved make. Work complete including all type of finishing. Model Equivalent to kohler 28784IN-0 KOHLER VIVE GEO VESSEL + 1460429-CP HIDDEN DRAIN ASSEMBLY**

**1. Material:**

- Wash basin shall be used as per approved sample by Architect/Client.

- All type of material shall be used as per approved make list and confirming to relevant IS codes and approved by Architect/Client.
  - Model used as per specs
- 2. Workmanship:**
- Work complete as per above specification.
  - Work complete including all types of tools, tackles, labour etc complete at any level and height.
  - The whole work is to be completed as per design; sample material & any other requirement shall be as per instruction of Architect/Client.
- 3. Measurements:**
- The rate shall be consolidated for all above items.
  - The rate shall include the cost of all materials, labour, scaffolding etc. to complete the whole work satisfactorily as per instruction of Architect/Client.
  - No extra payment will be given for any of the reasons.
  - Rate to be inclusive of all material, wastage, necessary tools tackles etc for fixing at all heights and for all floors.
  - The work done shall be measured in Number for area of work done. The rate shall be for a unit of one Number.

**Item No: 86: Wash Basin- 3 : Providing and fixing Wash Basin including fittings and waste pipe and fixing on wash basin counter by tile adhesive of approved make. Work complete including all type of finishing. Model Equivalent to kohler 28784IN-0 KOHLER VIVE GEO VESSEL + 1460429-CPHIDDEN DRAIN ASSEMBLY**

- 1. Material:**
- Wash basin shall be used as per approved sample by Architect/Client.
  - All type of material shall be used as per approved make list and confirming to relevant IS codes and approved by Architect/Client.
  - Model used as per specs
- 2. Workmanship:**
- Work complete as per above specification.
  - Work complete including all types of tools, tackles, labour etc complete at any level and height.
  - The whole work is to be completed as per design; sample material & any other requirement shall be as per instruction of Architect/Client.
- 3. Measurements:**
- The rate shall be consolidated for all above items.
  - The rate shall include the cost of all materials, labour, scaffolding etc. to complete the whole work satisfactorily as per instruction of Architect/Client.
  - No extra payment will be given for any of the reasons.
  - Rate to be inclusive of all material, wastage, necessary tools tackles etc for fixing at all heights and for all floors.
  - The work done shall be measured in Number for area of work done. The rate shall be for a unit of one Number.

**Item No: 87: Wash Basin -4 : Providing and fixing Wash Basin including fittings and waste pipe and fixing on wash basin counter by tile adhesive of approved make. Work complete including all type of finishing. Model Equivalent to kohler 25318IN-0SPAN ROUND VESSEL 472X360 + 20746IN-CP COMPLEMENTARY GRID DRAIN, LONG**

**1. Material:**

- Wash basin shall be used as per approved sample by Architect/Client.
- All type of material shall be used as per approved make list and confirming to relevant IS codes and approved by Architect/Client.
- Model used as per specs

**2. Workmanship:**

- Work complete as per above specification.
- Work complete including all types of tools, tackles, labour etc complete at any level and height.
- The whole work is to be completed as per design; sample material & any other requirement shall be as per instruction of Architect/Client.

**3. Measurements:**

- The rate shall be consolidated for all above items.
- The rate shall include the cost of all materials, labour, scaffolding etc. to complete the whole work satisfactorily as per instruction of Architect/Client.
- No extra payment will be given for any of the reasons.
- Rate to be inclusive of all material, wastage, necessary tools tackles etc for fixing at all heights and for all floors.
- The work done shall be measured in Number for area of work done. The rate shall be for a unit of one Number.

**Item No: 88: Basin spout - 1: Providing and fixing 15mm dia wall Mounted Basin spout of as per approved make list and work complete including all type of accessories. Model equivalent to kohler 5684IN-4ND-CP; ALEO+ WM LAV FAUCET TRIM and 5679IN-CP; SC WM VALVE ASSY**

**1. Material:**

- Basin spout shall be used as per approved sample by Architect/Client.
- All type of material shall be used as per approved make list and confirming to relevant IS codes and approved by Architect/Client.

**2. Workmanship:**

- Work complete as per above specification.
- Work complete including all types of tools, tackles, labour etc complete at any level and height.
- The whole work is to be completed as per design; sample material & any other requirement shall be as per instruction of Architect/Client.

**3. Measurements:**

- The rate shall be consolidated for all above items.
- The rate shall include the cost of all materials, labour, scaffolding etc. to complete the whole work satisfactorily as per instruction of Architect/Client.
- No extra payment will be given for any of the reasons.
- Rate to be inclusive of all material, wastage, necessary tools tackles etc for fixing at all heights and for all floors.
- The work done shall be measured in Number for area of work done. The rate shall be for a unit of one Number.

**Item No: 89: Basin spout - 2 : Providing and fixing 15mm dia wall Mounted Basin spout of as per approved make list and work complete including all type of accessories. Model equivalent to kohler 5683IN-4ND-CP ALEO WM LAV FAUCET TRIM +5679IN-CP SC WM VALVE ASSY**

**1. Material:**

- Basin spout shall be used as per approved sample by Architect/Client.
  - All type of material shall be used as per approved make list and confirming to relevant IS codes and approved by Architect/Client.
- 2. Workmanship:**
- Work complete as per above specification.
  - Work complete including all types of tools, tackles, labour etc complete at any level and height.
  - The whole work is to be completed as per design; sample material & any other requirement shall be as per instruction of Architect/Client.
- 3. Measurements:**
- The rate shall be consolidated for all above items.
  - The rate shall include the cost of all materials, labour, scaffolding etc. to complete the whole work satisfactorily as per instruction of Architect/Client.
  - No extra payment will be given for any of the reasons.
  - Rate to be inclusive of all material, wastage, necessary tools tackles etc for fixing at all heights and for all floors.
  - The work done shall be measured in Number for area of work done. The rate shall be for a unit of one Number.

**Item No: 90: Basin spout - 3 : Providing and fixing 15mm dia Basin spout of as per approved make list and work complete including all type of accessories. Model equivalent to kohler 5683IN-4ND-CP ALEO WM LAV FAUCET TRIM +5679IN-CP SC WM VALVE ASSY**

- 1. Material:**
- Basin spout shall be used as per approved sample by Architect/Client.
  - All type of material shall be used as per approved make list and confirming to relevant IS codes and approved by Architect/Client.
- 2. Workmanship:**
- Work complete as per above specification.
  - Work complete including all types of tools, tackles, labour etc complete at any level and height.
  - The whole work is to be completed as per design; sample material & any other requirement shall be as per instruction of Architect/Client.
- 3. Measurements:**
- The rate shall be consolidated for all above items.
  - The rate shall include the cost of all materials, labour, scaffolding etc. to complete the whole work satisfactorily as per instruction of Architect/Client.
  - No extra payment will be given for any of the reasons.
  - Rate to be inclusive of all material, wastage, necessary tools tackles etc for fixing at all heights and for all floors.
  - The work done shall be measured in Number for area of work done. The rate shall be for a unit of one Number.

**Item No: 91: Basin spout -4 : Providing and fixing 15mm dia Basin spout of as per approved make list and work complete including all type of accessories . Model equivalent to kohler 75377IN-4-CP; JULY PILLAR TAP**

- 1. Material:**
- Basin spout shall be used as per approved sample by Architect/Client.

- All type of material shall be used as per approved make list and confirming to relevant IS codes and approved by Architect/Client.
- 2. Workmanship:**
- Work complete as per above specification.
  - Work complete including all types of tools, tackles, labour etc complete at any level and height.
  - The whole work is to be completed as per design; sample material & any other requirement shall be as per instruction of Architect/Client.
- 3. Measurements:**
- The rate shall be consolidated for all above items.
  - The rate shall include the cost of all materials, labour, scaffolding etc. to complete the whole work satisfactorily as per instruction of Architect/Client.
  - No extra payment will be given for any of the reasons.
  - Rate to be inclusive of all material, wastage, necessary tools tackles etc for fixing at all heights and for all floors.
  - The work done shall be measured in Number for area of work done. The rate shall be for a unit of one Number.

**Item No: 92: Providing and fixing 15mm dia. Angular Cock as per approved make list and work complete including all type of accessories . Model equivalent to Kohler 11568IN-7-CP**

- 1. Material:**
- Angular stop cock shall be used as per approved sample by Architect/Client.
  - All type of material shall be used as per approved make list and confirming to relevant IS codes and approved by Architect/Client.
- 2. Workmanship:**
- Work complete as per above specification.
  - Work complete including all types of tools, tackles, labour etc complete at any level and height.
  - The whole work is to be completed as per design; sample material & any other requirement shall be as per instruction of Architect/Client.
- 3. Measurements:**
- The rate shall be consolidated for all above items.
  - The rate shall include the cost of all materials, labour, scaffolding etc. to complete the whole work satisfactorily as per instruction of Architect/Client.
  - No extra payment will be given for any of the reasons.
  - Rate to be inclusive of all material, wastage, necessary tools tackles etc for fixing at all heights and for all floors.
  - The work done shall be measured in Number for area of work done. The rate shall be for a unit of one Number.

**Item No: 93: Providing and fixing in position Soap Dispenser as per approved make list and work complete including all type of accessories. Model equivalent to JAQUAR - CAT- CAN-1135N**

- 1. Material:**
- Soap Dispenser shall be used as per approved sample by Architect/Client.
  - All type of material shall be used as per approved make list and confirming to relevant IS codes and approved by Architect/Client.
- 2. Workmanship:**

- Work complete as per above specification.
- Work complete including all types of tools, tackles, labour etc complete at any level and height.
- The whole work is to be completed as per design; sample material & any other requirement shall be as per instruction of Architect/Client.

**3. Measurements:**

- The rate shall be consolidated for all above items.
- The rate shall include the cost of all materials, labour, scaffolding etc. to complete the whole work satisfactorily as per instruction of Architect/Client.
- No extra payment will be given for any of the reasons.
- Rate to be inclusive of all material, wastage, necessary tools tackles etc for fixing at all heights and for all floors.
- The work done shall be measured in Number for area of work done. The rate shall be for a unit of one Number.

**Item No: 94: Providing and fixing Towel ring of as per approved make of selection or as directed by EIC. Jaquar : ACN-1121N**

**1. Material:**

- Towel rack shall be used as per approved sample by Architect/Client.
- All type of material shall be used as per approved make list and confirming to relevant IS codes and approved by Architect/Client.

**2. Workmanship:**

- Work complete as per above specification.
- Work complete including all types of tools, tackles, labour etc complete at any level and height.
- The whole work is to be completed as per design; sample material & any other requirement shall be as per instruction of Architect/Client.

**3. Measurements:**

- The rate shall be consolidated for all above items.
- The rate shall include the cost of all materials, labour, scaffolding etc. to complete the whole work satisfactorily as per instruction of Architect/Client.
- No extra payment will be given for any of the reasons.
- Rate to be inclusive of all material, wastage, necessary tools tackles etc for fixing at all heights and for all floors.
- The work done shall be measured in Number for area of work done. The rate shall be for a unit of one Number.

**Item No: 95 Handrayer : Providing and fixing in position of Handdrayer of as per approved make list. Work completed as per the instruction of EIC. Model Equivalent to kohler 5486T-0P (Bardon Touch Less Hand Dryer In White)**

**1. Material:**

- Handrayer shall be used as per approved sample by Architect/Client.
- All type of material shall be used as per approved make list and confirming to relevant IS codes and approved by Architect/Client.

**2. Workmanship:**

- Work complete as per above specification.
- Work complete including all types of tools, tackles, labour etc complete at any level and height.

- The whole work is to be completed as per design; sample material & any other requirement shall be as per instruction of Architect/Client.

**3. Measurements:**

- The rate shall be consolidated for all above items.
- The rate shall include the cost of all materials, labour, scaffolding etc. to complete the whole work satisfactorily as per instruction of Architect/Client.
- No extra payment will be given for any of the reasons.
- Rate to be inclusive of all material, wastage, necessary tools tackles etc for fixing at all heights and for all floors.
- The work done shall be measured in Number for area of work done. The rate shall be for a unit of one Number.

**Item No: 96: Bib Tap (Utility area): Providing and fixing 15mm dia Bib Tap of as per approved make list. Work complete including all type of finishing. Model Equivalent to kohler**

**1. Material:**

- Bib cock shall be used as per approved sample by Architect/Client.
- All type of material shall be used as per approved make list and confirming to relevant IS codes and approved by Architect/Client.

**2. Workmanship:**

- Work complete as per above specification.
- Work complete including all types of tools, tackles, labour etc complete at any level and height.
- The whole work is to be completed as per design; sample material & any other requirement shall be as per instruction of Architect/Client.

**3. Measurements:**

- The rate shall be consolidated for all above items.
- The rate shall include the cost of all materials, labour, scaffolding etc. to complete the whole work satisfactorily as per instruction of Architect/Client.
- No extra payment will be given for any of the reasons.
- Rate to be inclusive of all material, wastage, necessary tools tackles etc for fixing at all heights and for all floors.
- The work done shall be measured in Number for area of work done. The rate shall be for a unit of one Number.

**Item No: 98: Sink Cock: Providing and fixing 15mm dia. Sink Cock of as per approved make of selection. Model equivalent to: FLR-5347N**

**1. Material:**

- Sink cock shall be used as per approved sample by Architect/Client.
- All type of material shall be used as per approved make list and confirming to relevant IS codes and approved by Architect/Client.

**2. Workmanship:**

- Work complete as per above specification.
- Work complete including all types of tools, tackles, labour etc complete at any level and height.
- The whole work is to be completed as per design; sample material & any other requirement shall be as per instruction of Architect/Client.

**3. Measurements:**

- The rate shall be consolidated for all above items.
- The rate shall include the cost of all materials, labour, scaffolding etc. to complete the whole work satisfactorily as per instruction of Architect/Client.
- No extra payment will be given for any of the reasons.
- Rate to be inclusive of all material, wastage, necessary tools tackles etc for fixing at all heights and for all floors.
- The work done shall be measured in Number for area of work done. The rate shall be for a unit of one Number.

**Item No: 97: Kitchen sink: Providing and fixing Kitchen sink as per approved make including all fitting material including Fixing of with necessary plumbing work as per detail drawing and plumbing work .Material approved by architect/EIC. Model Equivalent to NIRALI GRACE JUMBO 685X535X254**

**1. Material:**

- Kitchen sink shall be used as per approved sample by Architect/Client.
- All type of material shall be used as per approved make list and confirming to relevant IS codes and approved by Architect/Client.

**2. Workmanship:**

- Work complete as per above specification.
- Work complete including all types of tools, tackles, labour etc complete at any level and height.
- The whole work is to be completed as per design; sample material & any other requirement shall be as per instruction of Architect/Client.

**3. Measurements:**

- The rate shall be consolidated for all above items.
- The rate shall include the cost of all materials, labour, scaffolding etc. to complete the whole work satisfactorily as per instruction of Architect/Client.
- No extra payment will be given for any of the reasons.
- Rate to be inclusive of all material, wastage, necessary tools tackles etc for fixing at all heights and for all floors.
- The work done shall be measured in Number for area of work done. The rate shall be for a unit of one Number.

**Item No: 99: RAINDUET SQUARE 203MM RAINHEAD -1 : Supply, Installation, Testing and Commissioning of Rainduet Square Rainhead of Kohler or equivalent approved make with all necessary fittings material work complete as per the detailed drawing. Rate shall be inclusive of all materials, loading, unloading, all taxes, transportation, placing at all floors and for all leads,etc complete as per detailed drawing & Instruction of Architect/EIC. Model Equivalent to Kohler code No 73038IN-CL-CP RAINDUET EDGE SQUARE 203MM RAINHEAD**

**1. Material:**

- Rainduet Square Rainhead shall be used as per approved sample by Architect/Client.
- All type of material shall be used as per approved make list and confirming to relevant IS codes and approved by Architect/Client.

**2. Workmanship:**

- Work complete as per above specification.
- Work complete including all types of tools, tackles, labour etc complete at any level and height.

- The whole work is to be completed as per design; sample material & any other requirement shall be as per instruction of Architect/Client.
- 3. Measurements:**
- The rate shall be consolidated for all above items.
  - The rate shall include the cost of all materials, labour, scaffolding etc. to complete the whole work satisfactorily as per instruction of Architect/Client.
  - No extra payment will be given for any of the reasons.
  - Rate to be inclusive of all material, wastage, necessary tools tackles etc for fixing at all heights and for all floors.
  - The work done shall be measured in Number for area of work done. The rate shall be for a unit of one Number.

**Item No: 100: RAINDUET SQUARE 203MM RAINHEAD - 2 : Supply, Installation, Testing and Commissioning of Rainduet Square Rainhead of Kohler or equivalent approved make with all necessary fittings material work complete as per the detailed drawing. Rate shall be inclusive of all materials, loading, unloading, all taxes, transportation, placing at all floors and for all leads,etc complete as per detailed drawing & Instruction of Architect/EIC. Model Equivalent to Kohler code No 73199IN-CP RAINDUET SQUARE 203MM RAINHEAD**

- 1. Material:**
- Rainduet Square Rainhead shall be used as per approved sample by Architect/Client.
  - All type of material shall be used as per approved make list and confirming to relevant IS codes and approved by Architect/Client.
- 2. Workmanship:**
- Work complete as per above specification.
  - Work complete including all types of tools, tackles, labour etc complete at any level and height.
  - The whole work is to be completed as per design; sample material & any other requirement shall be as per instruction of Architect/Client.
- 3. Measurements:**
- The rate shall be consolidated for all above items.
  - The rate shall include the cost of all materials, labour, scaffolding etc. to complete the whole work satisfactorily as per instruction of Architect/Client.
  - No extra payment will be given for any of the reasons.
  - Rate to be inclusive of all material, wastage, necessary tools tackles etc for fixing at all heights and for all floors.
  - The work done shall be measured in Number for area of work done. The rate shall be for a unit of one Number.

**Item No: 101: WALL MOUNT SQUARE SHOWERARM (Suite room & Other room): Supply,**

**Installation, Testing and Commissioning of WALL MOUNT SQUARE SHOWERARM of Kohler or equivalent approved make with all necessary fittings material work complete as per the detailed drawing. Rate shall be inclusive of all materials, loading, unloading, all taxes, transportation, placing at all floors and for all leads,etc complete as per detailed drawing & Instruction of Architect/EIC. Model Equivalent to Kohler code No 20138IN-CP; COMPLEMENTRY SQUARE SHOWERARM WALL MOUNT**

**1. Material:**

- Wall Mount Square Showerarm shall be used as per approved sample by Architect/Client.
- All type of material shall be used as per approved make list and confirming to relevant IS codes and approved by Architect/Client.

**2. Workmanship:**

- Work complete as per above specification.
- Work complete including all types of tools, tackles, labour etc complete at any level and height.
- The whole work is to be completed as per design; sample material & any other requirement shall be as per instruction of Architect/Client.

**3. Measurements:**

- The rate shall be consolidated for all above items.
- The rate shall include the cost of all materials, labour, scaffolding etc. to complete the whole work satisfactorily as per instruction of Architect/Client.
- No extra payment will be given for any of the reasons.
- Rate to be inclusive of all material, wastage, necessary tools tackles etc for fixing at all heights and for all floors.
- The work done shall be measured in Number for area of work done. The rate shall be for a unit of one Number.

**Item No: 102: SPATULA HANDSHOWER LARGE WITH HOSE : Supply, Installation, Testing and Commissioning of SPATULA HANDSHOWER LARGE WITH HOSE of Kohler or equivalent approved make with all necessary fittings material work complete as per the detailed drawing. Rate shall be inclusive of all materials, loading, unloading, all taxes, transportation, placing at all floors and for all leads,etc complete as per detailed drawing & Instruction of Architect/EIC. Model Equivalent to Kohler code No 98445IN-CP**

**1. Material:**

- Spatula Handshower Large shall be used as per approved sample by Architect/Client.
- All type of material shall be used as per approved make list and confirming to relevant IS codes and approved by Architect/Client.

**2. Workmanship:**

- Work complete as per above specification.
- Work complete including all types of tools, tackles, labour etc complete at any level and height.

- The whole work is to be completed as per design; sample material & any other requirement shall be as per instruction of Architect/Client.
- 3. Measurements:**
- The rate shall be consolidated for all above items.
  - The rate shall include the cost of all materials, labour, scaffolding etc. to complete the whole work satisfactorily as per instruction of Architect/Client.
  - No extra payment will be given for any of the reasons.
  - Rate to be inclusive of all material, wastage, necessary tools tackles etc for fixing at all heights and for all floors.
  - The work done shall be measured in Number for area of work done. The rate shall be for a unit of one Number.

**Item No: 103: ALEO BATH SPOUT W/ DIVERTER : Supply, Installation, Testing and Commissioning of ALEO BATH SPOUT W/ DIVERTER of Kohler or equivalent approved make with all necessary fittings material work complete as per the detailed drawing. Rate shall be inclusive of all materials, loading, unloading, all taxes, transportation, placing at all floors and for all leads,etc complete as per detailed drawing & Instruction of Architect/EIC. Model Equivalent to Kohler code No 20077IN-CP**

- 1. Material:**
- Aleo Bath Spout W/Diverter shall be used as per approved sample by Architect/Client.
  - All type of material shall be used as per approved make list and confirming to relevant IS codes and approved by Architect/Client.
- 2. Workmanship:**
- Work complete as per above specification.
  - Work complete including all types of tools, tackles, labour etc complete at any level and height.
  - The whole work is to be completed as per design; sample material & any other requirement shall be as per instruction of Architect/Client.
- 3. Measurements:**
- The rate shall be consolidated for all above items.
  - The rate shall include the cost of all materials, labour, scaffolding etc. to complete the whole work satisfactorily as per instruction of Architect/Client.
  - No extra payment will be given for any of the reasons.
  - Rate to be inclusive of all material, wastage, necessary tools tackles etc for fixing at all heights and for all floors.
  - The work done shall be measured in Number for area of work done. The rate shall be for a unit of one Number.

**Item No: 104: RAINJOY SLIDE BAR : Supply, Installation, Testing and Commissioning of RAINJOY SLIDE BAR of Kohler or equivalent approved make with all necessary fittings material work complete as per the detailed drawing. Rate shall be inclusive of all materials, loading, unloading, all taxes, transportation, placing at all floors and for all leads,etc complete as per detailed drawing & Instruction of Architect/EIC. Model Equivalent to Kohler code No 72740IN-CP; RAINJOY SLIDE BAR**

**1. Material:**

- Rainjoy Slide Bar shall be used as per approved sample by Architect/Client.
- All type of material shall be used as per approved make list and confirming to relevant IS codes and approved by Architect/Client.

**2. Workmanship:**

- Work complete as per above specification.
- Work complete including all types of tools, tackles, labour etc complete at any level and height.
- The whole work is to be completed as per design; sample material & any other requirement shall be as per instruction of Architect/Client.

**3. Measurements:**

- The rate shall be consolidated for all above items.
- The rate shall include the cost of all materials, labour, scaffolding etc. to complete the whole work satisfactorily as per instruction of Architect/Client.
- No extra payment will be given for any of the reasons.
- Rate to be inclusive of all material, wastage, necessary tools tackles etc for fixing at all heights and for all floors.
- The work done shall be measured in Number for area of work done. The rate shall be for a unit of one Number.

**Item No: 105: ALEO+RECE B&S TRIM, 40mm with VALVE : Supply, Installation, Testing and Commissioning of ALEO+ RECE B&S TRIM, 40mm of Kohler or equivalent approved make with all necessary fittings material work complete as per the detailed drawing. Rate shall be inclusive of all materials, loading, unloading, all taxes, transportation, placing at all floors and for all leads,etc complete as per detailed drawing & Instruction of Architect/EIC. Model Equivalent to Kohler code No 72328IN-4FP-CP; ALEO+ RECE B&S TRIM, 40mm + 882IN-CP; AQUA TURBO 235 MANUAL VALVE**

**1. Material:**

- Aleo+Rece B&S Trim, 40mm With Valve shall be used as per approved sample by Architect/Client.
- All type of material shall be used as per approved make list and confirming to relevant IS codes and approved by Architect/Client.

**2. Workmanship:**

- Work complete as per above specification.

- Work complete including all types of tools, tackles, labour etc complete at any level and height.
  - The whole work is to be completed as per design; sample material & any other requirement shall be as per instruction of Architect/Client.
- 3. Measurements:**
- The rate shall be consolidated for all above items.
  - The rate shall include the cost of all materials, labour, scaffolding etc. to complete the whole work satisfactorily as per instruction of Architect/Client.
  - No extra payment will be given for any of the reasons.
  - Rate to be inclusive of all material, wastage, necessary tools tackles etc for fixing at all heights and for all floors.
  - The work done shall be measured in Number for area of work done. The rate shall be for a unit of one Number.

**Item No: 106: Bottle Trap: Providing and fixing chromium plated Bottle Trap of as per approved make list , with necessary coupling of approved make for wash basin & sink. Work complete including all type of finishing. Model Equivalent to kohler 75823IN-CP - BOTTLE TRAP 350MM**

- 1. Material:**
- Bottle trap shall be used as per approved sample by Architect/Client.
  - All type of material shall be used as per approved make list and confirming to relevant IS codes and approved by Architect/Client.
- 2. Workmanship:**
- Work complete as per above specification.
  - Work complete including all types of tools, tackles, labour etc complete at any level and height.
  - The whole work is to be completed as per design; sample material & any other requirement shall be as per instruction of Architect/Client.
- 3. Measurements:**
- The rate shall be consolidated for all above items.
  - The rate shall include the cost of all materials, labour, scaffolding etc. to complete the whole work satisfactorily as per instruction of Architect/Client.
  - No extra payment will be given for any of the reasons.
  - Rate to be inclusive of all material, wastage, necessary tools tackles etc for fixing at all heights and for all floors.
  - The work done shall be measured in Number for area of work done. The rate shall be for a unit of one Number.

**Item No: 107: Urinal : Providing and fixing Urinal with sensor valve as per approved make list , with necessary coupling of approved make for wash basin & sink. Work complete including all type of finishing. Model Equivalent to kohler 26475IN-ER-0 SPAN ROUND REAR INLET + 16088IN-NA INLINE STOP VALVE G1/2 G13MM + 16087IN-4-CPJULY INLINE STOP VALVE TRIM**

- 1. Material:**
- Urinal with Pressmatic flush valve shall be used as per approved sample by Architect/Client.

- All type of material shall be used as per approved make list and confirming to relevant IS codes and approved by Architect/Client.
- 2. Workmanship:**
  - Work complete as per above specification.
  - Work complete including all types of tools, tackles, labour etc complete at any level and height.
  - The whole work is to be completed as per design; sample material & any other requirement shall be as per instruction of Architect/Client.
- 3. Measurements:**
  - The rate shall be consolidated for all above items.
  - The rate shall include the cost of all materials, labour, scaffolding etc. to complete the whole work satisfactorily as per instruction of Architect/Client.
  - No extra payment will be given for any of the reasons.
  - Rate to be inclusive of all material, wastage, necessary tools tackles etc for fixing at all heights and for all floors.
  - The work done shall be measured in Number for area of work done. The rate shall be for a unit of one Number.

**Item No: 108: Bath Mixer (Driver's room Bath): Supply, Installation, Testing and Commissioning of 15mm dia Bath spout of Kohler or approved make of selection. Rate shall be inclusive of all materials, loading, unloading, all taxes, transportation, placing at all floors and for all leads,etc complete as per detailed drawing & Instruction of Architect/EIC. Model Equivalent to Kohler code No 98755IN-4-CP; JULY EXPOSED B&S W/O DIV FOR HANDSHOWER**

- 1. Material:**
  - Bath Mixer shall be used as per approved sample by Architect/Client.
  - All type of material shall be used as per approved make list and confirming to relevant IS codes and approved by Architect/Client.
- 2. Workmanship:**
  - Work complete as per above specification.
  - Work complete including all types of tools, tackles, labour etc complete at any level and height.
  - The whole work is to be completed as per design; sample material & any other requirement shall be as per instruction of Architect/Client.
- 3. Measurements:**
  - The rate shall be consolidated for all above items.
  - The rate shall include the cost of all materials, labour, scaffolding etc. to complete the whole work satisfactorily as per instruction of Architect/Client.
  - No extra payment will be given for any of the reasons.
  - Rate to be inclusive of all material, wastage, necessary tools tackles etc for fixing at all heights and for all floors.
  - The work done shall be measured in Number for area of work done. The rate shall be for a unit of one Number.

**Item No: 109: Overhead shower (Driver's room Bath): Supply, Installation, Testing and Commissioning of Overhead Shower with shower arm of Kohler or equivalent approved make with all necessary fittings material work complete as per the detailed drawing. Rate shall be inclusive of all materials, loading, unloading, all taxes, transportation, placing at all floors and for all leads, etc complete as per detailed drawing & Instruction of Architect/EIC. Model Equivalent to Kohler code No : 16356IN-A-CP ; SF SHOWERHEAD WITH ARM & ESCUTCHEON**

**1. Material:**

- Overhead shower shall be used as per approved sample by Architect/Client.
- All type of material shall be used as per approved make list and confirming to relevant IS codes and approved by Architect/Client.

**2. Workmanship:**

- Work complete as per above specification.
- Work complete including all types of tools, tackles, labour etc complete at any level and height.
- The whole work is to be completed as per design; sample material & any other requirement shall be as per instruction of Architect/Client.

**3. Measurements:**

- The rate shall be consolidated for all above items.
- The rate shall include the cost of all materials, labour, scaffolding etc. to complete the whole work satisfactorily as per instruction of Architect/Client.
- No extra payment will be given for any of the reasons.
- Rate to be inclusive of all material, wastage, necessary tools tackles etc for fixing at all heights and for all floors.
- The work done shall be measured in Number for area of work done. The rate shall be for a unit of one Number.

**Item No: 110: Mirror (Others Room): Providing and fixing 6 mm thick mirror of Kohler or as per approved make shall be fixed with SS studs. Provision shall be made for conceal led light work as per detailed drawing / instruction of architect complete. Rate shall be inclusive of frosting work as per detail drawing. Model Equivalent to kohler 26052-BLL; KOHLER ESSENTIAL RECTANGLE MIRROR (560mm L x 864mm H)**

**1. Material:**

- 6 mm thick mirror shall be used as per approved sample by Architect/Client.
- All type of material shall be used as per approved make list and confirming to relevant IS codes and approved by Architect/Client.

**2. Workmanship:**

- Work complete as per above specification.
- Work complete including all types of tools, tackles, labour etc complete at any level and height.
- The whole work is to be completed as per design; sample material & any other requirement shall be as per instruction of Architect/Client.

**3. Measurements:**

- The rate shall be consolidated for all above items.
- The rate shall include the cost of all materials, labour, scaffolding etc. to complete the whole work satisfactorily as per instruction of Architect/Client.
- No extra payment will be given for any of the reasons.
- Rate to be inclusive of all material, wastage, necessary tools tackles etc for fixing at all heights and for all floors.
- The work done shall be measured in Sq.mt for area of work done. The rate shall be for a unit of one Square Meter.

**Item No: 111: Mirror (Suite room ): Providing and fixing 6 mm thick mirror of Kohler or as per approved make shall be fixed with SS studs. Provision shall be made for conceal led light work as per detailed drawing / instruction of architect complete. Rate shall be inclusive of frosting work as per detail drawing. Model Equivalent to kohler 22928IN-NA; VITALITY30X40 COLUMN RECT LIGHT MIRROR**

**4. Material:**

- 6 mm thick mirror shall be used as per approved sample by Architect/Client.
- All type of material shall be used as per approved make list and confirming to relevant IS codes and approved by Architect/Client.

**5. Workmanship:**

- Work complete as per above specification.
- Work complete including all types of tools, tackles, labour etc complete at any level and height.
- The whole work is to be completed as per design; sample material & any other requirement shall be as per instruction of Architect/Client.

**6. Measurements:**

- The rate shall be consolidated for all above items.
- The rate shall include the cost of all materials, labour, scaffolding etc. to complete the whole work satisfactorily as per instruction of Architect/Client.
- No extra payment will be given for any of the reasons.
- Rate to be inclusive of all material, wastage, necessary tools tackles etc for fixing at all heights and for all floors.
- The work done shall be measured in Sq.mt for area of work done. The rate shall be for a unit of one Square Meter.

**Item No: 112: Mirror (Common Toilet): Providing and fixing 6 mm thick mirror of Saint Gobain/ Modiguard / Asahi as per approved make shall be fixed with SS studs. Provision shall be made for conceal led light work as per detailed drawing / instruction of architect complete. Rate shall be inclusive of frosting work as per detail drawing.**

**7. Material:**

- 6 mm thick mirror shall be used as per approved sample by Architect/Client.
- All type of material shall be used as per approved make list and confirming to relevant IS codes and approved by Architect/Client.

**8. Workmanship:**

- Work complete as per above specification.

- Work complete including all types of tools, tackles, labour etc complete at any level and height.
- The whole work is to be completed as per design; sample material & any other requirement shall be as per instruction of Architect/Client.

**9. Measurements:**

- The rate shall be consolidated for all above items.
- The rate shall include the cost of all materials, labour, scaffolding etc. to complete the whole work satisfactorily as per instruction of Architect/Client.
- No extra payment will be given for any of the reasons.
- Rate to be inclusive of all material, wastage, necessary tools tackles etc for fixing at all heights and for all floors.
- The work done shall be measured in Sq.mt for area of work done. The rate shall be for a unit of one Square Meter.

**Item No: 113: Shower Cubicles: Supply & Installation of Shower Cubicles with Fittings (Dorma make) or as per as per Architect selection & approved make.**

**Glass to Wall Hinges (90 Deg or 135 Deg) - 2 Nos.**

**Glass to Wall Small Brackets (90 Deg)**

**without Back Plate - 4 Nos.**

**Towel Rod cum Handle Bar (458mm x 205mm x 18mm) - 1 No.**

**Water Disper Seal - 1 No.**

**Magnetic Seal (180 Deg) - 1No.**

**Soft Nose Seal - 1No**

**Support Bar 40mm x 40mm**

**Glass: 8 mm thick**

**Door: 1no**

**Work complete including all type of fittings, fixtures, tools, etc complete as per manufacturer specification and drawing.**

**1. Material:**

- Shower cubical shall be used as per approved make and sample by EIC/Architect.
- All type of material shall be used as per approved make list and confirming to relevant IS codes and approved by EIC/Architect.

**2. Workmanship:**

- Work complete as per manufacturer's specification.
- Work complete including all type of tools, tackles, scaffolding etc complete at any level and height
- The whole work is to be completed as per design; sample material & any other requirement shall be as per instruction of EIC/Architect.

- All the Cubical should be fitted to ensure accurate positioning & level of the ceiling, flooring, wall system as per the site/EIC requirements.

**3. Measurements:**

- The rate shall be consolidated for all above items.
- The rate shall include the cost of all materials, labour, scaffolding etc. to complete the whole work satisfactorily as per instruction of EIC/Architect.
- No extra payment will be given for any of the reasons.
- Rate to be inclusive of all material, wastage, necessary tools tackles etc for fixing at all heights and for all floors.
- The work done shall be measured in Numbers for area of work done. The rate shall be for a unit of one Sqmt.

**Item No: 114: Toilet Cubical : @1000(W) X 1500(D) x 2050(H) mm**

**Supply & Installation of Toilet Cubicles as per as per Architect selection & approved make. 12 mm Compact Grade 1.5 mm thick laminate Board of the approved shade by Architect . Accessories for cubicles.1. Aluminum "U" Section with SS Exterior grade Finish.2. Aluminum "H" Section with SS Exterior grade Finish.3. Aluminum Top Rail with SS Exterior grade Finish.4. SS Coat Hook ( SS 316 )5. SS Privacy Thumb Turn ( SS 316)6. SS Door Knob ( SS 316)7. SS Hinges ( SS 316)8. SS Adjustable Leg ( SS 316)With Rubber lining and Screw Etc. Work complete including all type of fittings, fixtures, tools, etc complete as per manufacturer specification and drawing.**

**4. Material:**

- Toilet cubical shall be used as per approved make and sample by EIC/Architect.
- All type of material shall be used as per approved make list and confirming to relevant IS codes and approved by EIC/Architect.

**5. Workmanship:**

- Work complete as per manufacturer's specification.
- Work complete including all type of tools, tackles, scaffolding etc complete at any level and height
- The whole work is to be completed as per design; sample material & any other requirement shall be as per instruction of EIC/Architect.
- All the Cubical should be fitted to ensure accurate positioning & level of the ceiling, flooring, wall system as per the site/EIC requirements.

**6. Measurements:**

- The rate shall be consolidated for all above items.
- The rate shall include the cost of all materials, labour, scaffolding etc. to complete the whole work satisfactorily as per instruction of EIC/Architect.
- No extra payment will be given for any of the reasons.
- Rate to be inclusive of all material, wastage, necessary tools tackles etc for fixing at all heights and for all floors.
- The work done shall be measured in Numbers for area of work done. The rate shall be for a unit of one Per Unit.

**Item No: 115: JC shutter: Supply & Installation of Cubicles with shutter as per as per Architect selection & approved make. 12 mm Compact Grade 1.5 mm thick laminate Board of the approved shade by Architect . Accessories for cubicles.1. Aluminum "U" Section with SS Exterior grade Finish.2. Aluminum "H" Section with SS Exterior grade Finish.3. Aluminum Top Rail with SS Exterior grade Finish.4. SS Coat Hook ( SS 316 )5. SS Privacy Thumb Turn ( SS 316)6. SS Door Knob ( SS 316)7. SS Hinges ( SS 316)8. SS Adjustable Leg ( SS 316)With Rubber lining and Screw Etc. Work**

**complete including all type of fittings, fixtures, tools, etc complete as per manufacturer specification and drawing.**

**1. Material:**

- JC Shutter shall be used as per approved make and sample by EIC/Architect.
- All type of material shall be used as per approved make list and confirming to relevant IS codes and approved by EIC/Architect.

**2. Workmanship:**

- Work complete as per manufacturer's specification.
- Work complete including all type of tools, tackles, scaffolding etc complete at any level and height
- The whole work is to be completed as per design; sample material & any other requirement shall be as per instruction of EIC/Architect.
- All the Cubical should be fitted to ensure accurate positioning & level of the ceiling, flooring, wall system as per the site/EIC requirements.

**3. Measurements:**

- The rate shall be consolidated for all above items.
- The rate shall include the cost of all materials, labour, scaffolding etc. to complete the whole work satisfactorily as per instruction of EIC/Architect.
- No extra payment will be given for any of the reasons.
- Rate to be inclusive of all material, wastage, necessary tools tackles etc for fixing at all heights and for all floors.
- The work done shall be measured in Numbers for area of work done. The rate shall be for a unit of one Numbers.

**Item No 121: S.S. & Glass Railing: Staircase**

**Material: SS 304 Grade MAT finish,**

**Top handrail: Ø 50mm X 1.5mm thick AISI 304 Grade S.S. Modular Handrail**

**Verticle Balustrade : 40mm X 40mm X1.5mm thick AISI 304 Grade S.S Top Mounted Square Baluster with Double Glass holding Accessories,100 x 100 x 8mm Thick 304 Grade base Plate With 2 No. Hilti frame Anchor**

**HRD-C M10 X 100 mm : balusters to be placed at approximate 1200.00mm C/C**

**Glass: 12mm thick Straight Toughened Glass as per approved make & sample**

**work complete including all type of modular fittings, fixing, fixtures, accessories, tools, tackles, scaffolding, anchoring, silicon seal, epoxy grouting , insets plates, mock up sample etc complete as per the detailed drawing & Instruction of EIC.**

**1. Material:**

- SS 304 grade element & Glass for railing work shall be used as per approved make and sample by EIC/Architect.
- All type of material shall be used as per approved make list and confirming to relevant IS codes and approved by EIC/Architect.

**2. Workmanship:**

- Work complete as per above specification.
- Work complete including all types of tools, tackles, labour etc complete at any level and height.
- The whole work is to be completed as per design; sample material & any other requirement shall be as per instruction of Architect/Client.

**3. Measurements:**

- The rate shall be consolidated for all above items.

- The rate shall include the cost of all materials, labour, scaffolding etc. to complete the whole work satisfactorily as per instruction of EIC/Architect.
- No extra payment will be given for any of the reasons.
- Rate to be inclusive of all material, wastage, necessary tools tackles etc for fixing at all heights and for all floors.
- Area shall be measured in Running Meter.

**Item No: 139: Trimix flooring: Compaction and finishing of concrete road road by trimix process By using needle and vaccume dewatering serivce ,vaccum dewatering pump Flotter, Surface vibrator ,finishing with required texture, C channel , curing, making provision for contraction/expansion, construction & longitudinal joints by groove cutting machine, providing and filling joints with approved joint filler and sealants, complete all as per direction of Engineer-in-charge.**

**Materials:**

- Trimix flooring shall be used as per and sample approved by Architect/Client.
- Joint filler and sealants shall be used as per approved by Architect/Client.
- All type of material shall be used for flooring work as per approved make list and confirming to relevant IS codes and approved by Architect/Client.

**2. Workmanship:**

- Flooring shall be fixed with equivalent tiles adhesive and underlay foam material as per suggestion of Architect/Client.
- Flooring should be laid as closure to each other.
- Bidder will take care for level matching with other area flooring.
- Scope includes labour, disposal of debris, necessary cutting of tiles without damaging the edges, and cleaning, etc. complete.
- The whole work is to be completed as per design; sample material & any other requirement shall be as per instruction of Architect/Client.

**3. Measurements:**

- The rate shall be consolidated for all above items.
- The rate shall include the cost of all materials, finishing, labour, etc. to complete the whole work satisfactorily as per instruction of Architect/Client.
- No extra payment will be given for any of the reasons.
- The rate shall be for a unit of one Square meter.

**Item No: 143**

**Paver Block: Laying and fixing of 60 mm thick, M40 grade cement concrete pavers blocks including 50 mm thick sand bedding and gap between blocks shall be filled with well sieved fine sand, compaction with vibratory plate compactors as per IRC:SP:63-2004, cleaning the top surface for any debris, block set. including materials, labours, tools, tackles and plants complete as per specifications and as directed by Engineer-In-Charge. Equivalent to Vyara Paver BEGANIT GREY DL R 60MM with minimum average 400 Kg/cm<sup>2</sup> compressive strength at 28 days.**

**1. Material:**

- Paver block shall be used as per approved Vendor & sample by Architect/Client.

- All type of material shall be used as per approved make list and confirming to relevant IS codes and approved by Architect/Client.
- 2. Workmanship:**
  - Work complete as per above specification.
  - Work complete including all types of tools, tackles, labour etc complete at any level and height.
  - The whole work is to be completed as per design; sample material & any other requirement shall be as per instruction of Architect/Client.
- 3. Measurements:**
  - The rate shall be consolidated for all above items.
  - The rate shall include the cost of all materials, labour, scaffolding etc. to complete the whole work satisfactorily as per instruction of Architect/Client.
  - No extra payment will be given for any of the reasons.
  - Rate to be inclusive of all material, wastage, necessary tools tackles etc for fixing at all heights and for all floors.
  - The work done shall be measured in Square Meter for area of work done. The rate shall be for a unit of one Square Meter

**Item No: 152**

**Lawn Grass:- Excavation the area upto the depth of 15-20 cm., Removing all excavated soil and dump as and where directed as per instructions of Engineer-in-charge, Removing all unwanted material like brick-bats, grass roots stumps, stone etc, breaking the clods, Levelling the area, Providing and Mixing 20-23 cm layer of the local fertile field soil, (free from stone, grass roots etc.) mixing of fertilizer and Providing and Mixing farm yard manure at the rate of 3 cu.mt. per 100 sq. mt.- mixing the same with layer of soil, Levelling, Rolling, Pre-planting, Watering , Trimming , all labour , tools , tackles , maintenance with 30 days or more till the grass forms a thick lawn, etc and planting the readymade Carpet Lawn Grass in the form of approved 30 x 30 cm size slabs etc complete as per detail specification.**

This work consist of supplying and planting **grass** at distance of about 30cm x 30 cm after proper anti termite treatment and rolling the same by hand roller and watering etc complete.

Supplying and growing of gardens grass shall be of best quality grown in nursery it shall be of approved quality and type as approved by Engineer in charge. Necessary yellow soil shall be of approved quality duly mixed with approved type and make of fertilizer and chemicals, Pesticides, Fungicides, hormones of approved make and quality.

**1.0 WORKMANSHIP**

- 1.1** Site shall be cleaned by removing all type of impurities and waste material and all type of organic materials as directed by Engineer in charge.
- 1.2** Yellow soil of approved quality shall be uniformly spread all over the ground in uniform thickness and shall be dressed to required level and slope. The yellow soil shall be mixed with organic fertilizer in

proportion as directed by Engineer in charge and recommended chemicals, Pesticides, Fungicides, hormones of approved make and quality shall be mixed in proportion as directed by Engineer in charge.

- 1.3 The site shall be fully watered throughout the area and garden plot Doob Grass shall be fixed in required density as directed by Engineer in charge.
- 1.4 The garden plot Lawn Grass shall then be watered regularly.
- 1.5 The garden plot Grass shall be regularly maintained by cleaning, sweeping, watering, spreading chemicals and Pesticides periodically as directed by Engineer in charge.
- 1.6 The garden plot Doob Grass shall be maintained for three months including watering throughout the area and applying anti termite treatment ones a month
- 2.0 **MODE OF MEASUREMENT & PAYMENT :**
- 2.1. The unit rate of garden plot Doob Grass shall include the cost of all materials, tools and plant required for laying, the same to specified position as per drawings, and as directed by Engineer in charge, etc, and all other incidental expenses for producing item of garden plot Doob Grass work to complete the structure or its components as shown on the drawings, and as directed by Engineer in charge and according to these specifications. They shall also include the cost of making, mixing, recommended fertilizers, chemicals Pesticides fungicides, hormones etc. The unit rate also includes the cost of maintaining the same continuously for three months. The rate of garden plot same grass shall include the cost of all labour, materials, fertilizers. chemicals continuous maintenance for three months as required, tools and plant and all incidental expenses as described herein above.
- 2.2. The garden plot grass work shall be measured for its length and width, limiting dimensions to those specified on plan or as directed. The rate shall be for a unit of one square meter
- 2.3. The payment will be made on square meter basis of the finished work.

**Item No: 153**

**Shrubs:- Providing and planting the saplings of shrubs at 60 cm dist.after excavating the pits 60 x 60 x 60 cm. size and Removing and throwing away the dug soil as directed and refilling the pits with extra fertile field soil (Yellow soil) at the rate 70% and manure at the rate of 30% of the dug soil, and providing and mixing the fertilizer, insecticide etc complete as per detail**

**specification. Work complete including all labour , tools , tackles , maintenance with 30 days or more till the shrubs forms a thick etc**

**1. Material:**

Supplying and growing of Shrubs shall be of quality & category approved by Engineer in charge. Necessary Fertile soil shall be of approved quality duly mixed with approved type and make of fertilizer and chemicals, Pesticides, Fungicides, hormones of approved make and quality. Shrubs shall be used as per selection and approved by EIC/Client/Architect.

**2. Workmanship:**

• Site shall be cleaned by removing all type of impurities and waste material and all type of organic materials as directed by Engineer in charge. Yellow soil of approved quality shall be spread all over the ground in uniform thickness and shall be dressed to required level and slope. The yellow soil shall be mixed with organic fertilizer in proportion as directed by Engineer in charge and recommended chemicals, Pesticides, Fungicides, hormones of approved make and quality shall be mixed in proportion as directed by Engineer in charge.

• The site shall be fully watered throughout and Trees shall be laid in required distance and place as directed by Engineer in charge.

• The Shrubs (various plants) /shall then be watered regularly.

• The Shrubs shall be regularly maintained by cleaning, sweeping, watering, spreading chemicals and Pesticides periodically as directed by Engineer in charge.

**3. Measurements:**

• The unit rate of Shrubs shall include the cost of all materials, tools and required for laying, the same to specified position as per drawings, and as directed by Engineer in charge, etc, and all other incidental expenses for producing item of tree plantation work to complete the structure or its components as shown on the drawings, and as directed by Engineer in charge and according to these specifications. They shall also include the cost of making, mixing, recommended fertilizers, chemicals Pesticides fungicides, hormones etc. The unit rate also includes the cost of maintaining the same continuously for three months.

• The rate of shrubs plantation shall include the cost of all labour, materials, fertilizers. Chemicals, continuous maintenance as required, tools and plant and all incidental expenses as described herein above.

• The plantation work shall be measured for its Number, limiting dimensions to those specified on plan or as directed.

• The payment will be made on Number basis of the finished work.

**Item No: 154**

**Trees :- Providing and planting the saplings of trees of approved varieties after excavating the pits of 60 x 60 x 60 cm. size and Removing the excavated soil and refilling the same with 70% of extra fertile soil and 30% of well rotted farm yard manure including fertilizer, insecticide etc.**

**complete as per detailed specification. .Work complete including all labour , tools , tackles , maintenance with 30 days or more till the shrubs forms a thick etc**

The work shall be executed as per specification of **Item No. 207** except that the **Trees** instead of **Shrubs** shall be considered. The payment will be made on Number basis of the finished work.

**Item No: 155**

**Palm Tree:- Providing and planting the saplings of trees of approved varieties after excavating the pits of 60 x 60 x 60 cm. size and Removing the excavated soil and refilling the same with 70% of extra fertile soil and 30% of well rotted farm yard manure including fertilizer, insecticide etc. complete as per detailed specification. .Work complete including all labour , tools , tackles , maintenance with 30 days or more till the shrubs forms a thick etc**

The work shall be executed as per specification of **Item No. 207** except that the **Palm Tree** instead of **Shrubs** shall be considered. The payment will be made on Number basis of the finished work.

**Item No: 156**

**Raising hedges : After excavating soil upto 30 cm. depth and 30 cm width, preparing soil for planting by supplying and mixing farm yard manure at the rate of 5 cu.m. per 100 sq.mt. area providing and planting cutting of clerodendron (kadavi mendi) in two rows roughly at 18 cm. x 18 cm. distance complete.Removing the excavated soil and refilling the same with 70% of extra fertile soil and 30% of well rotted farm yard manure including fertilizer, insecticide etc. complete as per detailed specification. .Work complete including all labour , tools , tackles , maintenance with 30 days or more till the shrubs forms a thick etc**

The work shall be executed as per specification of **Item No. 207** except that the **Raising Hedges** instead of **Shrubs** shall be considered. The payment will be made on Running Meter basis of the finished work.

**Item No: 157**

**Tree Guard : 800 x 800 x 75 mm Providing and fixing of Concrete tree guard in shot blasted finished and sample approved by Architect/Client. work including all type of material , fittings , accessories , etc . Test certificate shall be submitted by the Manufacturers.**

**1. Materials:**

- Tree Guard shall be used as per approved sample by Architect/ Client.
- All type of material shall be used for work as per approved make list and confirming to relevant IS codes and approved by Architect/ Client.

**2. Workmanship:**

- Work complete as per as described above specification and as per relevant specification The whole works is to be completed as per design, sample material, and any other requirement shall be as per instruction of Architect/ Client.

**3. Measurements:**

- The rate shall be consolidated for all above items.

- The rate shall include the cost of all materials, finishing, labour, scaffolding etc. to complete the whole work satisfactorily as per instruction of Architect/ Client.
- No extra payment will be given for any of the reasons.
- Rate to be inclusive of all material, wastage, necessary tools tackles fabrication etc for fixing at all heights and for all floors.
- The work done shall be measured in Number for area of work done. The rate shall be for a unit of one Number.

**Item No: 158**

**Providing and planting the Champa height 150-165 cm. in big poly bag size 25 cm, after excavating the pits of 60 x 60 x 60 cm. size and Removing the excavated soil and refilling the same with 70% of extra fertile soil and 30% of well rotted farm yard manure including fertilizer, insecticide etc. complete as per detailed specification. .Work complete including all labour , tools , tackles , maintenance with 30 days or more till the shrubs forms a thick etc**

The work shall be executed as per specification of **Item No. 207** except that the **champa** instead of **Shrubs** shall be considered. The payment will be made on Number basis of the finished work.

**Item No: 159**

**Concrete Pot with Artificial planter ( 5' ht): Providing and fixing of Large concrete pot ( 3ft wide x 3'ft depth x 5' ht) as per selection by Architect .**

**1. Materials:**

- Concrete pot shall be used as per approved sample by Architect/ Client.
- All type of material shall be used for work as per approved make list and confirming to relevant IS codes and approved by Architect/ Client.

**2. Workmanship:**

- Work complete as per as described above specification and as per relevant specification The whole works is to be completed as per design, sample material, and any other requirement shall be as per instruction of Architect/ Client.

**3. Measurements:**

- The rate shall be consolidated for all above items.
- The rate shall include the cost of all materials, finishing, labour, scaffolding etc. to complete the whole work satisfactorily as per instruction of Architect/ Client.
- No extra payment will be given for any of the reasons.
- Rate to be inclusive of all material, wastage, necessary tools tackles fabrication etc for fixing at all heights and for all floors.
- The work done shall be measured in Number for area of work done. The rate shall be for a unit of one Number.

**Item No: 160**

**Clay Pot/planter box: Providing and fixing of clay pot/plater box ( 3ft length x 1'ft depth x 1' ht) as per selection by Architect**

**1. Materials:**

- Clay pot/plater box shall be used as per approved sample by Architect/ Client.
- All type of material shall be used for work as per approved make list and confirming to relevant IS codes and approved by Architect/ Client.

**2. Workmanship:**

- Work complete as per as described above specification and as per relevant specification The whole works is to be completed as per design, sample material, and any other requirement shall be as per instruction of Architect/ Client.

**3. Measurements:**

- The rate shall be consolidated for all above items.
- The rate shall include the cost of all materials, finishing, labour, scaffolding etc. to complete the whole work satisfactorily as per instruction of Architect/ Client.
- No extra payment will be given for any of the reasons.
- Rate to be inclusive of all material, wastage, necessary tools tackles fabrication etc for fixing at all heights and for all floors.
- The work done shall be measured in Number for area of work done. The rate shall be for a unit of one Number.

**Item No: 444: Gypsum 30min Fire Resistance ceiling:**

M/F Suspended 30min Fire Resistance ceiling includes Gypserra™ Perimeter Channel {Material-GI(IS513),YS-260Mpa,Finish- Galvanised 150GSM(IS27 )} is fixed along the perimeter of existing wall/ partition with the help of HILTI HPS - 1 (6x40) impact anchor, at 600mm centres. Gypserra™ Ceiling Angle {Material-GI(IS513),YS-260Mpa,Finish-Galvanised 150GSM(IS277)} is suspended by fixing it to the Gyproc® soffit cleat {GI(IS513)YS-260Mpa,Finish-Galvanised 150GSM(IS277)}. Soffit Cleat and Gyproc® Rawl Plug- Ø8x45mm {Material-IS 513 CR2 grade, Zinc coating (7 to 8 microns) pull out load- 6.8kN for M30 concrete grade} creating 1220mm x 1220mm grid. Gypserra™ Intermediate channel {Material-GI(IS513),YS-260Mpa,Finish-Galvanised 150GSM(IS277)} is fixed to the Gypserra™ Ceiling Angle with M6 x 12mm Hex Bolt & Hex Nut arrangement {Material-As per EN 10083 Finish – Zinc Plating} or with 2 Nos of Ø4.2x13 Gyproc® metal to metal screw {Material-Carbon steel EN-ISO 7049/50 Finish- Zinc Coating Thickness- 4.14micron.} The Gypserra™ Ceiling Section {Material-GI(IS513),YS-260Mpa,Finish-Galvanised 150GSM(IS277)} is then fixed to the Gypserra™ Intermediate Channel {Material-GI(IS513),YS-260Mpa,Finish-Galvanised 150GSM(IS277)} with the help of Gyproc® Connecting Clip {Material-High carbon spring steel wire(BS970Gr.En42)-46-48HRC,Finish- Zinc plating 4-6 micron} and in direction perpendicular to the Intermediate channel at 457mm c/c. Use 50mm thick rock wool above ceiling for fire insulation, then Single layer of 15mm tapered edge Gyproc Firestop Board as per (EN 520: 2004, Type F) is then screw fixed to ceiling section with 25mm drywall screws {Material-Carbon steel EN-ISO 7049/50,Finish-Case hardened Grey Phosphating} at 230mm centers on ceiling section & 150mm at periphery of ceiling. Finally square and tapered edges of the boards are to be jointed and finished so as to have a flush look which includes filling and finishing with Gyproc® Easy-fill 90 Jointing compound (Conforms to ASTM C475), Gyproc® Joint Paper tape. Serrated section has effective thickness of 2T (2xdepth), better load carrying capacity.

The item includes providing and fixing trap door of size 600 X 1200 mm as per approved sample of Ceiling panels comprise of a powder-coated beaded steel frame with gypsum / plywood board door. Each panel features a push- latch closing mechanism with door retaining safety cable & hook. Suspenders from ceiling to support the frame and trap door firmly along with necessary hilti fastener, cleats, screws, angles, packing, , safety measures etc. complete work. Necessary cutting / providing openings in the ceiling for AC fixtures, grills, electrical fittings, or other utility services, hatch openings etc. shall be provided by the Contractor and cost of making such

**modifications shall be included in the price.**

**1. Material:**

- Gypsum fire grade ceiling shall be used as per approved make and sample by Architect/Client.
- All type of material shall be used as per approved make list and confirming to relevant IS codes and approved by Architect/Client.

**2. Workmanship:**

- Work complete as per above manufacturers specification.
- Work complete including all type of tools, tackles, scaffolding etc complete at any level and height
- The whole work is to be completed as per design; sample material & any other requirement shall be as per instruction of Architect/Client.

**3. Measurements:**

- The rate shall be consolidated for all above items. Work include cost of making of all cutouts for light fixtures, gadgets, gizmo, pelmets, grooves, beads and also provide support/template where ever required
- The rate shall include the cost of all materials, labour, scaffolding etc. to complete the whole work satisfactorily as per instruction of Architect/Client.
- No extra payment will be given for any of the reasons.
- Rate to be inclusive of all material, wastage, necessary tools tackles etc for fixing at all heights and for all floors.
- The work done shall be measured in square meter for area of work done. The rate shall be for a unit of one Square meter.

**Item No: 446: Wooden ceiling finish with Veneer:**

**Providing and fixing IS 710 12 mm thick Marine plywood false ceiling as per drawing , instruction , sample approved & complete with Aluminium anodised section size 50x50x1.5 mm & 25x50x1.5 mm / GI frame work. the frame work fixed as per drawing @ 600 mm c/c. finish with 4 mm thick Veneer with matt finish monocoat polish. Rate shall inclusive cost of making of all cutouts for light fixtures, gadgets, gizmo, pelmets, grooves, CNC engraving , beads and also provide support/template where ever required. The rate shall be in sq.mt for all floors and at all heights including all costs . (or a sample mock of 5 Sqm minimum of the frame work and ceiling) shall be approved from Architect. 5mm Groove shall be provided at the junction of the false ceiling & the wall. ( considering all levels with require all Framing work and fitting from RCC slab to false ceiling level). Basic rate of teak Veneer 120/Sqft**

**1. Material:**

- 12 mm thick IS 710 Ply shall be used for wooden ceiling as per approved make and sample by EIC/Architect.
- 4 mm thick Veneer with matt finish mono coat polish shall be used for finish of wooden ceiling as per approved make and sample by EIC/Architect.
- Fabrication and ply frame shall be used as per approved make list and confirming to relevant IS codes and approved by EIC/Architect.
- All type of material shall be used as per approved make list and confirming to relevant IS codes and approved by EIC/Architect.

**2. Workmanship:**

- Frame work shall be made by required fabrication and ply with necessary accessories complete.
- 12 mm thick IS 710 ply shall be used for covering.

- Finishing: 4 mm thick Veneer with matt finish mono coat polish
- Work include cost of making of all cutouts for light fixtures, gadgets, gizmo, pelmets, grooves, beads and also provide support/template where ever required
- Work complete including all type of tools, tackles, scaffolding etc complete at any level and height
- The whole work is to be completed as per design; sample material & any other requirement shall be as per instruction of EIC/Architect.

**3. Measurements:**

- The rate shall be consolidated for all above items.
- The rate shall include the cost of all materials, labour, scaffolding etc. to complete the whole work satisfactorily as per instruction of EIC/Architect.
- No extra payment will be given for any of the reasons.
- Rate to be inclusive of all material, wastage, necessary tools tackles etc for fixing at all heights and for all floors.
- The work done shall be measured in square meter for area of work done. The rate shall be for a unit of one Square meter.

**Item No: 447: Wooden ceiling finish with VNR Laminate :**

**" -----Do-----" as per above specification for complete work. Only finish with VNR laminate instead of veneer.**

**1. Material:**

- 12 mm thick IS 710 Ply shall be used for wooden ceiling as per approved make and sample by EIC/Architect.
- 1 mm thick VNR laminate shall be used for wooden ceiling as per approved make and sample by EIC/Architect.
- Fabrication and ply frame shall be used as per approved make list and confirming to relevant IS codes and approved by EIC/Architect.
- All type of material shall be used as per approved make list and confirming to relevant IS codes and approved by EIC/Architect.

**2. Workmanship:**

- Frame work shall be made by required fabrication and ply with necessary accessories complete.
- 12 mm thick IS 710 ply shall be used for covering.
- Finishing: VNR laminate.
- Work include cost of making of all cutouts for light fixtures, gadgets, gizmo, pelmets, grooves, beads and also provide support/template where ever required
- Work complete including all type of tools, tackles, scaffolding etc complete at any level and height
- The whole work is to be completed as per design; sample material & any other requirement shall be as per instruction of EIC/Architect.

**3. Measurements:**

- The rate shall be consolidated for all above items.
- The rate shall include the cost of all materials, labour, scaffolding etc. to complete the whole work satisfactorily as per instruction of EIC/Architect.
- No extra payment will be given for any of the reasons.
- Rate to be inclusive of all material, wastage, necessary tools tackles etc for fixing at all heights and for all floors.
- The work done shall be measured in square meter for area of work done. The rate shall be for a unit of one Square meter.

**Item No: 448: Metal Ceiling: Supplying and Installing metal ceiling - Linear 184-C Galvanized Steel 0.50mm TCT Plain Wooden Powder Coated on visible surface of Panel and backside framing in regular black color Metal False ceiling System.**

**Panel (Galvanized Steel): Metalium make 184C Panels are roll formed using state of the art roll forming lines to 84mm wide, 12.5 mm deep & 0.5 mm TCT Galvanized Steel as per IS-513 with recessed flange of 24 mm. Panel length is up to approximate 5 mtr. Panel shall be Wooden Powder coated on external surface only. When two panels are to be joined, they shall be joined together by means of panel coupler suitable for 184C Panel.**

**Paint Detail: Wooden Powder Coated panel shall be chromatized for maximum bond between metal and paint, enamelled twice under high temperature, one side with full primer and finish coat, the other side (Inner side) with a primer coating and skin coat on continuous paint line or Powder coated panel shall be 50 microns thick on exposed surface.**

**Installation detail: The carrier shall be suspended from slab/truss by 4mm dia galvanized rod & height adjustment powder coated spring steel clips at maximum 1.2 to 1.5 meter centre to centre. The 4mm dia galvanized rod shall be fixed to slab by forming one end "J" shape with roll inserts.**

**Carrier 184-C: Carrier shall be 20mm wide at bottom and 39 mm deep with cutouts to hold the panel in a module of 200 mm, carrier shall be roll formed out of 0.45 mm GI coil and cut to a standard length of 2.5 mtr. When two or more carriers are to be joined, they shall be joined together by means of carrier coupler which will clip on to the holes in the sides of the cut carrier and hold them firmly in place while maintaining the module of 200mm centre to centre. Edge Profile: Edge profile shall be L- shaped, roll formed out of 0.5mm Galvanized steel strips with coil coating or powder Coating in standard colors. Work complete including all type of material, fittings, fixtures, Finish, safety measures, loading, unloading, transportation, all leads, accessories, sample mockup, all floor, all levels, all heights etc complete as per detailed drawings, specifications & instruction of Client/EIC.**

**1. Material:**

- Metal ceiling as per approved make and sample by EIC/Architect.
- All type of material shall be used as per approved make list and confirming to relevant IS codes and approved by EIC/Architect.

**2. Workmanship:**

- Frame work shall be made by required fabrication and ply with necessary accessories complete.
- Work include cost of making of all cutouts for light fixtures, gadgets, gizmo, pelmets, grooves, beads and also provide support/template where ever required
- Work complete including all type of tools, tackles, scaffolding etc complete at any level and height
- The whole work is to be completed as per design; sample material & any other requirement shall be as per instruction of EIC/Architect.

**3. Measurements:**

- The rate shall be consolidated for all above items.
- The rate shall include the cost of all materials, labour, scaffolding etc. to complete the whole work satisfactorily as per instruction of EIC/Architect.
- No extra payment will be given for any of the reasons.
- Rate to be inclusive of all material, wastage, necessary tools tackles etc for fixing at all heights and for all floors.
- The work done shall be measured in square meter for area of work done. The rate shall be for a unit of one Square meter.

**Item No: 449: Gypsum Partition with 25 mm thick rockwool : 100 mm thick**

1. 100mm thick Gypserra™ stud partition which includes double layer of tapered edge 12.5mm thick Gypboard® Plain (conforming to IS 2095 Part 1:2011, Certified board) of size 1219x2438mm is screw fixed to C-stud.

2. 48x0.5mm Gypserra™ C-stud {Material-IS 513, Y/S-300Mpa, Finish - AZ150 (IS 15961)} placed at 610mm c/c in 50x0.5mm Gypserra™ {Material-IS 513, Y/S-300Mpa, Finish - AZ150 (IS 15961)} floor and ceiling channel.

3. Floor & Ceiling channel is anchored to the floor & True ceiling using Gyproc® Rawl plug Ø8x45mm {Material-IS 513 CR1 grade, Zinc coating, Pull Out Load-6.8kN for M30 concrete grade} /Hilti X-GN20MX anchor fasteners at 600mm c/c in centerline.

4. Floor channel to be wrapped with 70µ Self Adhesive LDPE moisture barrier film to further improve corrosion resistance performance.

5. 12.5mm thick Gypboard® Plain board strip of 50 mm width is placed between ceiling channel and RCC ceiling slab to improve fire performance of the system.

6. A Gypserra™ noggin channel {Material-IS 513, Y/S-300 Mpa, Finish - AZ150 (IS 15961)} of 48x0.5mm width has to be provided at the horizontal joints of the two boards.

7. First layer of Gyproc® boards to be screw fixed with Gyproc® drywall screws of 25mm at minimum spacing of 600mm at centre and 600mm at periphery. Second layer to be screw fixed Gyproc® drywall screws of 35mm at minimum spacing of 300mm at centre and 300mm at periphery.

8. 25mm rockwool slab of density 20kg/m<sup>3</sup> shall be placed in metal framework. rockwool holding clip should be used to hold Glasswool slab in its position.

9. Finally square and tapered edges of the boards are to be jointed and finished so as to have a flush look which includes filling and finishing with Gyproc® Pro-Fill Jointing compound (Conforms to ASTM C475), Gyproc® Joint Paper tape or fiber tape.

10. The junction of the partition with masonry & all penetration through the partition has to be treated with Hilti/Pyroplex fire and acoustic sealant.

11. Gyproc® Control Joint has to be provided at every 10 Mtr. c/c. along the length of wall. Contractor should be submitted application certificate from the manufacturer. Rate shall include cost of making of all cut-outs for light fixtures, switchboards gadgets, gizmo, pelmets, grooves, beads and also provide support/template where ever required & For door frame fixing and storages ,shelves,paneling Wooden members to be used shall be of CP teak wood only. The rates are also inclusive of necessary scaffolding, tools, tackles, Internal partial support (between two sturd) at 7' height. The shop drawing or a sample mock of partition shall be approved from EIC and Architect. Structure height is measured up to false ceiling and paid. Work complete including all type of material, fittings, fixtures, Finish, loading , unloading , transporation, , all leads ,accessories, sample mockup, all floor , all levels, all heights etc complete as per detailed drawings ,specifications & instruction of Client/EIC.

**1. Material:**

- Gypsum fire grade ceiling shall be used as per approved make and sample by Architect/Client.
- All type of material shall be used as per approved make list and confirming to relevant IS codes and approved by Architect/Client.

**2. Workmanship:**

- Work complete as per above manufacturers specification.
- Work complete including all type of tools, tackles, scaffolding etc complete at any level and height
- The whole work is to be completed as per design; sample material & any other requirement shall be as per instruction of Architect/Client.

**3. Measurements:**

- The rate shall be consolidated for all above items. Work include cost of making of all cutouts for light fixtures, gadgets, gizmo, pelmets, grooves, beads and also provide support/template where ever required
- The rate shall include the cost of all materials, labour, scaffolding etc. to complete the whole work satisfactorily as per instruction of Architect/Client.

- No extra payment will be given for any of the reasons.
- Rate to be inclusive of all material, wastage, necessary tools tackles etc for fixing at all heights and for all floors.
- The work done shall be measured in square meter for area of work done. The rate shall be for a unit of one Square meter.

**Item No: 450: Full Height Partition Gypsum Partition (60min. fire rating) : 100mm thick Gypserra™ stud partition which includes inner layer of tapered edge 12.5mm thick Gypboard® Plain (conforming to IS 2095 Part 1:2011, Certified board) of size 1219x2438mm and outer layer of tapered edge 12.5mm thick Gyproc® Fireline board of size 1219x2438mm is screw fixed to C-stud. 48x0.5mm Gypserra™ C-stud {Material-IS 513, Y/S-300Mpa, Finish - AZ150 (IS 15961)} placed at 610mm c/c in 50x0.5mm Gypserra™ {Material-IS 513, Y/S-300Mpa, Finish - AZ150 (IS 15961)} floor and ceiling channel. Floor & Ceiling channel is anchored to the floor & True ceiling using Gyproc® Rawl plug Ø8x45mm {Material-IS 513 CR1 grade, Zinc coating, Pull Out Load-6.8kN for M30 concrete grade} / Hilti X-GN20MX anchor fasteners at 600mm c/c in centerline manner. Floor channel to be wrapped with 70µ Self Adhesive LDPE moisture barrier film to further improve corrosion resistance performance. 12.5mm thick Gypboard® Plain board strip of 50mm width is placed between ceiling channel and RCC ceiling slab when deflection is more than 10mm & fire rating is more than 30min. A Gypserra™ noggin channel {Material-IS 513, Y/S-300 Mpa, Finish - AZ150 (IS 15961)} of 50x0.5mm width has to be provided at the horizontal joints of the two boards. First layer of Gyproc® boards to be screw fixed with Gyproc® drywall screws of 25mm at minimum spacing of 600mm at centre and 600mm at periphery. Second layer to be screw fixed Gyproc® drywall screws of 35mm at minimum spacing of 300mm at centre and 300mm at periphery. 50mm Glass wool slab of density 20kg/m<sup>3</sup> shall be placed in metal framework. Glass wool holding clip should be used to hold Glass wool slab in its position. Finally square and tapered edges of the boards are to be jointed and finished so as to have a flush look which includes filling and finishing with Gyproc® Pro-Fill Jointing compound, (Conforms to ASTM C475), Gyproc® Joint Paper tape or fiber tape. The junction of the partition with masonry & all penetration through the partition has to be treated with Hilti/Pyroplex fire and acoustic sealant. All other detailing and specifications to be followed as per approved drawing of Gyproc. Note: Applicator need 60min. fire rating certificates from Gyproc.**

**Rate shall include cost of making of all cut-outs for light fixtures, switchboards gadgets, gizmo, pelmets, grooves, beads and also provide support/template where ever required & For door frame fixing, storages, shelves, paneling etc extra Wooden members to be used shall be of CP teak wood only. Including skirting /MDF board/wooden skirting cut out as per EIC instruction at site. The rate shall be in sq.mt for all floors and at all heights including all costs. including ply base for fixing of TV or Overhead storage wherever required, The rates are also inclusive of necessary scaffolding, tools, tackles,, safety measures , Internal partial support (between two sturd) at 7' height. The shop drawing (or a sample mock of 5 Sqm minimum of the frame work and partition) shall be approved from EIC and Architect. All exposed corner shall be covered with perforated angle as per manufacturer's specifications or as directed by EIC.**

**1. Material:**

- Gypsum fire grade ceiling shall be used as per approved make and sample by Architect/Client.
- All type of material shall be used as per approved make list and confirming to relevant IS codes and approved by Architect/Client.

**2. Workmanship:**

- Work complete as per above manufacturers specification.
- Work complete including all type of tools, tackles, scaffolding etc complete at any level and height

- The whole work is to be completed as per design; sample material & any other requirement shall be as per instruction of Architect/Client.

**3. Measurements:**

- The rate shall be consolidated for all above items. Work include cost of making of all cutouts for light fixtures, gadgets, gizmo, pelmets, grooves, beads and also provide support/template where ever required
- The rate shall include the cost of all materials, labour, scaffolding etc. to complete the whole work satisfactorily as per instruction of Architect/Client.
- No extra payment will be given for any of the reasons.
- Rate to be inclusive of all material, wastage, necessary tools tackles etc for fixing at all heights and for all floors.
- The work done shall be measured in square meter for area of work done. The rate shall be for a unit of one Square meter.

**Item No: 451: Wooden solid Partition finished with Both side VNR Laminate: (3' ht Wooden + 1'-0" glass)**

Providing & fixing 12mm thick fire retardant marine plywood as per IS 710:2010 and IS 5509:2000 fixed on frame work on both side finish with 1mm thick Laminate. The frame work shall be made from square hollow aluminium section size of 50x50x1.5 mm & 25x50x1.5 mm of approved make conforming to IS code. The framework shall be fixed as per drawing vertically @ 600 mm c/c & horizontal 600 mm c/c horizontally.

All ply/wooden shall be treated with anti- termite treatment . Both side finish with VNR Laminate. Glass shall be Lacquered glass as per selection by Architect / EIC. Rates shall also be inclusive of cost of making cut outs/ openings for MEP services & providing additional sections for strengthening around the openings/cutouts additional support for fixing of patch fittings for doors, making grooves between wall & board, in filled with termite treated wooden members if required or as per drawing /instruction of EIC. and no extra payment shall be considered for additional sections provided. work complete including all type of material, fittings , fixtures, Finish, loading , unloading , safety measures , transportation, all leads , accessories, groove, PVC edge banding, adhesive ,tape, headless nails, sample mock-up, all floor , all levels, all heights etc complete as per detailed drawings ,specifications & instruction of Client/EIC. only the clear elevation area shall be measured and paid. sample mock shall be approved from Architect/Client. Equivalent to VNR series laminate.

**1. Material:**

- All type of material shall be used as per approved make list and confirming to relevant IS codes and approved by Architect/ EIC.

**2. Workmanship:**

- Installation: as per above specification for complete work.
- Partition should be in complete level without any variation and deviation. There shall be no tolerance in regard to wall finish. Wherever required proper framing has to be executed to make the surface level.
- Work complete including all type of tools, tackles, scaffolding etc complete at any level and height.
- Work complete as per above manufacturers specification.
- The whole work is to be completed as per design; sample material & any other requirement shall be as per instruction of EIC/Architect.

**3. Measurements:**

- The rate shall be consolidated for all above items.
- The rate shall include the cost of all materials, labour, scaffolding etc. to complete the whole work satisfactorily as per instruction of EIC/Architect.

- No extra payment will be given for any of the reasons.
- Only the clear elevation area of the panelling shall be measured and paid. Contractor shall submit system application certificate from the manufacturer.
- The work done shall be measured in square meter for area of work done. The rate shall be for a unit of one Square meter.

**Item No: 452: Thin Profile Glass Partition : Providing & Fixing of STL45 ie. Single glazed modular system consist of Aluminium section of 25\*45\*2.5 mm thick. All sections duly powder coated with 6063-T6 grade and required accessories ie glass to glass aluminium I sections, T section & 90 degree sections & Glass packing to adjust the floor level. Ceiling profile, Floor profile and wall profile are 25 mm visible face and 45 mm wide with 10mm toughen glass as per approved make & insertion of Thermoplastic gasket to adhere the glass firm & airtight. The sound reduction Value is from 32 to 35 Db. With 6 mm Groove inbuilt in system to accomodate the carpet & the uneven surfaces.**

**Accessories/Hardware: neutral cure glazed & metal silicon sealant of approved make on the periphery of the glass & wood etc.**

**Partition ht will be measured from finish floor to false ceiling level only. The rate shall be in sq.mt for all floors and at all heights including all costs. Glass width size shall be as per suggestion by EIC.**

**Work complete including all type of material, fittings, fixtures, Finish, safety measures, loading, unloading, transportation, all leads, accessories, sample mockup, all floor, all levels, all heights etc complete as per detailed drawings, specifications & instruction of Client/EIC.**

**1. Material:**

- 10 mm thick toughened glass partition shall be used as per approved make and sample by Architect/Client.
- Alluminium section shall be used as per approved make list and confirming to relevant IS codes and approved by Architect/Client.
- All type of material shall be used as per approved make list and confirming to relevant IS codes and approved by Architect/Client.

**2. Workmanship:**

- Work complete as per above specification.
- Work complete including all type of tools, tackles, scaffolding etc complete at any level and height
- The whole work is to be completed as per design; sample material & any other requirement shall be as per instruction of Architect/Client.
- All the partition should be fitted to ensure accurate positioning & level of the ceiling, flooring, and wall system as per the site/EIC requirements.

**3. Measurements:**

- The rate shall be consolidated for all above items.
- The rate shall include the cost of all materials, labour, scaffolding etc. to complete the whole work satisfactorily as per instruction of Architect/Client.
- No extra payment will be given for any of the reasons.
- Rate to be inclusive of all material, wastage, necessary tools tackles etc for fixing at all heights and for all floors.
- The work done shall be measured in square meter for area of work done. The rate shall be for a unit of one Square meter.
- Partition height will be measured from finish floor to false ceiling level only.

**Item No: 453: Double Leaf Glass Door: Providing and fixing in position full height 10mm thick toughened glass STL45 Door System with 6063-T6 grade duly Anodized Aluminium Sections having**

sizes of 45x55x1.5mm thick, 10 mm Toughened Glass including Assa Abloy Door Closure, Hinges, SS Handle (H Type 450mm), SS Bottom Lock, Thermoplastic Gaskets & Screw Caps all necessary hardware of as per approved make by Architect. 10mm thick Saint Gobain make customized clear toughened glass. Work complete including all type of material, fittings, fixtures, Finish, loading, unloading, transportation, all leads, accessories, sample mockup, all floor, all levels, all heights, safety measures, necessary frame work, Scaffolding etc complete as per detailed drawings, specifications & instruction of Client/EIC.

**1. Materials:**

- 10 mm thick toughened glass shall be used as per sample approved by EIC/Architect.
- Hardware shall used of as per approved by EIC/Architect.
- All type of material shall be used for Door as per approved make list and confirming to relevant IS codes and approved by EIC/Architect.

**2. Workmanship:**

- Item includes all necessary fitting / fixing, fixtures, Hardware system with complete as per drawing.
- All doors should be properly leveled without any sagging and with smooth opening and closing. There should be no variation or deviation of any kinds.
- The whole work is to be completed as per design; sample material & any other requirement shall be as per instruction of EIC/Architect.

**3. Measurements:**

- The rate shall be consolidated for all above items.
- The rate shall include the cost of all materials, finishing, labour, etc. to complete the whole work satisfactorily as per instruction of EIC/Architect.
- No extra payment will be given for any of the reasons.
- Rate to be inclusive of all material, wastage, necessary tools tackles etc for fixing at all heights and for all floors. Clear opening area shall be measured & paid in Square meter.

**Item No: 454: Single Leaf Glass Door: Providing and fixing in position full height 10mm thick toughened glass STL45 Door System with 6063-T6 grade duly Anodized Aluminium Sections having sizes of 45x55x1.5mm thick, 10 mm Toughened Glass including Assa Abloy Door Closure, Hinges, SS Handle (H Type 450mm), SS Bottom Lock, Thermoplastic Gaskets & Screw Caps all necessary hardware of as per approved make by Architect. 10mm thick Saint Gobain make customized clear toughened glass. Work complete including all type of material, fittings, fixtures, Finish, loading, unloading, transportation, all leads, accessories, sample mockup, all floor, all levels, all heights, necessary frame work, Scaffolding, safety measures etc complete as per detailed drawings, specifications & instruction of Client/EIC. .**

**1. Materials:**

- 10 mm thick toughened glass shall be used as per sample approved by EIC/Architect.
- Hardware shall used of as per approved by EIC/Architect.
- All type of material shall be used for Door as per approved make list and confirming to relevant IS codes and approved by EIC/Architect.

**2. Workmanship:**

- Item includes all necessary fitting / fixing, fixtures, Hardware system with complete as per drawing.
- All doors should be properly leveled without any sagging and with smooth opening and closing. There should be no variation or deviation of any kinds.
- The whole work is to be completed as per design; sample material & any other requirement shall be as per instruction of EIC/Architect.

**3. Measurements:**

- The rate shall be consolidated for all above items.

- The rate shall include the cost of all materials, finishing, labour, etc. to complete the whole work satisfactorily as per instruction of EIC/Architect.
- No extra payment will be given for any of the reasons.
- Rate to be inclusive of all material, wastage, necessary tools tackles etc for fixing at all heights and for all floors. Clear opening area shall be measured & paid in Square meter.

**Item No: 455: Frosted sparkling glass film (Colour film) : Providing and fixing frosted glass film of approved make Translucent, cast PVC, self-adhesive vinyl, special CRYSTAL-effect film to reproduce Sand-blasting effect on glass with customised designs. MCS warranty of 3 (if exposed to direct sunlight) to 10yrs (indoors) must be endorsed by manufacturer. Rate shall be inclusive of plotter cutting design as per Architect/Client suggestion. Contractor shall provide shop drawing for approval of Architect/Client. Work complete including all type of tools, tackles, scaffolding etc complete as per suggestion of Architect/Client. If in case any application finishing will not as per satisfaction contractor shall remove all film at their cost. Contractor shall do a sample mock of 5 Sqm minimum of glass film), shall be approved from Architect/Client.**

**1. Material:**

- Frosted glass film shall be used as per approved make and sample by Architect/Client.
- All type of material shall be used as per approved make list and confirming to relevant IS codes and approved by Architect/Client.

**2. Workmanship:**

- Work complete as per above specification.
- Work complete including all type of tools, tackles, scaffolding etc complete at any level and height
- The whole work is to be completed as per design; sample material & any other requirement shall be as per instruction of Architect/Client.

**3. Measurements:**

- The rate shall be consolidated for all above items.
- The rate shall include the cost of all materials, labour, scaffolding etc. to complete the whole work satisfactorily as per instruction of Architect/Client.
- No extra payment will be given for any of the reasons.
- Rate to be inclusive of all material, wastage, necessary tools tackles etc for fixing at all heights and for all floors.
- The work done shall be measured in square meter for area of work done. The rate shall be for a unit of one Square meter.

**Item No: 456: Alluminium Skirting : Providing and Fixing of Aluminium Skirting as per approved make having width of 75 MM X thickness of 2mm made out of 6063 Grade Aluminium alloy duly anodised as desired in the RAL Colour code decided by the architect having neat screw fixed arrangement with Rubber seal over it as per Manufacturers Specification. Work complete as per the instruction of Architect. Rate shall inclusive of mock up sample, all materials, loading, unloading, transportation, placing at all floors and for all leads, all accessories as described in item description.**

**1. Material:**

- Alluminium skirting shall be used as per approved make and sample by Architect/Client.
- All type of material shall be used as per approved make list and confirming to relevant IS codes and approved by Architect/Client.

**2. Workmanship:**

- Work complete as per above specification.
- Work complete including all type of tools, tackles, scaffolding etc complete at any level and height

- The whole work is to be completed as per design; sample material & any other requirement shall be as per instruction of Architect/Client.

**3. Measurements:**

- The rate shall be consolidated for all above items.
- The rate shall include the cost of all materials, labour, scaffolding etc. to complete the whole work satisfactorily as per instruction of Architect/Client.
- No extra payment will be given for any of the reasons.
- Rate to be inclusive of all material, wastage, necessary tools tackles etc for fixing at all heights and for all floors.
- The work done shall be measured in Running Meter for area of work done. The rate shall be for a unit of one Running meter.

**Item No: 457: Veneer panelling: Providing & fixing 12mm thick fire retardant marine plywood as per IS 710:2010 and IS 5509:2000 fixed on frame work finish with 4mm thick Veneer & matt finish mono coat polish. The frame work shall be made from square hollow aluminium anodised section size of 50x50x1.5 mm & 25x50x1.5 mm of approved make conforming to IS code. The framework shall be fixed as per drawing vertically @ 600 mm c/c & horizontal 600 mm c/c horizontally. All ply/wooden shall be treated with anti- termite treatment. Measurements for paneling work to be recorded upto finished false ceiling level only irrespective of aluminium frame work, which shall be provided from gr. level to RCC slab / beams soffit level. Rates shall also be inclusive of cost of making CNC/engraving /cut outs/ openings for electrical fixtures, tube lights /air-conditioners,grills, diffusers etc & providing additional sections for strengthening around the openings/cutouts additional support for fixing of patch fittings for doors, making grooves between wall & board, in filled with termite treated wooden members if required or as per drawing /instruction of EIC. and no extra payment shall be considered for additional sections provided. All curved surfaces, recesses, waffles shall be part of the paneling including openable shutter wherever required area and finished with the same material. Work complete including all type of material, fittings , fixtures, Finish, loading , unloading , transportation, all leads ,accessories, groove, adhesive ,tape, headless nails, sample mockup, all floor , all levels, all heights etc complete as per detailed drawings ,specifications & instruction of Client/EIC. Only the clear elevation area of finished plywood wall paneling with Veneer shall be measured and paid. Sample mock shall be approved from Architect/Client. Basic rate of veneer is 110/ Sq.ft**

**1. Material:**

- 12 mm thick fire retardant marine plywood IS 710 for panelling shall be used as per approved make and sample by Architect/Client.
- Frame work shall be used as per approved make list and confirming to relevant IS codes and approved by Architect/Client.
- 4mm thick veneer shall be used as approved make and sample by Architect/client.
- All type of material shall be used as per approved make list and confirming to relevant IS codes and approved by Architect/Client.

**2. Workmanship:**

- Installation: As per specification.
- Finished Material: Veneer with matt finish mono coat polish as per approved sample by Architect/Client.
- Panelling should be in complete level without any variation and deviation. There shall be no tolerance in regard to wall finish. Wherever required proper framing has to be executed to make the surface level.
- Work complete including all type of tools, tackles, scaffolding etc complete at any level and height.

- The whole work is to be completed as per design; sample material & any other requirement shall be as per instruction of Architect/Client.

**3. Measurements:**

- The rate shall be consolidated for all above items.
- The rate shall include the cost of all materials, labour, scaffolding etc. to complete the whole work satisfactorily as per instruction of Architect/Client.
- No extra payment will be given for any of the reasons.
- Rate to be inclusive of all material, wastage, necessary tools tackles etc for fixing at all heights and for all floors.
- Rate shall inclusive of all material ,labor scaffolding, tools, tackles, for all heights and for all levels, Rates shall also be inclusive of cost of making cut outs/ openings for electrical fixtures, tube lights /air-conditioners ,grills, diffusers etc & providing additional sections for strengthening around the openings/cutouts, making grooves between wall & board or as per drawing /instruction of EIC. And no extra payment shall be considered for additional sections provided. All curved surfaces, recesses, waffles shall be part of the paneling including openable shutter wherever required area and finish with the same material.
- Only the clear elevation area shall be measured and paid.
- The work done shall be measured in square meter for area of work done. The rate shall be for a unit of one Square meter.

**Item No: 458: Laminate Panelling:**

**"-----Do -----" as per above item specification for complete work. Using 1 mm thick laminate instead of veneer for panelling work, as per approved by Architect/Client. The rate shall be for all floors, at all heights, all shapes including CNC / Engraving and all costs. Equivalent to VNR Series Laminate.**

**1. Material:**

- 12 mm thick fire retardant marine plywood IS 710 for panelling shall be used as per approved make and sample by Architect/Client.
- Frame work shall be used as per approved make list and confirming to relevant IS codes and approved by Architect/Client.
- Laminate (VNR series) shall be used as approved make and sample by Architect/client.
- All type of material shall be used as per approved make list and confirming to relevant IS codes and approved by Architect/Client.

**2. Workmanship:**

- Installation: As per specification.
- Finished with Laminate as per approved sample by Architect/Client
- Panelling should be in complete level without any variation and deviation. There shall be no tolerance in regard to wall finish. Wherever required proper framing has to be executed to make the surface level.
- Work complete including all type of tools, tackles, scaffolding etc complete at any level and height.
- The whole work is to be completed as per design; sample material & any other requirement shall be as per instruction of Architect/Client.

**3. Measurements:**

- The rate shall be consolidated for all above items.
- The rate shall include the cost of all materials, labour, scaffolding etc. to complete the whole work satisfactorily as per instruction of Architect/Client.
- No extra payment will be given for any of the reasons.
- Rate to be inclusive of all material, wastage, necessary tools tackles etc for fixing at all heights and for all floors.

- Rate shall inclusive of all material ,labor scaffolding, tools, tackles, for all heights and for all levels, Rates shall also be inclusive of cost of making cut outs/ openings for electrical fixtures, tube lights /air-conditioners ,grills, diffusers etc & providing additional sections for strengthening around the openings/cutouts, making grooves between wall & board or as per drawing /instruction of EIC. And no extra payment shall be considered for additional sections provided. All curved surfaces, recesses, waffles shall be part of the paneling including openable shutter wherever required area and finish with the same material.
- Only the clear elevation area shall be measured and paid.
- The work done shall be measured in square meter for area of work done. The rate shall be for a unit of one Square meter.

**Item No: 459: Artificial stone panelling: " -----Do -----" as per above item specification for complete work . Using 15 mm thick Artificial stone instead of veneer for panelling work. The rate shall be for all floors, at all heights, all shapes including all costs.**

**1. Material:**

- 12mm thick fire retardant marine plywood IS 710 for panelling shall be used as per approved make and sample by Architect/Client.
- Frame work shall be used as per approved make list and confirming to relevant IS codes and approved by Architect/Client.
- Artificial stone shall be used for panelling as per approved make and sample by EIC/Architect.
- All type of material shall be used as per approved make list and confirming to relevant IS codes and approved by EIC/Architect.

**2. Workmanship:**

- Installation: As per specification.
- Panelling should be in complete level without any variation and deviation. There shall be no tolerance in regard to wall finish. Wherever required proper framing has to be executed to make the surface level.
- Work complete including all type of tools, tackles, scaffolding etc complete at any level and height.
- The whole work is to be completed as per design; sample material & any other requirement shall be as per instruction of Architect/Client.

**3. Measurements:**

- The rate shall be consolidated for all above items.
- The rate shall include the cost of all materials, labour, scaffolding etc. to complete the whole work satisfactorily as per instruction of Architect/Client.
- No extra payment will be given for any of the reasons.
- Rate to be inclusive of all material, wastage, necessary tools tackles etc for fixing at all heights and for all floors.
- Rate shall inclusive of all material ,labor scaffolding, tools, tackles, for all heights and for all levels, Rates shall also be inclusive of cost of making cut outs/ openings for electrical fixtures, tube lights /air-conditioners ,grills, diffusers etc & providing additional sections for strengthening around the openings/cutouts, making grooves between wall & board or as per drawing /instruction of EIC. And no extra payment shall be considered for additional sections provided. All curved surfaces, recesses, waffles shall be part of the paneling including openable shutter wherever required area and finish with the same material.
- Only the clear elevation area shall be measured and paid.

- The work done shall be measured in square meter for area of work done. The rate shall be for a unit of one Square meter.

**Item No: 460 : Ventura Fluted Panelling : Americal walnut : 305 mm x 19 mm**

**" -----Do-----" as per above item specification for complete work . using ventura fluted panel for panelling work, as per approved by Architect/Client. TThe rate shall be for all floors, at all heights, all shapes including all costs.**

**1. Material:**

- All type of material shall be used as per approved make list and confirming to relevant IS codes and approved by EIC/Architect.

**2. Workmanship:**

- Installation: As per specification.
- Panelling should be in complete level without any variation and deviation. There shall be no tolerance in regard to wall finish. Wherever required proper framing has to be executed to make the surface level.
- Work complete including all type of tools, tackles, scaffolding etc complete at any level and height.
- The whole work is to be completed as per design; sample material & any other requirement shall be as per instruction of Architect/Client.

**3. Measurements:**

- The rate shall be consolidated for all above items.
- The rate shall include the cost of all materials, labour, scaffolding etc. to complete the whole work satisfactorily as per instruction of Architect/Client.
- No extra payment will be given for any of the reasons.
- Rate to be inclusive of all material, wastage, necessary tools tackles etc for fixing at all heights and for all floors.
- Rate shall inclusive of all material ,labor scaffolding, tools, tackles, for all heights and for all levels, Rates shall also be inclusive of cost of making cut outs/ openings for electrical fixtures, tube lights /air-conditioners ,grills, diffusers etc & providing additional sections for strengthening around the openings/cutouts, making grooves between wall & board or as per drawing /instruction of EIC. And no extra payment shall be considered for additional sections provided. All curved surfaces, recesses, waffles shall be part of the paneling including openable shutter wherever required area and finish with the same material.
- Only the clear elevation area shall be measured and paid.
- The work done shall be measured in square meter for area of work done. The rate shall be for a unit of one Square meter.

**Item No: 461: Gypsum panelling: Gypsum panelling :The M/F wall lining includes 12.5mm Gyproc® Quattro Gypsum Board, screw fixed with drywall screws of 25mm at 300mm centers to one side of 45X18X0.5mm Gypliner ceiling channel (0.5mm thick having 18mm flange each made of GI Steel) placed at 600mm center to center in 195X29.5X0.9mm fixing bracket at 900mm c/c with 25X25X0.5mm Gypliner angle at bottom and top of the channel such a manner that joints staggered to avoid leakage through joints. Fixing strip of 75X0.5mm should be installed at horizontal joint of boarding. Finally square and tapered edges of the boards are to be jointed and finished so as to have a flush look which includes filling and finishing with Jointing compound and Joint Paper tape. 50mm Glass wool of density 20kg/m3 should be placed in metal frame. Necessary fabrication with anticorrosive paint work , scaffolding, anchor fasting , bolting HILTI or equivalent make with testing certified in scope of contractor)Rate shall include cost of making of all cut-outs for light fixtures, switchboards gadgets, gizmo, pelmets, grooves, beads cut out as per**

**EIC instruction at site. The rate shall be in sq.mt for all floors and at all heights including all costs. The shop drawing (or a sample mock of 5 Sqm minimum of the frame work and partition) shall be approved from EIC and Architect. Panelling item including openable shutter wherever required area and finish with the same material. Only the clear elevation area shall be measured and paid.**

**1. Material:**

- Frame work shall be used as per approved make list and confirming to relevant IS codes and approved by Architect/Client.
- All type of material shall be used as per approved make list and confirming to relevant IS codes and approved by EIC/Architect.

**2. Workmanship:**

- Installation: As per specification.
- Panelling should be in complete level without any variation and deviation. There shall be no tolerance in regard to wall finish. Wherever required proper framing has to be executed to make the surface level.
- Work complete including all type of tools, tackles, scaffolding etc complete at any level and height.
- The whole work is to be completed as per design; sample material & any other requirement shall be as per instruction of Architect/Client.

**3. Measurements:**

- The rate shall be consolidated for all above items.
- The rate shall include the cost of all materials, labour, scaffolding etc. to complete the whole work satisfactorily as per instruction of Architect/Client.
- No extra payment will be given for any of the reasons.
- Rate to be inclusive of all material, wastage, necessary tools tackles etc for fixing at all heights and for all floors.
- Rate shall inclusive of all material ,labor scaffolding, tools, tackles, for all heights and for all levels, Rates shall also be inclusive of cost of making cut outs/ openings for electrical fixtures, tube lights /air-conditioners ,grills, diffusers etc & providing additional sections for strengthening around the openings/cutouts, making grooves between wall & board or as per drawing /instruction of EIC. And no extra payment shall be considered for additional sections provided. All curved surfaces, recesses, waffles shall be part of the paneling including openable shutter wherever required area and finish with the same material.
- Only the clear elevation area shall be measured and paid.
- The work done shall be measured in square meter for area of work done. The rate shall be for a unit of one Square meter.

**Item No: 462: Accoustic Panelling:**

**Providing and fixing Accoustic Panel board 9 mm thick Artois /Aerolite/ Ecotech as per approved make & Sample by Architect/ Client.**

**Supplying Marco Polyester Fiber acoustic wall paneling.Thickness:- 9 MM**

**Density:- 200 kg/m<sup>3</sup> , NRC: - 0.75 @ 125-4000 Hz Noise.**

**Fire performance:- Class A , Accoustic board fixing on wall directly with SR 505 Adhesive or otherwise fix on 6 mm thick base ply & framing work . Work Inclusive of Cutting as per detailed drawing and instruction of Architect.**

**Including surface preparation, Including cost of all type of tools, tackles, all labour, scaffolding, transportation, cleaning, at all floor, all level, all depth, all Height,**

**all lead and lift etc. etc. work complete as per the detailed drawing, approved sample,**

**specifications and instruction of Architect/EIC. Sample mock shall be approved from Architect/EIC. Only the clear elevation area shall be measured and paid.**

**1. Material:**

- Accoustic panel board for panelling shall be used as per approved make and sample by Architect/ EIC.
- All type of material shall be used as per approved make list and confirming to relevant IS codes and approved by Architect/ EIC.

**2. Workmanship:**

- Installation: as per above specification for complete work.
- Panelling should be in complete level without any variation and deviation. There shall be no tolerance in regard to wall finish. Wherever required proper framing has to be executed to make the surface level.
- Work complete including all type of tools, tackles, scaffolding etc complete at any level and height
- Work complete as per above manufacturers specification.
- The whole work is to be completed as per design; sample material & any other requirement shall be as per instruction of EIC/Architect.

**3. Measurements:**

- The rate shall be consolidated for all above items.
- The rate shall include the cost of all materials, labour, scaffolding etc. to complete the whole work satisfactorily as per instruction of EIC/Architect.
- No extra payment will be given for any of the reasons.
- Only the clear elevation area of the panelling shall be measured and paid. Contractor shall submit system application certificate from the manufacturer.
- The work done shall be measured in square meter for area of work done. The rate shall be for a unit of one Square meter.

**Item No: 463: Extra labor rate for providing various sizes as per the detailed drawing CNC cutting / Engraving work for any type of material approved by EIC / Architect. The rate shall be for all floors, at all heights, all shapes including all costs.**

**1. Workmanship:**

- Work complete as per above specification.
- Work complete including all types of tools, tackles, labour etc complete at any level and height.
- The whole work is to be completed as per design; sample material & any other requirement shall be as per instruction of Architect/Client.

**2. Measurements:**

- The rate shall be consolidated for all above items.
- The rate shall include the cost of all materials, labour, scaffolding etc. to complete the whole work satisfactorily as per instruction of Architect/Client.
- No extra payment will be given for any of the reasons.
- Rate to be inclusive of all material, wastage, necessary tools tackles etc for fixing at all heights and for all floors.
- The work done shall be measured in Square Meter for area of work done. The rate shall be for a unit of one Square Meter. Clear elevation area shall be measured and paid.

**Item No: 464: Soft Board : Providing and fixing on wall 12mm thick approved quality soft board with cotton cloth/fabric of approved make and shade on 12mm thick IS 710 ply 50 mm thick approved Glass wool sheet with PVC grip , as approved sample and as directed by EIC. The work**

shall be measured & paid in Sqm. for all floors, all level and at all heights including all costs .Only the clear elevation area of the cloth/fabric shall be measured and paid. All the work complete as per the detailed drawing, mockup sample and instruction of Architect/EIC. Basic rate of cotton cloth /fabric for 54" wide shall be Rs. 200/Rmt.

**1. Material:**

- All type of material shall be used as per approved make list and confirming to relevant IS codes and approved by Architect/Client.

**2. Workmanship:**

- Work complete as per above specification.
- Work complete including all type of tools, tackles, scaffolding etc complete at any level and height
- The whole work is to be completed as per design; sample material & any other requirement shall be as per instruction of Architect/Client.

**3. Measurements:**

- The rate shall be consolidated for all above items.
- The rate shall include the cost of all materials, labour, scaffolding etc. to complete the whole work satisfactorily as per instruction of Architect/Client.
- No extra payment will be given for any of the reasons.
- Rate to be inclusive of all material, wastage, necessary tools tackles etc for fixing at all heights and for all floors.
- The work done shall be measured in Square Meter for area of work done. The rate shall be for a unit of one Square meter.

**Item No: 465: Ply palmet : Providing and fixing wooden pelmets of up to 200 mm x 300 mm L shape made of 19mm thick ply as per IS 710 and beading of 4mm thick and 25mm wide Ghana Teak wood for projection screen. Rate to be inclusive of lipping, cutting, wastages, necessary fixtures, nails, adhesives, necessary scaffolding, fixing at all heights and for all floors as per drawing and approved sample etc should also take load of all roller blinds.**

**1.**

- Wooden pelmets shall be used as per approved make and sample by Architect/Client.
- All type of material shall be used as per approved make list and confirming to relevant IS codes and approved by Architect/Client.

**2. Workmanship:**

- Work complete as per above specification.
- Work complete including all type of tools, tackles, scaffolding etc complete at any level and height
- The whole work is to be completed as per design; sample material & any other requirement shall be as per instruction of Architect/Client.

**3. Measurements:**

- The rate shall be consolidated for all above items.
- The rate shall include the cost of all materials, labour, scaffolding etc. to complete the whole work satisfactorily as per instruction of Architect/Client.
- No extra payment will be given for any of the reasons.
- Rate to be inclusive of all material, wastage, necessary tools tackles etc for fixing at all heights and for all floors.
- The work done shall be measured in Running Meter for area of work done. The rate shall be for a unit of one Running meter.

**Item No: 466: Eyelet Curtain : For Suite room**

**Supply and installation of Eyelet curtains ( 3 Plit curtain ) of approved make as per architect selection . Double rod with front sheer curtain and back main curtain as per selection of architect. Work complete including all type of stitching , fixing , accessories , inclusive of installation, material cost, labor, wastage, operating system all tools tackles, scaffoldings, hardware at all floors, all levels and heights, necessary edge binding with approved fabric and thread of colour similar to the colour of the blinds. Same rate shall be applicable for all heights and for all floors. height will be measured from top of the palmet to sill bottom lvl. height will be measured from top of the palmet to sill bottom lvl.**

**MAIN FABRICS + SHEER FABRICS+ BLACKOUT : rate of Fabric is 950 / Rmt .**

**1. Material:**

- Eyelet Curtain (3 Plit curtain) shall be used as per approved make and sample by Architect/Client.
- All type of material shall be used as per approved make list and confirming to relevant IS codes and approved by Architect/Client.

**2. Workmanship:**

- Fixing of curtain as per approved sample by Architect/Client.
- All the work complete as per the detailed drawing and instruction of Architect/Client.
- Work complete including all type of tools, tackles, scaffolding etc complete at any level and height
- The whole work is to be completed as per design; sample material & any other requirement shall be as per instruction of Architect/Client.

**3. Measurements:**

- The rate shall be consolidated for all above items.
- The rate shall include the cost of all materials, labour, scaffolding etc. to complete the whole work satisfactorily as per instruction of Architect/Client.
- No extra payment will be given for any of the reasons.
- Rate to be inclusive of all material, wastage, necessary tools tackles etc for fixing at all heights and for all floors.
- The size of the blind will be measured from end to end bracket (Left to Right bracket) height will be measured from top of the pelmet to sill bottom LVL and clear opening size only there will be not extra payment towered overlapping.
- Area shall be measured in Square Meter.

**Item No: 467: Eyelet Curtain : For other area**

**Supply and installation of Eyelet curtains(3 Plit curtain) of approved make as per architect selection .**

**"-----Do-----" as per above specification for complete work .**

**MAIN FABRICS + BLACKOUT : rate of Fabric is 650 / Rmt .**

**1. Material:**

- Eyelet curtains shall be used as per approved make and sample by Architect/Client.
- All type of material shall be used as per approved make list and confirming to relevant IS codes and approved by Architect/Client.

**1. Workmanship:**

- Fixing of curtain as per approved sample by Architect/Client.
- All the work complete as per the detailed drawing and instruction of Architect/Client.
- Work complete including all type of tools, tackles, scaffolding etc complete at any level and height

- The whole work is to be completed as per design; sample material & any other requirement shall be as per instruction of Architect/Client.

**3. Measurements:**

- The rate shall be consolidated for all above items.
- The rate shall include the cost of all materials, labour, scaffolding etc. to complete the whole work satisfactorily as per instruction of Architect/Client.
- No extra payment will be given for any of the reasons.
- Rate to be inclusive of all material, wastage, necessary tools tackles etc for fixing at all heights and for all floors.
- The size of the blind will be measured from end to end bracket (Left to Right bracket) height will be measured from top of the pelmet to sill bottom LVL and clear opening size only there will be not extra payment towered overlapping.
- Area shall be measured in Square Meter.

**Item No ; 468 : Providing and fixing screen: Providing & fixing screen made from metal screen with combination of solid wooden frame and HDF board comination with required rosegold/Antique finish as per selection . As per design concept given by architect contractor shall provide final 3D design and instalation detail for approval of Architect . instalation including fixing from slab level & floor level also with necessary framework and groutingwork etc rate shall be inclusive of laser cutting work on Metal / HDF sheet.Rate to be inclusive of cutting, wastages, necessary fixtures, nails, adhesives, necessary scaffolding, fixing at all heights and for all floors as per drawing and approved sample etc.**

**1. Material:**

- All type of material for shall be used as per approved make list and confirming to relevant IS codes and approved by Architect/Client.

**2. Workmanship:**

- Work complete as per above specification.
- Work complete including all types of tools, tackles, labour etc complete at any level and height.
- The whole work is to be completed as per design; sample material & any other requirement shall be as per instruction of Architect/Client.

**3. Measurements:**

- The rate shall be consolidated for all above items.
- The rate shall include the cost of all materials, labour, scaffolding etc. to complete the whole work satisfactorily as per instruction of Architect/Client.
- No extra payment will be given for any of the reasons.
- Rate to be inclusive of all material, wastage, necessary tools tackles etc for fixing at all heights and for all floors.
- The work done shall be measured in Square Meter for area of work done. The rate shall be for a unit of one Square Meter.

**Item No 469: Reception Table: @ 2100 x 750 x 1050 mm**

**Providing and fixing Reception table unit consist main table with pedestal unit with all necessary accessories keyboard, CPU stand , cable manager, etc with all required necessary accessories.**

**Front panel top: 15-18 mm thick Artificial stone / Quartz with ply structure finish & 4 mm thick Veneer with polish.**

**Working Desk Top: 35 mm thick top comprising from IS 303 BWR ply with 4 mm thick Veneer with polish.**

**Table front: As per detail drawing and reference image made from Artificial stone / 4 mm thick veneer with polish , backlit and logo engraving work complete as per detail drawing**

**Verticle support: As per detail drawing and reference image made from 25 mm thick IS 303 BWR ply with 4 mm thick Veneer with polish providing and fixing as per requirement of socket and quantity Pop up tabletop electrical WIRE MANAGEMENT BOX SS finish. The work shall be done as per the detailed drawing, specifications, sample approved and as directed by the Architect/Client. The rate shall be for complete item inclusive of all material, labour, wastages, necessary tools & tackles, adhesives consumable hardware & required SS 304 grade ardware/accessories, grooves pvc edge banding, etc of approved make for all floors, all heights, all levels and all places within campus. Contractor shall do all the needful and shall fulfill Architect's design intent. No additional claims will be entertained for this. Basic rate of stone is 300/ Sq.ft. Basic rate of veneer is 120 / Sq.ft**

**Ref Image**



**1. Material:**

- All type of material for shall be used as per approved make list and confirming to relevant IS codes and approved by Architect/Client.

**2. Workmanship:**

- Work complete as per above specification.
- Work complete including all types of tools, tackles, labour etc complete at any level and height.
- The whole work is to be completed as per design; sample material & any other requirement shall be as per instruction of Architect/Client.

**3. Measurements:**

- The rate shall be consolidated for all above items.
- The rate shall include the cost of all materials, labour, scaffolding etc. to complete the whole work satisfactorily as per instruction of Architect/Client.
- No extra payment will be given for any of the reasons.
- Rate to be inclusive of all material, wastage, necessary tools tackles etc for fixing at all heights and for all floors.
- The work done shall be measured in Numbers for area of work done. The rate shall be for a unit of one Numbers.

**Item No: 470: GM table unit:**

**Table top : 2400 x 900 x 750mm,**

**Side Unit - 400 x 450 mm,**

**Pedestal Unit-400x470X545.**

Providing and fixing table unit consist main table, side table, back storage with pedestal unit with all necessary accessories keyboard, CPU stand, cable manager, modesty panel etc with all required necessary accessories. All finishes laminate, powder coating /anodizing shade shall be approved by architect. Rate shall inclusive of mock up sample providing and fixing at site of unit for approval of architect.

All Table top : 50 mm thick postfoam top (reverse bull nose) with 1 mm thick VNR laminate finish as per approved make and sample by Architect/ Client.

Verticle support: comprising from IS 303 BWR ply with both side finish with 1 mm thick VNR Laminate

Wire management: Raceway :0.8 mm thick CRCA horizontal and vertical raceways with metal separator .one way or two way openable flip top box mounted on table top squeeze :A special flexible rubber component that allows easy and safe passage of wires. All the exposed edges are sealed with 2mm thick PVC Imported edge banding on sides and bottom. The top and drawer facia are sealed with 2mm thick PVC edge. The drawer unit consists of 1 box drawer and 1 file drawer. The drawer box is fitted with telescopic channel Hettich or Haffle make for free movement. The drawer unit is provided with central locking system, where in the drawer are locked with one key. SS 304 recessed handles are provided for easy opening and closing of drawer. The drawer unit is fitted on castors (optional) for easy mobility. PVC edge banding are imported from Rehau or Dolken of Germany. The complete furniture unit is factory assembled with knock down fittings. Rate shall inclusive of mock up sample, all materials, loading, unloading, transportation, monocoat polish, placing at all floors and for all leads, all accessories as described in item description. Work complete as per the detailed drawing, mockup sample and instruction of Architect/Client. Equivalent to VNR Series Laminate.

Ref Image



**1. Material:**

- All type of material for shall be used as per approved make list and confirming to relevant IS codes and approved by Architect/Client.

**2. Workmanship:**

- Work complete as per above specification.
- Work complete including all types of tools, tackles, labour etc complete at any level and height.
- The whole work is to be completed as per design; sample material & any other requirement shall be as per instruction of Architect/Client.

**3. Measurements:**

- The rate shall be consolidated for all above items.

- The rate shall include the cost of all materials, labour, scaffolding etc. to complete the whole work satisfactorily as per instruction of Architect/Client.
- No extra payment will be given for any of the reasons.
- Rate to be inclusive of all material, wastage, necessary tools tackles etc for fixing at all heights and for all floors.
- The work done shall be measured in Unit for area of work done. The rate shall be for a unit of one Unit.

**Item No: 471: DGM table unit :**

**Table top : 2100 x 750 x 750mm, Side Unit - 1050 x 450 mm , Pedestal Unit-400x470X545.**

**Providing and fixing table unit consist main table, side table ,back storage with pedestal unit with all necessary accessories keyboard, CPU stand ,cable manager, modesty panel etc with all required necessary accessories. All finishes laminate,powder coating /anodizing shade shall be approved by architect. Rate shall inclusive of mock up sample providing and fixing at site of unit for approval of architect.**

**All Table top : 35 mm thick postfoam top (reverse bull nose) with 1 mm thick VNR laminate finish as per approved make and sample by Architect/ Client.**

**" -----Do-----" as per above specification for complete work.**

**Ref Image**



**1. Material:**

- All type of material for shall be used as per approved make list and confirming to relevant IS codes and approved by Architect/Client.

**2. Workmanship:**

- Work complete as per above specification.
- Work complete including all types of tools, tackles, labour etc complete at any level and height.
- The whole work is to be completed as per design; sample material & any other requirement shall be as per instruction of Architect/Client.

**3. Measurements:**

- The rate shall be consolidated for all above items.
- The rate shall include the cost of all materials, labour, scaffolding etc. to complete the whole work satisfactorily as per instruction of Architect/Client.
- No extra payment will be given for any of the reasons.
- Rate to be inclusive of all material, wastage, necessary tools tackles etc for fixing at all heights and for all floors.

- The work done shall be measured in Unit for area of work done. The rate shall be for a unit of one Unit.

**Item No: 472: Others cabin table unit :**

**Table top : 1800 x 750 x 750mm, Side Unit - 1050 x 450 mm , Pedestal Unit-400x470X545.**

Providing and fixing table unit consist main table, side table ,back storage with pedestal unit with all necessary accessories keyboard, CPU stand ,cable manager, modesty panel etc with all required necessary accessories. All finishes laminate,powder coating /anodizing shade shall be approved by architect. Rate shall inclusive of mock up sample providing and fixing at site of unit for approval of architect.

All Table top : 35 mm thick postfoam top (reverse bull nose) with 1 mm thick VNR laminate finish as per approved make and sample by Architect/ Client.

" -----Do-----" as per above specification for complete work.

**Ref Image**



**1. Material:**

- All type of material for shall be used as per approved make list and confirming to relevant IS codes and approved by Architect/Client.

**2. Workmanship:**

- Work complete as per above specification.
- Work complete including all types of tools, tackles, labour etc complete at any level and height.
- The whole work is to be completed as per design; sample material & any other requirement shall be as per instruction of Architect/Client.

**3. Measurements:**

- The rate shall be consolidated for all above items.
- The rate shall include the cost of all materials, labour, scaffolding etc. to complete the whole work satisfactorily as per instruction of Architect/Client.
- No extra payment will be given for any of the reasons.
- Rate to be inclusive of all material, wastage, necessary tools tackles etc for fixing at all heights and for all floors.
- The work done shall be measured in Unit for area of work done. The rate shall be for a unit of one Unit.

**Item No: 473: Others cabin table unit:**

**Table top : 1500 x 750 x 750 mm, Side Unit : 1200 x 450x 750 mm, Pedestal Unit-400x470X545.**

Providing and fixing table unit consist main table, side table ,back storage with pedestal unit with

all necessary accessories keyboard, CPU stand ,cable manager, modesty panel etc with all required necessary accessories. All finishes laminate,powder coating /anodizing shade shall be approved by architect. Rate shall inclusive of mock up sample providing and fixing at site of unit for approval of architect.

Table top : 25 mm thick postfoam top (reverse bull nose) with 1 mm thick VNR laminate finish as per approved make and sample by Architect/ Client.

Verticle support: Combination of alumium extrusions(6005-T6) & aluminium dia cast component (LM-24).4.Horizontal Support: Aluminium extrusion (6005-T6) Or MS support with powder coated . Wire management: Raceway :0.8 mm thick CRCA horizontal and vertical raceways with metal separator .one way or two way openable flip top box mounted on table top squeeze :A special flexible rubber component that allows easy and safe passage of wires. All the exposed edges are sealed with 2mm thick PVC Imported edge banding on sides and bottom. The top and drawer facia are sealed with 2mm thick PVC edge. The drawer unit consists of 1 box drawer and 1 file drawer. The drawer box is fitted with telescopic channel Hettich or Haffle make for free movement. The drawer unit is provided with central locking system, where in the drawer are locked with one key.SS 304 recessed handles are provided for easy opening and closing of drawer. The drawer unit is fitted on castors (optional) for easy mobility. PVC edge banding are imported from Rehau or Dolken of Germany. The complete furniture unit is factory assembled with knock down fittings. Rate shall inclusive of mock up sample, all materials, loading, unloading, transportation, monocoat polish, placing at all floors and for all leads, all accessories as described in item description. Work complete as per the detailed drawing , mockup sample and instruction of Architect/Client. Equivalent to VNR Series Laminate.

Ref Image



**1. Material:**

- All type of material for shall be used as per approved make list and confirming to relevant IS codes and approved by Architect/Client.

**2. Workmanship:**

- Work complete as per above specification.
- Work complete including all types of tools, tackles, labour etc complete at any level and height.
- The whole work is to be completed as per design; sample material & any other requirement shall be as per instruction of Architect/Client.

**3. Measurements:**

- The rate shall be consolidated for all above items.
- The rate shall include the cost of all materials, labour, scaffolding etc. to complete the whole work satisfactorily as per instruction of Architect/Client.
- No extra payment will be given for any of the reasons.
- Rate to be inclusive of all material, wastage, necessary tools tackles etc for fixing at all heights and for all floors.

- The work done shall be measured in Unit for area of work done. The rate shall be for a unit of one Unit.

**Item No: 474: Discussion table : 2400 x 1200 x 750 mm**

**" -----Do-----" as per above specification for complete work**

**All Table top : 35 mm thick postfoam top (reverse bull nose) with 1 mm thick VNR laminate finish as per approved make and sample by Architect/ Client.**

**1. Material:**

- All type of material for shall be used as per approved make list and confirming to relevant IS codes and approved by Architect/Client.

**2. Workmanship:**

- Work complete as per above specification.
- Work complete including all types of tools, tackles, labour etc complete at any level and height.
- The whole work is to be completed as per design; sample material & any other requirement shall be as per instruction of Architect/Client.

**3. Measurements:**

- The rate shall be consolidated for all above items.
- The rate shall include the cost of all materials, labour, scaffolding etc. to complete the whole work satisfactorily as per instruction of Architect/Client.
- No extra payment will be given for any of the reasons.
- Rate to be inclusive of all material, wastage, necessary tools tackles etc for fixing at all heights and for all floors.
- The work done shall be measured in Unit for area of work done. The rate shall be for a unit of one Unit.

**Item No: 475: Discussion table : Dia : 1050 mm**

**" -----Do-----" as per above specification for complete work**

**All Table top : 35 mm thick postfoam top (reverse bull nose) with 1 mm thick VNR laminate finish as per approved make and sample by Architect/ Client.**

**1. Material:**

- All type of material for shall be used as per approved make list and confirming to relevant IS codes and approved by Architect/Client.

**2. Workmanship:**

- Work complete as per above specification.
- Work complete including all types of tools, tackles, labour etc complete at any level and height.
- The whole work is to be completed as per design; sample material & any other requirement shall be as per instruction of Architect/Client.

**3. Measurements:**

- The rate shall be consolidated for all above items.
- The rate shall include the cost of all materials, labour, scaffolding etc. to complete the whole work satisfactorily as per instruction of Architect/Client.
- No extra payment will be given for any of the reasons.
- Rate to be inclusive of all material, wastage, necessary tools tackles etc for fixing at all heights and for all floors.
- The work done shall be measured in Unit for area of work done. The rate shall be for a unit of one Unit.

**Item No: 476: Head Table with One Drawer unit : 1500 x 750 x 750 mm**

**Table Top : 25mm thick Exterior grade Prelaminated Partical board with matching PVC edge banding and aluminum flip up with anodized finish.**

**Under structure : 25mm thick pre laminated Gable Ends with Ms Powder coated Beams.**

**Modesty : 18 mm thick pre laminated partical board modesty**

**Wire management : Powder coated wire tray with switch plate & PVC wire guard for wire management**

**One Drawer Unit : Comprising from Exterior grade Prelaminated Partical board with matching PVC edge banding , handle & lock & key.**

**All the exposed edges are with 2mm PVC edge Imported banding & sealed edges are with 0.8mm thick PVC Imported edge banding. PVC edge banding are imported from Rehau or Dolken of Germany.**

**Work complete including all necessary hardware and fittings , mock up sample, loading, unloading, transportation, placing at all floors and for all leads, all accessories as described in item description. Work complete as per the detailed drawing and instruction of Architect/Client.**

**1. Material:**

- All type of material for shall be used as per approved make list and confirming to relevant IS codes and approved by Architect/Client.
- Table Top shall be made from 25mm thick Exterior grade Prelaminated Partical board with matching PVC edge banding and aluminum flip up with anodized finish
- Under structure : 25mm thick pre laminated Gable Ends with Ms Powder coated Beams.
- Modesty : 18 mm thick pre laminated partical board modesty
- Wire management: Powder coated wire tray with switch plate & PVC wire guard for wire management

**2. Workmanship:**

- Work complete as per above specification.
- Work complete including all types of tools, tackles, labour etc complete at any level and height.
- The whole work is to be completed as per design; sample material & any other requirement shall be as per instruction of Architect/Client.

**3. Measurements:**

- The rate shall be consolidated for all above items.
- The rate shall include the cost of all materials, labour, scaffolding etc. to complete the whole work satisfactorily as per instruction of Architect/Client.
- No extra payment will be given for any of the reasons.
- Rate to be inclusive of all material, wastage, necessary tools tackles etc for fixing at all heights and for all floors
- .Work complete including all necessary hardware and fittings , mock up sample, loading, unloading, transportation, placing at all floors and for all leads, all accessories as described in item description. Work complete as per the detailed drawing and instruction of Architect/Client.
- The work done shall be measured in Unit for area of work done. The rate shall be for a unit of one Unit.

**Item No 477: Desk System : 1200 x 600x 1050 mm**

**Providing and fixing in position modular desk system as per approved make list.**

**Table Top : 25mm thick exterior grade Prelaminated partical board ( PLPB) / Post Laminate as per Architect Selection with matching PVC edgebanding from Rehau or Equivalent and aluminum flip up provision of size:- 350mm(W) x120mm(D) only anodized finish.**

**Main Spine : 8mm Thick Laminate Galss of 750mm(W) x 300mm(H) on holding with anodised finish brackets**


**Under structure : Aluminum Powder coated legs (End Legs) with die cast connectors and MS Powder coated 30x40mm beams are considered to support table top.**

**Wire Management - Powder coated wiretray with switch plate and vertical cable risers for wire management**

**Below Table Top Modesty : MS powder coated metal modesty in main spine at below table top**

**Leg Modesty :MS powder coated metal modesty in legs at end of the cluster.**

**Work complete including all parts with powder coating, metal cable raceway, metal cover panel to rising cables vertically, Privacy with coloured glass/ Soft board , Modesty , PVC edgeband, along with wire manager ,all necessary hardware and fittings , mock up sample, loading, unloading, transportation, placing at all floors and for all leads, all accessories as described in item description. Work complete as per the detailed drawing and instruction of Architect/Client**



**1. Material:**

- Work station shall be used as per approved make list and confirming to relevant IS codes and approved by Architect/Client.
- All type of material shall be used as per approved make list and confirming to relevant IS codes and approved by Architect/Client.

**2. Workmanship:**

- Work complete including all types of tools, tackles, labour etc complete at any level and height.
- The whole work is to be completed as per design; sample material & any other requirement shall be as per instruction of Architect/Client.

**3. Measurements:**

- The rate shall be consolidated for all above items.
- The rate shall include the cost of all materials, labour, scaffolding etc. to complete the whole work satisfactorily as per instruction of Architect/Client.
- No extra payment will be given for any of the reasons.
- Rate to be inclusive of all material, wastage, necessary tools tackles etc for fixing at all heights and for all floors.
- The work done shall be measured in Numbers for area of work done. The rate shall be for a unit of one Numbers.

**Item No 478: Workstation : Providing and fixing of Workstation top with necessary verticle support from of 25 mm thick top with exterior grade Prelam partical board / Post Laminate & Body parts comprising from 18 mm thick exterior grade prelam partical board / Post Laminate with openable shutter and shelves for files from Prelaminated Board or Post Laminate as per**

**Architect Selection. All the exposed edges are with 2mm matching PVC edge banding from Rehau or Equivalent & sealed edges are with 0.8mm thick PVC Imported edge banding. SS 304 recessed handles are provided for easy opening and closing of shutter & Premium lock system. PVC edge banding are imported from Rehau or Dolken of Germany.**

**Work complete including all necessary hardware and fittings, mock up sample, loading, unloading, transportation, placing at all floors and for all leads, all accessories as described in item description. Work complete as per the detailed drawing and instruction of Architect/Client. Only plan area shall be measured for payment.**

**1. Material:**

- Work station shall be used as per approved make list and confirming to relevant IS codes and approved by Architect/Client.
- 25 mm thick top with exterior grade Prelam partial board / Post Laminate
- Body parts comprising from 18 mm thick exterior grade prelam partial board / Post Laminate with openable shutter and shelves for files from Prelaminated Board or Post Laminate
- All type of material shall be used as per approved make list and confirming to relevant IS codes and approved by Architect/Client.

**2. Workmanship:**

- Work complete including all types of tools, tackles, labour etc complete at any level and height.
- The whole work is to be completed as per design; sample material & any other requirement shall be as per instruction of Architect/Client.

**3. Measurements:**

- The rate shall be consolidated for all above items.
- The rate shall include the cost of all materials, labour, scaffolding etc. to complete the whole work satisfactorily as per instruction of Architect/Client.
- No extra payment will be given for any of the reasons.
- Rate to be inclusive of all material, wastage, necessary tools tackles etc for fixing at all heights and for all floors.
- The work done shall be measured in Numbers for area of work done. The rate shall be for a unit of one Numbers.

**Item No 479: Pedestal Unit: @400mm(W) x 450mm(D) x 580mm(H)**

**Top:- Made of 25mm thick E1 grade pre-laminated particle board / Post Laminate as per Architect Selection. Exposed Edges from matching PVC Edge Banding from Rehau / Equivalent**

**Body:- Made of 18mm thick E1 grade pre-laminated particle board with**

**Drawer 1 = 400W + 1 Filing drawer pedestal, and aluminum finish Thin profile Handle as per selection + lock and keys.**

**The drawer box is fitted with telescopic chanel from hettich or haffle equivalent make for free movement.**

**Work complete including all necessary hardware and fittings, mock up sample, loading, unloading, transportation, placing at all floors and for all leads, all accessories as described in item description. Work complete as per the detailed drawing and instruction of Architect/Client**

**Work complete including all necessary hardware and fittings, mock up sample, loading, unloading, transportation, placing at all floors and for all leads, all accessories as described in item description. Work complete as per the detailed drawing and instruction of Architect/Client**

**Ref Image**



**1. Material:**

- Pedestal unit shall be used as per approved make list and confirming to relevant IS codes and approved by Architect/Client.
- All type of material shall be used as per approved make list and confirming to relevant IS codes and approved by Architect/Client.

**2. Workmanship:**

- Work complete as per above specification.
- Work complete including all types of tools, tackles, labour etc complete at any level and height.
- The whole work is to be completed as per design; sample material & any other requirement shall be as per instruction of Architect/Client.

**3. Measurements:**

- The rate shall be consolidated for all above items.
- The rate shall include the cost of all materials, labour, scaffolding etc. to complete the whole work satisfactorily as per instruction of Architect/Client.
- No extra payment will be given for any of the reasons.
- Rate to be inclusive of all material, wastage, necessary tools tackles etc for fixing at all heights and for all floors.
- The work done shall be measured in Numbers for area of work done. The rate shall be for a unit of one Numbers.

**Item No: 480: Cabin Back side storage unit (750 H x 450 D) mm:**

**Storage** Comprising from IS 303 BWR 19 mm thick and 12 mm ply, finish with 1 mm thick Laminate finish as per approved make and shade by Architect.

**Storage top** : 35 mm thick postfoam top with 1 mm thick VNR laminate finish as per approved make and sample by Architect/ Client.

**Solid Shutter** : 25 mm thick comprising from IS 303 BWR ply & finish with 1 mm thick VNR Laminate .

**Shelf**: 19 mm thk IS 303 BWR ply finish with both side approved laminate. Inner area shall be finished with linear laminate.

**Ledge/Niche** comprising from IS 303 BWR ply finish with 1 mm thick Laminate , required lighting arrangement.

The work shall be done as per the detailed drawing , specifications, sample approved and as directed by the Architect/Client. The rate shall be for complete item inclusive of all material, labour, wastages, necessary tools & tackles, adhesives , grooves , consumable hardware & required SS 304 grade hardware/accessories , Profile handle , Wooden frame, monocoat polish , pvc edge banding , of approved make for all floors, all heights, all levels and all places within campus. Contractor shall do all the needful and shall fulfill Architect's design intent. No additional

**claims will be entertained for this. Equivalent to VNR series laminate.**

**1. Material:**

- IS 303 BWR ply shall be used for Back storage as per approved make and sample by Architect/Client
- VNR Laminate shall be used as per approved make and sample by Architect/Client.
- Hardware's shall be used as per approved make list and confirming to relevant IS codes and approved by Architect/Client.
- All type of material shall be used as per approved make list and confirming to relevant IS codes and approved by Architect/Client.

**2. Workmanship:**

- Work complete including all types of tools, tackles, labour etc complete at any level and height.
- The whole work is to be completed as per design; sample material & any other requirement shall be as per instruction of Architect/Client.

**3. Measurements:**

- The rate shall be consolidated for all above items.
- The rate shall include the cost of all materials, labour, scaffolding etc. to complete the whole work satisfactorily as per instruction of Architect/Client.
- No extra payment will be given for any of the reasons.
- Rate to be inclusive of all material, wastage, necessary tools tackles etc for fixing at all heights and for all floors.
- The work done shall be measured in Square meter for area of work done. The rate shall be for a unit of one Square Meter. Clear elevation area shall be measured and paid.

**Item No: 481: PA Cabin Back side storage unit (750 H x 450 D) mm:**

**Storage Comprising from IS 303 BWR 19 mm thick and 12 mm ply, finish with 1 mm thick Laminate finish as per approved make and shade by Architect.**

**Storage top : 25 mm thick postfoam top with 1 mm thick VNR laminate finish as per approved make and sample by Architect/ Client.**

**Solid Shutter : 25 mm thick comprising from IS 303 BWR ply & finish with 1 mm thick VNR Laminate .**

**Shelf: 19 mm thk IS 303 BWR ply finish with both side approved laminate. Inner area shall be finished with linear laminate.**

**Ledge/Niche comprising from IS 303 BWR ply finish with 1 mm thick Laminate , required lighting arrangement.**

**The work shall be done as per the detailed drawing , specifications, sample approved and as directed by the Architect/Client. The rate shall be for complete item inclusive of all material, labour, wastages, necessary tools & tackles, adhesives , grooves , consumable hardware & required SS 304 grade hardware/accessories , Profile handle , Wooden frame, monocoat polish , pvc edge banding , of approved make for all floors, all heights, all levels and all places within campus. Contractor shall do all the needful and shall fulfill Architect's design intent. No additional claims will be entertained for this. Equivalent to VNR series laminate.**

**1. Material:**

- IS 303 BWR ply shall be used for Back storage as per approved make and sample by Architect/Client
- VNR Laminate shall be used as per approved make and sample by Architect/Client.


- Hardware's shall be used as per approved make list and confirming to relevant IS codes and approved by Architect/Client.
  - All type of material shall be used as per approved make list and confirming to relevant IS codes and approved by Architect/Client.
- 2. Workmanship:**
- Work complete including all types of tools, tackles, labour etc complete at any level and height.
  - The whole work is to be completed as per design; sample material & any other requirement shall be as per instruction of Architect/Client.
- 3. Measurements:**
- The rate shall be consolidated for all above items.
  - The rate shall include the cost of all materials, labour, scaffolding etc. to complete the whole work satisfactorily as per instruction of Architect/Client.
  - No extra payment will be given for any of the reasons.
  - Rate to be inclusive of all material, wastage, necessary tools tackles etc for fixing at all heights and for all floors.
  - The work done shall be measured in Square meter for area of work done. The rate shall be for a unit of one Square Meter. Clear elevation area shall be measured and paid.

**Item No: 482: Conference room table : Providing and fixing as per detail shape and size table unit consist table with all required necessary accessories. Table size :@5750L x 1500B x 750 mm**

**Top 50 mm thick comprising from 15 mm thick Artificial stone as per approved sample (reverse bull nose) . Base & Vertical support comprising from IS 303 BWR ply with both side finish with 1 mm thick VNR Laminate**

**Ply box for cable runway comprising from IS 303 BWR ply with both side 1 mm thick VNR laminate Rate inclusive of providing and fixing as per requirement of socket and quantity Pop up tabletop electrical WIRE MANAGEMENT BOX SS finish. The work shall be done as per the detailed drawing , specifications, sample approved and as directed by the Architect/Client. The rate shall be for complete item inclusive of all material, labour, wastages, necessary tools & tackles, adhesives consumable hardware & required SS 304 grade hardware/accessories, grooves pvc edge banding , etc of approved make for all floors, monocoat polish, all heights, all levels and all places within campus. Contractor shall do all the needful and shall fulfill Architect's design intent. No additional claims will be entertained for this. Equivalent to VNR Series Laminate.**

**Ref Image**



- 1. Material:**
- All type of material for shall be used as per approved make list and confirming to relevant IS codes and approved by Architect/Client.
- 2. Workmanship:**
- Work complete as per above specification.

- Work complete including all types of tools, tackles, labour etc complete at any level and height.
- The whole work is to be completed as per design; sample material & any other requirement shall be as per instruction of Architect/Client.

**3. Measurements:**

- The rate shall be consolidated for all above items.
- The rate shall include the cost of all materials, labour, scaffolding etc. to complete the whole work satisfactorily as per instruction of Architect/Client.
- No extra payment will be given for any of the reasons.
- Rate to be inclusive of all material, wastage, necessary tools tackles etc for fixing at all heights and for all floors.
- The work done shall be measured in Number for area of work done. The rate shall be for a unit of one Number.

**Item No: 483: Dining area table : 5000 x 1800 x 750 mm :**

**Providing & placing of Dining table as per drawing and ref Image.**

**Table Top: 15-18 mm thick Artificial stone as per approved sample by Architect.**

**Frame Structure: MS Hollow Box section with Powder coating as per drawing.**

**item including of Including cost of all type of tools, tackles, scaffolding, all labour, materials, wastages, transportation, finishing, all type of fabrication & steel work, accessories, for all floors, all heights, all levels and all places within campus. Basic rate of Artificial stone 300/-Sq.ft**

Ref Image



**1. Material:**

- All type of material for shall be used as per approved make list and confirming to relevant IS codes and approved by Architect/Client.
- Table Top: 15-18 mm thick Artificial stone as per approved sample by Architect. Basic rate of Artificial stone 300/-Sq.ft
- Frame Structure: MS Hollow Box section with Powder coating as per drawing

**2. Workmanship:**

- Work complete as per above specification.
- Work complete including all types of tools, tackles, labour etc complete at any level and height.
- The whole work is to be completed as per design; sample material & any other requirement shall be as per instruction of Architect/Client.

**3. Measurements:**

- The rate shall be consolidated for all above items.
- The rate shall include the cost of all materials, labour, scaffolding etc. to complete the whole work satisfactorily as per instruction of Architect/Client.
- No extra payment will be given for any of the reasons.

- Rate to be inclusive of all material, wastage, necessary tools tackles etc for fixing at all heights and for all floors.
- The work done shall be measured in Number for area of work done. The rate shall be for a unit of one Number.

**Item No: 484: Dining area table: 2100 x 1200 mm:**

**"-----Do-----" as per above specification for complete work.**

**Use 18 mm thick Granite instead of Artificial stone . Basic rate of Granite is 120/ Sq.ft**

Ref Image



**1. Material:**

- All type of material for shall be used as per approved make list and confirming to relevant IS codes and approved by Architect/Client.
- Table Top: 18 mm thick Granite stone as per approved sample by Architect. Basic rate of granite stone 120/-Sq.ft
- Frame Structure: MS Hollow Box section with Powder coating as per drawing

**2. Workmanship:**

- Work complete as per above specification.
- Work complete including all types of tools, tackles, labour etc complete at any level and height.
- The whole work is to be completed as per design; sample material & any other requirement shall be as per instruction of Architect/Client.

**3. Measurements:**

- The rate shall be consolidated for all above items.
- The rate shall include the cost of all materials, labour, scaffolding etc. to complete the whole work satisfactorily as per instruction of Architect/Client.
- No extra payment will be given for any of the reasons.
- Rate to be inclusive of all material, wastage, necessary tools tackles etc for fixing at all heights and for all floors.
- The work done shall be measured in Number for area of work done. The rate shall be for a unit of one Number.

**Item No: 485: Dining area table : 1800 x 750 mm :**

**"-----Do-----" as per above specification for complete work.**

**Use 18 mm thick Granite instead of Artificial stone . Basic rate of Granite is 120/ Sq.ft**

Ref Image



**1. Material:**

- All type of material for shall be used as per approved make list and confirming to relevant IS codes and approved by Architect/Client.
- Table Top: 18 mm thick Granite stone as per approved sample by Architect. Basic rate of granite stone 120/-Sq.ft
- Frame Structure: MS Hollow Box section with Powder coating as per drawing

**2. Workmanship:**

- Work complete as per above specification.
- Work complete including all types of tools, tackles, labour etc complete at any level and height.
- The whole work is to be completed as per design; sample material & any other requirement shall be as per instruction of Architect/Client.

**3. Measurements:**

- The rate shall be consolidated for all above items.
- The rate shall include the cost of all materials, labour, scaffolding etc. to complete the whole work satisfactorily as per instruction of Architect/Client.
- No extra payment will be given for any of the reasons.
- Rate to be inclusive of all material, wastage, necessary tools tackles etc for fixing at all heights and for all floors.
- The work done shall be measured in Number for area of work done. The rate shall be for a unit of one Number.

**Item No: 486: Dining area chair : Type 1**

**Supplying and placing Fix Chair with Seat. as per approved and selection by Architect/ Client.**

**Make: Amardeep or equivalent make as per approved make list. tapperd Legs at the base duly polished.**

**Work complete including all necessary Solid wood , polish , hardware and fittings , mock up sample, loading,unloading, transportation, placing at all floors and for all leads, all accessories as described in item description. Work complete as per the detailed drawing and instruction of Architect/Client. Basic rate of fabric 1000/ Rmt**

**Ref Image**



**1. Material:**

- All type of material for shall be used as per approved make list and confirming to relevant IS codes and approved by Architect/Client.

**2. Workmanship:**

- Work complete as per above specification.
- Work complete including all types of tools, tackles, labour etc complete at any level and height.
- The whole work is to be completed as per design; sample material & any other requirement shall be as per instruction of Architect/Client.

**3. Measurements:**

- The rate shall be consolidated for all above items.
- The rate shall include the cost of all materials, labour, scaffolding etc. to complete the whole work satisfactorily as per instruction of Architect/Client.
- No extra payment will be given for any of the reasons.
- Rate to be inclusive of all material, wastage, necessary tools tackles etc for fixing at all heights and for all floors.
- The work done shall be measured in Number for area of work done. The rate shall be for a unit of one Number.

**Item No: 487: Dining area chair : Type 2**

**Supplying and placing Fix Chair with Seat. as per approved and selection by Architect/ Client.**

**Make: Novella 09 of Nilkamal or equivalent make as per approved make list .tapperd Legs at the base duly polished.**

**Work complete including all necessary hardware and fittings , mock up sample, loading,unloading, transportation, placing at all floors and for all leads, all accessories as described in item description. Work complete as per the detailed drawing and instruction of Architect/Client**

**Ref Image**



**1. Material:**

- All type of material for shall be used as per approved make list and confirming to relevant IS codes and approved by Architect/Client.

**2. Workmanship:**

- Work complete as per above specification.
- Work complete including all types of tools, tackles, labour etc complete at any level and height.
- The whole work is to be completed as per design; sample material & any other requirement shall be as per instruction of Architect/Client.

**3. Measurements:**

- The rate shall be consolidated for all above items.
- The rate shall include the cost of all materials, labour, scaffolding etc. to complete the whole work satisfactorily as per instruction of Architect/Client.
- No extra payment will be given for any of the reasons.
- Rate to be inclusive of all material, wastage, necessary tools tackles etc for fixing at all heights and for all floors.
- The work done shall be measured in Number for area of work done. The rate shall be for a unit of one Number.

**Item No: 488: 2 seater table with chair ( Balcony area)**

**Providing & Fixing of FOUR SEATER DINNING ROUND TABLE with chair as per drawings/ ref image.**

**Make : HDPE material With High Quality Rattan UV protected table-top.**

**Table Top : Glass , Leg : Metal leg with powdercoating**

**Providing & Fixing of DINNING CHAIR as per detail drawings.**

**Make : HDPE material With High Quality Rattan UV protected.**

**Seating : Fabric Finish (Basic Rate of Fabric is Rs 500 Per Meter)**

**Work complete including all necessary hardware and fittings , mock up sample, loading,unloading, transportation, placing at all floors and for all leads, all accessories as described in item description. Work complete as per the detailed drawing and instruction of Architect/Client**

**Ref Image**



**1. Material:**

- All type of material for shall be used as per approved make list and confirming to relevant IS codes and approved by Architect/Client.

**2. Workmanship:**

- Work complete as per above specification.
- Work complete including all types of tools, tackles, labour etc complete at any level and height.
- The whole work is to be completed as per design; sample material & any other requirement shall be as per instruction of Architect/Client.

**3. Measurements:**

- The rate shall be consolidated for all above items.
- The rate shall include the cost of all materials, labour, scaffolding etc. to complete the whole work satisfactorily as per instruction of Architect/Client.
- No extra payment will be given for any of the reasons.
- Rate to be inclusive of all material, wastage, necessary tools tackles etc for fixing at all heights and for all floors.
- The work done shall be measured in Number for area of work done. The rate shall be for a unit of one Pair.

**Item No: 489: Double Bed with Back panel : Rooms 1 to 4**

**Bed : KING SIZE BED WITH HEADBOARD (SOLIDWOOD FINISH) as per detail drawings.**

**Providing bed without under storage unit with necessary SOLID WOOD ( Mango wood / Seesam) structure with polish as per approved make by Architect/Client. Solid wood shall be approved by Architect.**

**Work complete including all type of material, Solid wood fittings , fixtures,Finish, loading , unloading ,transporation, all leads ,accessories, sample mockup, all floor , all levels, all heights , etc complete as per drawings ,specifications & instruction of Client/EIC.**

**Ref Image**



**1. Material:**

- All type of material for shall be used as per approved make list and confirming to relevant IS codes and approved by Architect/Client.

**2. Workmanship:**

- Work complete as per above specification.
- Work complete including all types of tools, tackles, labour etc complete at any level and height.
- The whole work is to be completed as per design; sample material & any other requirement shall be as per instruction of Architect/Client.

**3. Measurements:**

- The rate shall be consolidated for all above items.
- The rate shall include the cost of all materials, labour, scaffolding etc. to complete the whole work satisfactorily as per instruction of Architect/Client.
- No extra payment will be given for any of the reasons.
- Rate to be inclusive of all material, wastage, necessary tools tackles etc for fixing at all heights and for all floors.
- The work done shall be measured in Number for area of work done. The rate shall be for a unit of one Number.

**Item No: 490: Side Unit: Rooms 1 to 4 : Size : 450 mm x 450 mm**

Providing and fixing side table with 2 drawers unit with necessary SOLID WOOD ( Mango wood / Seesam) structure with polish as per approved make by Architect/Client. Solid wood shall be approved by Architect.

Work complete including all type of material, Solid wood fittings , fixtures,Finish, loading , unloading ,transporation, all leads ,accessories, sample mockup, all floor , all levels, all heights , etc complete as per drawings ,specifications & instruction of Client/EIC.

Ref Image



**1. Material:**

- All type of material for shall be used as per approved make list and confirming to relevant IS codes and approved by Architect/Client.

**2. Workmanship:**

- Work complete as per above specification.
- Work complete including all types of tools, tackles, labour etc complete at any level and height.
- The whole work is to be completed as per design; sample material & any other requirement shall be as per instruction of Architect/Client.

**3. Measurements:**

- The rate shall be consolidated for all above items.
- The rate shall include the cost of all materials, labour, scaffolding etc. to complete the whole work satisfactorily as per instruction of Architect/Client.
- No extra payment will be given for any of the reasons.
- Rate to be inclusive of all material, wastage, necessary tools tackles etc for fixing at all heights and for all floors.
- The work done shall be measured in Number for area of work done. The rate shall be for a unit of one Number.

**Item No: 491: Double Bed with Back panel : ( For Suite room)**

**Bed : KING SIZE BED WITH HEADBOARD (SOLIDWOOD FINISH) as per detail drawings.**

Providing bed without under storage unit with necessary SOLID WOOD ( Mango wood / Seesam) structure with polish & Fabric finish as per approved make by Architect/Client. Solid wood shall be approved by Architect.

Work complete including all type of material, Solid wood fittings , fixtures,Finish, loading , unloading ,transporation, all leads ,accessories, sample mockup, all floor , all levels, all heights , etc complete as per drawings ,specifications & instruction of Client/EIC. Farbic rate - 1000/ Rmt

Ref Image



**1. Material:**

- All type of material for shall be used as per approved make list and confirming to relevant IS codes and approved by Architect/Client.

**2. Workmanship:**

- Work complete as per above specification.
- Work complete including all types of tools, tackles, labour etc complete at any level and height.
- The whole work is to be completed as per design; sample material & any other requirement shall be as per instruction of Architect/Client.

**3. Measurements:**

- The rate shall be consolidated for all above items.
- The rate shall include the cost of all materials, labour, scaffolding etc. to complete the whole work satisfactorily as per instruction of Architect/Client.
- No extra payment will be given for any of the reasons.
- Rate to be inclusive of all material, wastage, necessary tools tackles etc for fixing at all heights and for all floors.
- The work done shall be measured in Number for area of work done. The rate shall be for a unit of one Number.

**Item No: 492: Side Unit : Main building Suite room**

**Providing and fixing side table with 2 drawers unit with necessary SOLID WOOD ( Mango wood / Seesam) structure with polish as per approved make by Architect/Client. Solid wood shall be approved by Architect.**

**Work complete including all type of material, Solid wood fittings , fixtures,Finish, loading , unloading ,transporation, all leads ,accessories, sample mockup, all floor , all levels, all heights , etc complete as per drawings ,specifications & instruction of Client/EIC.**

**Ref Image**



**1. Material:**

- All type of material for shall be used as per approved make list and confirming to relevant IS codes and approved by Architect/Client.
- 2. Workmanship:**
- Work complete as per above specification.
  - Work complete including all types of tools, tackles, labour etc complete at any level and height.
  - The whole work is to be completed as per design; sample material & any other requirement shall be as per instruction of Architect/Client.
- 3. Measurements:**
- The rate shall be consolidated for all above items.
  - The rate shall include the cost of all materials, labour, scaffolding etc. to complete the whole work satisfactorily as per instruction of Architect/Client.
  - No extra payment will be given for any of the reasons.
  - Rate to be inclusive of all material, wastage, necessary tools tackles etc for fixing at all heights and for all floors.
  - The work done shall be measured in Number for area of work done. The rate shall be for a unit of one Number.

**Item No: 493: Single Bed with Back panel : Driver room**

**Bed : Single size bed WITH HEADBOARD per detail drawings.**

**Providing and fixing side table with 2 drawers unit with necessary IS 303 grade ply with laminate finish as per approved make by Architect/Client. Solid wood / Ply shall be approved by Architect.**

**Work complete including all type of material, Solid wood fittings , fixtures,Finish, loading , unloading ,transporation, all leads ,accessories, sample mockup, all floor , all levels, all heights , etc complete as per drawings ,specifications & instruction of Client/EIC. Basic rate of Laminate is 35/ Sq.ft**

**Ref Image**




- 1. Material:**
- All type of material for shall be used as per approved make list and confirming to relevant IS codes and approved by Architect/Client.
- 2. Workmanship:**
- Work complete as per above specification.
  - Work complete including all types of tools, tackles, labour etc complete at any level and height.
  - The whole work is to be completed as per design; sample material & any other requirement shall be as per instruction of Architect/Client.
- 3. Measurements:**
- The rate shall be consolidated for all above items.
  - The rate shall include the cost of all materials, labour, scaffolding etc. to complete the whole work satisfactorily as per instruction of Architect/Client.
  - No extra payment will be given for any of the reasons.

- Rate to be inclusive of all material, wastage, necessary tools tackles etc for fixing at all heights and for all floors.
- The work done shall be measured in Number for area of work done. The rate shall be for a unit of one Number.

**Item No: 494: Side Unit : Driver room**

Side unit comprising with IS 303 grade ply with laminate finish as per approved make by Architect/Client. Work complete including all type of material, hardware , fittings fixtures, Finish, loading , unloading , transportation, all leads , accessories, sample mockup, all floor , all levels, all heights , etc complete as per drawings , specifications & instruction of Client/EIC. Basic rate of Laminate is 35/ Sq.ft

Ref Image



**1. Material:**

- All type of material for shall be used as per approved make list and confirming to relevant IS codes and approved by Architect/Client.

**2. Workmanship:**

- Work complete as per above specification.
- Work complete including all types of tools, tackles, labour etc complete at any level and height.
- The whole work is to be completed as per design; sample material & any other requirement shall be as per instruction of Architect/Client.

**3. Measurements:**

- The rate shall be consolidated for all above items.
- The rate shall include the cost of all materials, labour, scaffolding etc. to complete the whole work satisfactorily as per instruction of Architect/Client.
- No extra payment will be given for any of the reasons.
- Rate to be inclusive of all material, wastage, necessary tools tackles etc for fixing at all heights and for all floors.
- The work done shall be measured in Number for area of work done. The rate shall be for a unit of one Number.

**Item No: 495: Writing desk : @ 450-500 mm width : Suite room**

Providing and fixing 35 mm thick Writing desk with drawer unit comprising from MR grade ply with 1 mm thick VNR laminate finish as per approved sample.

Work complete including all type of material, fittings , fixtures, Finish, loading , unloading , transportation, all leads , accessories, PVC edge beading , sample mockup, all floor , all levels, all heights , etc complete as per drawings , specifications & instruction of Client/EIC. Basic rate of VNR Laminate is 50/ Sq.ft

Ref Image



**1. Material:**

- All type of material for shall be used as per approved make list and confirming to relevant IS codes and approved by Architect/Client.

**2. Workmanship:**

- Work complete as per above specification.
- Work complete including all types of tools, tackles, labour etc complete at any level and height.
- The whole work is to be completed as per design; sample material & any other requirement shall be as per instruction of Architect/Client.

**3. Measurements:**

- The rate shall be consolidated for all above items.
- The rate shall include the cost of all materials, labour, scaffolding etc. to complete the whole work satisfactorily as per instruction of Architect/Client.
- No extra payment will be given for any of the reasons.
- Rate to be inclusive of all material, wastage, necessary tools tackles etc for fixing at all heights and for all floors.
- The work done shall be measured in Number for area of work done. The rate shall be for a unit of one Rmt.

**Item No: 496: Writing desk : @ 450-500 mm width : Rooms 1 to 4**

**"-----Do-----" as per above specification for complete work**

**Basic rate of VNR Laminate is 45 Sq.ft**

**1. Material:**

- All type of material for shall be used as per approved make list and confirming to relevant IS codes and approved by Architect/Client.

**2. Workmanship:**

- Work complete as per above specification.
- Work complete including all types of tools, tackles, labour etc complete at any level and height.
- The whole work is to be completed as per design; sample material & any other requirement shall be as per instruction of Architect/Client.

**3. Measurements:**

- The rate shall be consolidated for all above items.
- The rate shall include the cost of all materials, labour, scaffolding etc. to complete the whole work satisfactorily as per instruction of Architect/Client.
- No extra payment will be given for any of the reasons.
- Rate to be inclusive of all material, wastage, necessary tools tackles etc for fixing at all heights and for all floors.

- The work done shall be measured in Number for area of work done. The rate shall be for a unit of one Rmt.


**Item No: 497: Writing desk & Living room chair : Suite room**

**Supplying and placing Fix Chair with Seat. as per approved and selection by Architect/ Client.**

**Make: Delta of Amardeep or equivalent make as per approved make list**

**Work complete including all necessary Solid wood , polish , hardware and fittings , mock up sample, loading,unloading, transportation, placing at all floors and for all leads, all accessories as described in item description. Work complete as per the detailed drawing and instruction of Architect/Client. Basic rate of fabric 1000/ Rmt**

**Ref Image**



**1. Material:**

- All type of material for shall be used as per approved make list and confirming to relevant IS codes and approved by Architect/Client.

**2. Workmanship:**

- Work complete as per above specification.
- Work complete including all types of tools, tackles, labour etc complete at any level and height.
- The whole work is to be completed as per design; sample material & any other requirement shall be as per instruction of Architect/Client.

**3. Measurements:**

- The rate shall be consolidated for all above items.
- The rate shall include the cost of all materials, labour, scaffolding etc. to complete the whole work satisfactorily as per instruction of Architect/Client.
- No extra payment will be given for any of the reasons.
- Rate to be inclusive of all material, wastage, necessary tools tackles etc for fixing at all heights and for all floors.
- The work done shall be measured in Number for area of work done. The rate shall be for a unit of one Number.

**Item No: 498: Writing desk & room chair : Rooms 1 to 4**

**Supplying and placing Fix Chair with Seat. as per approved and selection by Architect/ Client.**

**Make: Delta of Amardeep or equivalent make as per approved make list.**

**Work complete including all necessary Solid wood , polish , hardware and fittings , mock up sample, loading,unloading, transportation, placing at all floors and for all leads, all accessories as described in item description. Work complete as per the detailed drawing and instruction of Architect/Client. Basic rate of fabric 800/ Rmt**

**Ref Image**



**1. Material:**

- All type of material for shall be used as per approved make list and confirming to relevant IS codes and approved by Architect/Client.

**2. Workmanship:**

- Work complete as per above specification.
- Work complete including all types of tools, tackles, labour etc complete at any level and height.
- The whole work is to be completed as per design; sample material & any other requirement shall be as per instruction of Architect/Client.

**3. Measurements:**

- The rate shall be consolidated for all above items.
- The rate shall include the cost of all materials, labour, scaffolding etc. to complete the whole work satisfactorily as per instruction of Architect/Client.
- No extra payment will be given for any of the reasons.
- Rate to be inclusive of all material, wastage, necessary tools tackles etc for fixing at all heights and for all floors.
- The work done shall be measured in Number for area of work done. The rate shall be for a unit of one Number.

**Item No: 499: Double Bed Mattress : Size : King size bed mattress : 5.5'X6'X8" : For Suite room  
Mattress of Kurlon, Sleepwell, springfit,Peps Industries Pvt. Ltd, Spring Air. or as per approved  
make and sample by Architect .**

**Model equivalent to SPRING AIR BASIC - DOUBLE POSTURE : BONNELL P.U. FOAM BOTH SIDE :  
5.5'X6'X8"**

**Mattress comprising from Bonded foam with softy sandwich layer of 100mm thick with 50mm  
thick softy foam which is from standard make, Both foam are fix with standard glue with both side  
kwilted cotton fabric cover, Bed all edges are stitch with piping finish with standard finishing,  
Cotton kwilt of Dark colour decorative shade require & mockup sample approved by the Architect/  
EIC. Work complete including all type of material, fittings , fixtures,Finish, loading , unloading  
,transporation, , all leads ,accessories, sample mockup, all floor , all levels, all heights , etc  
complete as per drawings ,specifications & instruction of Client/EIC.**

**1. Material:**

- All type of material for shall be used as per approved make list and confirming to relevant IS codes and approved by Architect/Client.

**2. Workmanship:**

- Work complete as per above specification.
- Work complete including all types of tools, tackles, labour etc complete at any level and height.
- The whole work is to be completed as per design; sample material & any other requirement shall be as per instruction of Architect/Client.

**3. Measurements:**

- The rate shall be consolidated for all above items.
- The rate shall include the cost of all materials, labour, scaffolding etc. to complete the whole work satisfactorily as per instruction of Architect/Client.
- No extra payment will be given for any of the reasons.
- Rate to be inclusive of all material, wastage, necessary tools tackles etc for fixing at all heights and for all floors.
- The work done shall be measured in Number for area of work done. The rate shall be for a unit of one Number.

**Item No: 500: Double Bed Mattress : Size : King bed size mattress : 5.5'X6'X 6" : Other room Mattress of Kurlon, Sleepwell, springfit,Peps Industries Pvt. Ltd, Spring Air. or as per approved make and sample by Architect .**

**Model equivalent to SPRING AIR BASIC - DOUBLE POSTURE : BONNELL P.U. FOAM BOTH SIDE : 5.5'X6'X8"**

**Mattress comprising from Bonded foam with softy sandwich layer of 100mm thick with 50mm thick softy foam which is from standard make, Both foam are fix with standard glue with both side kwilted cotton fabric cover, Bed all edges are stitch with piping finish with standard finishing, Cotton kwilt of Dark colour decorative shade require & mockup sample approved by the Architect/ EIC. Work complete including all type of material, fittings , fixtures,Finish, loading , unloading ,transporation, , all leads ,accessories, sample mockup, all floor , all levels, all heights , etc complete as per drawings ,specifications & instruction of Client/EIC.**

**1. Material:**

- All type of material for shall be used as per approved make list and confirming to relevant IS codes and approved by Architect/Client.

**2. Workmanship:**

- Work complete as per above specification.
- Work complete including all types of tools, tackles, labour etc complete at any level and height.
- The whole work is to be completed as per design; sample material & any other requirement shall be as per instruction of Architect/Client.

**3. Measurements:**

- The rate shall be consolidated for all above items.
- The rate shall include the cost of all materials, labour, scaffolding etc. to complete the whole work satisfactorily as per instruction of Architect/Client.
- No extra payment will be given for any of the reasons.
- Rate to be inclusive of all material, wastage, necessary tools tackles etc for fixing at all heights and for all floors.
- The work done shall be measured in Number for area of work done. The rate shall be for a unit of one Number.

**Item No: 501: Single Bed Mattress : SPRING AIR BASIC - SINGLE BASIC P.U.FOAM MEDIUM : 3'X6'X4"**

**Mattress of Kurlon, Sleepwell, springfit,Peps Industries Pvt. Ltd, Spring Air. or as per approved make and sample by Architect . Mattress comprising from Bonded foam with softy sandwich layer of 100mm thick with 50mm thick softy foam which is from standard make, Both foam are fix with standard glue with both side kwilted cotton fabric cover, Bed all edges are stitch with piping finish with standard finishing, Cotton kwilt of Dark colour decorative shade require & mockup sample approved by the Architect/ EIC. Work complete including all type of material, fittings ,**

**fixtures,Finish, loading , unloading ,transporation, , all leads ,accessories, sample mockup, all floor , all levels, all heights , etc complete as per drawings ,specifications & instruction of Client/EIC.**

**1. Material:**

- All type of material for shall be used as per approved make list and confirming to relevant IS codes and approved by Architect/Client.

**2. Workmanship:**

- Work complete as per above specification.
- Work complete including all types of tools, tackles, labour etc complete at any level and height.
- The whole work is to be completed as per design; sample material & any other requirement shall be as per instruction of Architect/Client.

**3. Measurements:**

- The rate shall be consolidated for all above items.
- The rate shall include the cost of all materials, labour, scaffolding etc. to complete the whole work satisfactorily as per instruction of Architect/Client.
- No extra payment will be given for any of the reasons.
- Rate to be inclusive of all material, wastage, necessary tools tackles etc for fixing at all heights and for all floors.
- The work done shall be measured in Number for area of work done. The rate shall be for a unit of one Number.

**Item No: 502: Pillow : 17" x 27"**

**Providing and supplying standard make full size recron pillow .**

**Pillow cover stitched properly with standard stitching.**

**Pillow of standard quality with stadard make.**

**Work complete including all type of material, fittings , fixtures,Finish, loading , unloading , transporation, all taxes , all leads ,accessories, sample mockup, all floor , all levels, all heights , etc complete as per Shop drawings ,specifications & instruction of Client/EIC.**

**1. Material:**

- All type of material for shall be used as per approved make list and confirming to relevant IS codes and approved by Architect/Client.

**2. Workmanship:**

- Work complete as per above specification.
- Work complete including all types of tools, tackles, labour etc complete at any level and height.
- The whole work is to be completed as per design; sample material & any other requirement shall be as per instruction of Architect/Client.

**3. Measurements:**

- The rate shall be consolidated for all above items.
- The rate shall include the cost of all materials, labour, scaffolding etc. to complete the whole work satisfactorily as per instruction of Architect/Client.
- No extra payment will be given for any of the reasons.
- Rate to be inclusive of all material, wastage, necessary tools tackles etc for fixing at all heights and for all floors.
- The work done shall be measured in Number for area of work done. The rate shall be for a unit of one Number.

**Item No: 503: CUSHION : 16 " x 16"**

**Providing and supplying Cushion ( Recron) as per approved make & Sample**

**Work complete including all type of material, fittings , fixtures,Finish, loading , unloading ,**

**transportation, all taxes , all leads ,accessories, sample mockup, all floor , all levels, all heights , etc complete as per Shop drawings ,specifications & instruction of Client/EIC.**

**1. Material:**

- All type of material for shall be used as per approved make list and confirming to relevant IS codes and approved by Architect/Client.

**2. Workmanship:**

- Work complete as per above specification.
- Work complete including all types of tools, tackles, labour etc complete at any level and height.
- The whole work is to be completed as per design; sample material & any other requirement shall be as per instruction of Architect/Client.

**3. Measurements:**

- The rate shall be consolidated for all above items.
- The rate shall include the cost of all materials, labour, scaffolding etc. to complete the whole work satisfactorily as per instruction of Architect/Client.
- No extra payment will be given for any of the reasons.
- Rate to be inclusive of all material, wastage, necessary tools tackles etc for fixing at all heights and for all floors.
- The work done shall be measured in Number for area of work done. The rate shall be for a unit of one Number.

**Item No: 504: Cushion cover: Providing and supplying as per approved make & Sample of cushion cover ( Polyster / Cotton) . Work complete including all type of material, fittings , fixtures,Finish, loading , unloading ,transportation, all taxes , all leads ,accessories, sample mockup, all floor , all levels, all heights , etc complete as per Shop drawings ,specifications & instruction of Client/EIC.**

**1. Material:**

- All type of material for shall be used as per approved make list and confirming to relevant IS codes and approved by Architect/Client.

**2. Workmanship:**

- Work complete as per above specification.
- Work complete including all types of tools, tackles, labour etc complete at any level and height.
- The whole work is to be completed as per design; sample material & any other requirement shall be as per instruction of Architect/Client.

**3. Measurements:**

- The rate shall be consolidated for all above items.
- The rate shall include the cost of all materials, labour, scaffolding etc. to complete the whole work satisfactorily as per instruction of Architect/Client.
- No extra payment will be given for any of the reasons.
- Rate to be inclusive of all material, wastage, necessary tools tackles etc for fixing at all heights and for all floors.
- The work done shall be measured in Number for area of work done. The rate shall be for a unit of one Rmt.

**Item No: 505: Bedcover for double bed of suite room**

**Providing and supplying double bed bed cover ( cotton ) as per approved make & Sample .**

**Work complete including all type of material, fittings , fixtures,Finish, loading , unloading transportation, all taxes , all leads ,accessories, sample mockup, all floor , all levels, all heights , etc complete as per Shop drawings ,specifications & instruction of Client/EIC.**

**1. Material:**

- All type of material for shall be used as per approved make list and confirming to relevant IS codes and approved by Architect/Client.

**2. Workmanship:**

- Work complete as per above specification.
- Work complete including all types of tools, tackles, labour etc complete at any level and height.
- The whole work is to be completed as per design; sample material & any other requirement shall be as per instruction of Architect/Client.

**3. Measurements:**

- The rate shall be consolidated for all above items.
- The rate shall include the cost of all materials, labour, scaffolding etc. to complete the whole work satisfactorily as per instruction of Architect/Client.
- No extra payment will be given for any of the reasons.
- Rate to be inclusive of all material, wastage, necessary tools tackles etc for fixing at all heights and for all floors.
- The work done shall be measured in Number for area of work done. The rate shall be for a unit of one Number.

**Item No: 506: BEDSHEETS WITH PILLOW COVER : ( White 250 TC) : For Double bed**

**Providing and supplying bedsheet with pillow cover as per approved make & Sample. Work complete including all type of material, fittings, fixtures, Finish, loading , unloading transpiration, all taxes , all leads ,accessories, sample mockup, all floor , all levels, all heights , etc complete as per Shop drawings ,specifications & instruction of Client/EIC.**

**1. Material:**

- All type of material for shall be used as per approved make list and confirming to relevant IS codes and approved by Architect/Client.

**2. Workmanship:**

- Work complete as per above specification.
- Work complete including all types of tools, tackles, labour etc complete at any level and height.
- The whole work is to be completed as per design; sample material & any other requirement shall be as per instruction of Architect/Client.

**3. Measurements:**

- The rate shall be consolidated for all above items.
- The rate shall include the cost of all materials, labour, scaffolding etc. to complete the whole work satisfactorily as per instruction of Architect/Client.
- No extra payment will be given for any of the reasons.
- Rate to be inclusive of all material, wastage, necessary tools tackles etc for fixing at all heights and for all floors.
- The work done shall be measured in Number for area of work done. The rate shall be for a unit of one Number.

**Item No: 507: BEDSHEETS WITH PILLOW COVER : ( White 250 TC) : For Single bed**

**Providing and supplying bedsheet with pillow cover as per approved make & Sample .**

**Work complete including all type of material, fittings, fixtures, Finish, loading , unloading transpiration, all taxes , all leads ,accessories, sample mockup, all floor , all levels, all heights , etc complete as per Shop drawings ,specifications & instruction of Client/EIC.**

**1. Material:**

- All type of material for shall be used as per approved make list and confirming to relevant IS codes and approved by Architect/Client.

**2. Workmanship:**

- Work complete as per above specification.
- Work complete including all types of tools, tackles, labour etc complete at any level and height.
- The whole work is to be completed as per design; sample material & any other requirement shall be as per instruction of Architect/Client.

**3. Measurements:**

- The rate shall be consolidated for all above items.
- The rate shall include the cost of all materials, labour, scaffolding etc. to complete the whole work satisfactorily as per instruction of Architect/Client.
- No extra payment will be given for any of the reasons.
- Rate to be inclusive of all material, wastage, necessary tools tackles etc for fixing at all heights and for all floors.
- The work done shall be measured in Pair for area of work done. The rate shall be for a unit of one Pair.

**Item No: 508: BED RUNNER WITH STITCHING: Providing and supplying as per approved make & Sample of Bed runner cover ( Polyster / Cotton). Work complete including all type of material, fittings , fixtures,Finish, loading , unloading ,transporation, all taxes , all leads ,accessories, sample mockup, all floor , all levels, all heights , etc complete as per Shop drawings ,specifications & instruction of Client/EIC.**

**1. Material:**

- All type of material for shall be used as per approved make list and confirming to relevant IS codes and approved by Architect/Client.

**2. Workmanship:**

- Work complete as per above specification.
- Work complete including all types of tools, tackles, labour etc complete at any level and height.
- The whole work is to be completed as per design; sample material & any other requirement shall be as per instruction of Architect/Client.

**3. Measurements:**

- The rate shall be consolidated for all above items.
- The rate shall include the cost of all materials, labour, scaffolding etc. to complete the whole work satisfactorily as per instruction of Architect/Client.
- No extra payment will be given for any of the reasons.
- Rate to be inclusive of all material, wastage, necessary tools tackles etc for fixing at all heights and for all floors.
- The work done shall be measured in Rmt for area of work done. The rate shall be for a unit of one Rmt.

**Item No: 509: Carpet : 1200 x 1700 mm**

**Providing and supplying polyster carpet of D Decor as per approved make & Sample Work complete including all type of material, fittings , fixtures,Finish, loading , unloading ,transporation, all taxes , all leads ,accessories, sample mockup, all floor , all levels, all heights , etc complete as per Shop drawings ,specifications & instruction of Client/EIC.**

**1. Material:**

- All type of material for shall be used as per approved make list and confirming to relevant IS codes and approved by Architect/Client.

**2. Workmanship:**

- Work complete as per above specification.

- Work complete including all types of tools, tackles, labour etc complete at any level and height.
- The whole work is to be completed as per design; sample material & any other requirement shall be as per instruction of Architect/Client.

**3. Measurements:**

- The rate shall be consolidated for all above items.
- The rate shall include the cost of all materials, labour, scaffolding etc. to complete the whole work satisfactorily as per instruction of Architect/Client.
- No extra payment will be given for any of the reasons.
- Rate to be inclusive of all material, wastage, necessary tools tackles etc for fixing at all heights and for all floors.
- The work done shall be measured in Number for area of work done. The rate shall be for a unit of one Number.

**Item No: 510: WARDROBE ,LUGGAGE RACK MIROOR AND PANTRY COUNTER WITH FRIDGE STORAGE : For Other room**


**Providing & Fixing of WARDROBE ,LUGGAGE RACK MIROOR AND PANTRY COUNTER WITH FRIDGE STORAGE as per detail drawings. Size : 2400 mm length total and 600mm width**

**Comprising from IS 303 grade ply , laminate finish , necessary hardware , fittings haffel / hettich , with PVC edge finish , Top- 15 mm thick Artificial stone 150 Rs/Sqft , Drawer- 3 nos ,Niche- with glass shelf.**

**Shutter : Openable Shutter . Hardware : Haffele/Hettich .**

**Work complete including all type of material, fittings , fixtures,Finish, loading , unloading ,transporation, all taxes , all leads ,accessories, sample mockup, all floor , all levels, all heights , etc complete as per Shop drawings ,specifications & instruction of Client/EIC.Basic rate of VNR Laminate is 50/ Sq.ft.**

Ref Image



**1. Material:**

- All type of material for shall be used as per approved make list and confirming to relevant IS codes and approved by Architect/Client.

**2. Workmanship:**

- Work complete as per above specification.
- Work complete including all types of tools, tackles, labour etc complete at any level and height.
- The whole work is to be completed as per design; sample material & any other requirement shall be as per instruction of Architect/Client.

**3. Measurements:**

- The rate shall be consolidated for all above items.

- The rate shall include the cost of all materials, labour, scaffolding etc. to complete the whole work satisfactorily as per instruction of Architect/Client.
- No extra payment will be given for any of the reasons.
- Rate to be inclusive of all material, wastage, necessary tools tackles etc for fixing at all heights and for all floors.
- The work done shall be measured in Set for area of work done. The rate shall be for a unit of one Set.

**Item No: 511: TV Ledge :**

**Providing and fixing 35 mm thick Writing desk comprising from MR grade ply with 1 mm thick VNR laminate finish as per approved sample.**

**Work complete including all type of material, fittings , fixtures,Finish, loading , unloading , transportation, all leads ,accessories, sample mockup, all floor , all levels, all heights , etc complete as per drawings ,specifications & instruction of Client/EIC. Basic rate of VNR Laminate is 50/ Sq.ft.**

**1. Material:**

- All type of material for shall be used as per approved make list and confirming to relevant IS codes and approved by Architect/Client.

**2. Workmanship:**

- Work complete as per above specification.
- Work complete including all types of tools, tackles, labour etc complete at any level and height.
- The whole work is to be completed as per design; sample material & any other requirement shall be as per instruction of Architect/Client.

**3. Measurements:**

- The rate shall be consolidated for all above items.
- The rate shall include the cost of all materials, labour, scaffolding etc. to complete the whole work satisfactorily as per instruction of Architect/Client.
- No extra payment will be given for any of the reasons.
- Rate to be inclusive of all material, wastage, necessary tools tackles etc for fixing at all heights and for all floors.
- The work done shall be measured in Rmt for area of work done. The rate shall be for a unit of one Rmt.

**Item No: 512: Wardrobe with luggage rack & Shoe rack : Veneer finish finish**

**Providing, making and fixing wardrobe units in position as per drawings.**

**Front solid shutter : 25 mm thick IS 303 BWR ply with both side Veneer finish with polish**

**Back side : 12 mm thick IS 303 BWR ply with one side Veneer finish with polish**

**Bottom & Side , shelves/Divider : 303 BWR ply with Veneer finish with polish**

**Hardware : All necessary brass satin finish nickel plated/ S.S 304 grade (hardware from Hettich like Auto Hinges, handle, Multipurpose lock, Telescopic channel, S.S. pipe oval Hettich (047 615) , tower bolts, ball catches/Magnet, hydraulic hinges etc as per approved sample.**

**Skirting : 75 mm ht skirting with laminate finish.**

**Edge Finish : All the exposed edges are with 2mm PVC edge Imported banding & sealed edges are with 0.8mm thick PVC Imported edge banding.**

**Work complete including all type of material, Haffele/ Hettich fittings, fixtures, Finish, loading , unloading ,transportation, all leads ,accessories, sample mockup, all floor , all levels, all heights ,necessary grooves etc complete as per detailed drawings ,specifications & instruction of Client/EIC**

**Basic Rate for material only teak veneer - 120/Sqft.**

Ref Image



**1. Material:**

- IS 710 BWP ply shall be used for pantry below storage as per approved make and sample by Architect/Client.
- Laminate shall be used as per approved make and sample by Architect/Client.
- Hardware's shall be used as per approved make list and confirming to relevant IS codes and approved by Architect/Client.
- All type of material shall be used as per approved make list and confirming to relevant IS codes and approved by Architect/Client.

**2. Workmanship:**

- Work complete as per above specification.
- Work complete including all types of tools, tackles, labour etc complete at any level and height.
- The whole work is to be completed as per design; sample material & any other requirement shall be as per instruction of Architect/Client.

**3. Measurements:**

- The rate shall be consolidated for all above items.
- The rate shall include the cost of all materials, labour, scaffolding etc. to complete the whole work satisfactorily as per instruction of Architect/Client.
- No extra payment will be given for any of the reasons.
- Rate to be inclusive of all material, wastage, necessary tools tackles etc for fixing at all heights and for all floors.
- The work done shall be measured in Square meter for area of work done. The rate shall be for a unit of one Square Meter. Clear elevation area shall be measured and paid.

**Item No: 513: Below counter Storage with Veneer finish :**

" -----Do----- as per above specification for complete work . Using 4 mm thick veneer with PU polish instead of Laminate. Basic Rate for material only teak veneer - 120/Sqft.

**1. Material:**

- IS 710 BWP ply shall be used for pantry below storage as per approved make and sample by Architect/Client.
- Laminate shall be used as per approved make and sample by Architect/Client.
- Hardware's shall be used as per approved make list and confirming to relevant IS codes and approved by Architect/Client.

- All type of material shall be used as per approved make list and confirming to relevant IS codes and approved by Architect/Client.
- 2. Workmanship:**
- Work complete as per above specification.
  - Work complete including all types of tools, tackles, labour etc complete at any level and height.
  - The whole work is to be completed as per design; sample material & any other requirement shall be as per instruction of Architect/Client.
- 3. Measurements:**
- The rate shall be consolidated for all above items.
  - The rate shall include the cost of all materials, labour, scaffolding etc. to complete the whole work satisfactorily as per instruction of Architect/Client.
  - No extra payment will be given for any of the reasons.
  - Rate to be inclusive of all material, wastage, necessary tools tackles etc for fixing at all heights and for all floors.
  - The work done shall be measured in Square meter for area of work done. The rate shall be for a unit of one Square Meter. Clear elevation area shall be measured and paid.

**Item No: 514: Below counter Storage with VNR laminate finish :**

**" -----Do----- as per above specification for complete work . Using 1 mm thick VNR laminate instead of Veneer . Basic Rate of VNR laminate is 50/ Sq.ft**

- 1. Material:**
- IS 710 BWP ply shall be used for pantry below storage as per approved make and sample by Architect/Client.
  - Laminate shall be used as per approved make and sample by Architect/Client.
  - Hardware's shall be used as per approved make list and confirming to relevant IS codes and approved by Architect/Client.
  - All type of material shall be used as per approved make list and confirming to relevant IS codes and approved by Architect/Client.
- 2. Workmanship:**
- Work complete as per above specification.
  - Work complete including all types of tools, tackles, labour etc complete at any level and height.
  - The whole work is to be completed as per design; sample material & any other requirement shall be as per instruction of Architect/Client.
- 3. Measurements:**
- The rate shall be consolidated for all above items.
  - The rate shall include the cost of all materials, labour, scaffolding etc. to complete the whole work satisfactorily as per instruction of Architect/Client.
  - No extra payment will be given for any of the reasons.
  - Rate to be inclusive of all material, wastage, necessary tools tackles etc for fixing at all heights and for all floors.
  - The work done shall be measured in Square meter for area of work done. The rate shall be for a unit of one Square Meter. Clear elevation area shall be measured and paid.

**Item No: 515: Pantry below storage : Providing, making, fixing as per detail drawing made from 19 mm IS 710 BWP ply structure and both side 1 mm th laminate finish shall be of approved make & shade and as per the detail drawing. All the edges of ply shall be covered with Laminate finish Rate shall also inclusive of all necessary brass satin finish nickel plated/S.S 304 grade hardware like Hinges, locks,6"handle , 75 mm tower bolts, ball catches/Magnet, The rate shall be inclusive of**

shelf both side laminated finish and as per detail drawer unit with SS 304 grade kitchen basket as per selection by architect The rate shall be in sqm of elevation area for all floors and at all heights including all costs complete as per the Architectural drawings & instructions. Only the elevation area of the storage unit will be measured and paid for. Item for laminate fixing and polishing is included in this item. Approval of all loose material (sample of materials to be used) & raw manufacturing to be got approved in advance from EIC & Architect prior to the final production of the work. Manufacturing shall in parts or as whole as per the requirements & or assembled at site as per the requirement and directed by EIC & Architect. All material to be used shall be as per the drawings & confirm to the relevant detailed material specifications of this document. The work shall be measured & paid in sqm The rates shall be inclusive of all wastages, material, labor, transportation, loading, unloading, fixing in position, etc. complete to the satisfaction of the Architect and EIC. The mock-up of 1 unit shall be approved from EIC and Architect prior to the final production. Basic rate of laminate is 45 /Sqft.

**1. Material:**

- IS 710 BWP ply shall be used for pantry below storage as per approved make and sample by Architect/Client.
- Laminate shall be used as per approved make and sample by Architect/Client.
- Hardware's shall be used as per approved make list and confirming to relevant IS codes and approved by Architect/Client.
- All type of material shall be used as per approved make list and confirming to relevant IS codes and approved by Architect/Client.

**2. Workmanship:**

- Work complete as per above specification.
- Work complete including all types of tools, tackles, labour etc complete at any level and height.
- The whole work is to be completed as per design; sample material & any other requirement shall be as per instruction of Architect/Client.

**3. Measurements:**

- The rate shall be consolidated for all above items.
- The rate shall include the cost of all materials, labour, scaffolding etc. to complete the whole work satisfactorily as per instruction of Architect/Client.
- No extra payment will be given for any of the reasons.
- Rate to be inclusive of all material, wastage, necessary tools tackles etc for fixing at all heights and for all floors.
- The work done shall be measured in Square meter for area of work done. The rate shall be for a unit of one Square Meter. Clear elevation area shall be measured and paid.

**Item No: 516: Pantry above storage -350DX600 H: Providing, making, fixing as per detail drawing made from 19 mm IS 710 BWP ply structure and both side 1 mm th laminate finish shall be of approved make & shade and as per the detail drawing. All the edges of ply shall be covered with Laminate finish Rate shall also inclusive of all necessary brass satin finish nickel plated/S.S 304 grade hardware like Hinges, locks, 6" handle, 75 mm tower bolts, ball catches/Magnet, The rate shall be in sqm of elevation area for all floors and at all heights including all costs complete as per the Architectural drawings & instructions. Only the elevation area of the storage unit will be measured and paid for. Item for laminate fixing and polishing is included in this item.**

**Approval of all loose material (sample of materials to be used) & raw manufacturing to be got approved in advance from EIC & Architect prior to the final production of the work. Manufacturing shall in parts or as whole as per the requirements & or assembled at site as per the requirement and directed by EIC & Architect. All material to be used shall be as per the drawings & confirm to the relevant detailed material specifications of this document. The work shall be**

measured & paid in sqm. The rates shall be inclusive of all wastages, material, labor, transportation, loading, unloading, fixing in position, etc. complete to the satisfaction of the Architect and EIC. The mock-up of 1 unit shall be approved from EIC and Architect prior to the final production . Basic rate of laminate is 45 /Sqft.

**1. Material:**

- IS 710 BWP ply shall be used for pantry below storage as per approved make and sample by Architect/Client.
- Laminate shall be used as per approved make and sample by Architect/Client.
- Hardware's shall be used as per approved make list and confirming to relevant IS codes and approved by Architect/Client.
- All type of material shall be used as per approved make list and confirming to relevant IS codes and approved by Architect/Client.

**2. Workmanship:**

- Work complete as per above specification.
- Work complete including all types of tools, tackles, labour etc complete at any level and height.
- The whole work is to be completed as per design; sample material & any other requirement shall be as per instruction of Architect/Client.

**3. Measurements:**

- The rate shall be consolidated for all above items.
- The rate shall include the cost of all materials, labour, scaffolding etc. to complete the whole work satisfactorily as per instruction of Architect/Client.
- No extra payment will be given for any of the reasons.
- Rate to be inclusive of all material, wastage, necessary tools tackles etc for fixing at all heights and for all floors.
- The work done shall be measured in Square meter for area of work done. The rate shall be for a unit of one Square Meter. Clear elevation area shall be measured and paid.

**Item No: 517: Waiting area Center Table: size of bigger table-2'6" Dia and smaller table-2' Dia**

**Providing & fixing of center table : Top comprising from Solid wood / HDF with finish with PU polish Vertical support from Metal with powder coating .Work complete including all necessary hardware and fittings , mock up sample, loading, unloading, transportation, placing at all floors and for all leads, all accessories as described in item description. Work complete as per the detailed drawing and instruction of Architect/Client.**

Ref Image



**1. Material:**

- All type of material shall be used as per approved make list and confirming to relevant IS codes and approved by Architect/Client.
- 2. Workmanship:**
- Work complete as per above specification.
  - Work complete including all types of tools, tackles, labour etc complete at any level and height.
  - The whole work is to be completed as per design; sample material & any other requirement shall be as per instruction of Architect/Client.
- 3. Measurements:**
- The rate shall be consolidated for all above items.
  - The rate shall include the cost of all materials, labour, scaffolding etc. to complete the whole work satisfactorily as per instruction of Architect/Client.
  - No extra payment will be given for any of the reasons.
  - Rate to be inclusive of all material, wastage, necessary tools tackles etc for fixing at all heights and for all floors.
  - The work done shall be measured in Number for area of work done. The rate shall be for a unit of one Number.

**Item No: 518: Waiting Lounge area Corner Table: Size-1'6" Dia**

"-----Do-----" as per above specification for complete work.

Ref Image



- 1. Material:**
- All type of material shall be used as per approved make list and confirming to relevant IS codes and approved by Architect/Client.
- 2. Workmanship:**
- Work complete as per above specification.
  - Work complete including all types of tools, tackles, labour etc complete at any level and height.
  - The whole work is to be completed as per design; sample material & any other requirement shall be as per instruction of Architect/Client.
- 3. Measurements:**
- The rate shall be consolidated for all above items.
  - The rate shall include the cost of all materials, labour, scaffolding etc. to complete the whole work satisfactorily as per instruction of Architect/Client.
  - No extra payment will be given for any of the reasons.
  - Rate to be inclusive of all material, wastage, necessary tools tackles etc for fixing at all heights and for all floors.
  - The work done shall be measured in Number for area of work done. The rate shall be for a unit of one Number.

**Item No: 519: Room center table : Suite Room : 2' 6" Diameter**

"-----Do-----" as per above specification for complete work.

Ref Image



**1. Material:**

- All type of material shall be used as per approved make list and confirming to relevant IS codes and approved by Architect/Client.

**2. Workmanship:**

- Work complete as per above specification.
- Work complete including all types of tools, tackles, labour etc complete at any level and height.
- The whole work is to be completed as per design; sample material & any other requirement shall be as per instruction of Architect/Client.

**3. Measurements:**

- The rate shall be consolidated for all above items.
- The rate shall include the cost of all materials, labour, scaffolding etc. to complete the whole work satisfactorily as per instruction of Architect/Client.
- No extra payment will be given for any of the reasons.
- Rate to be inclusive of all material, wastage, necessary tools tackles etc for fixing at all heights and for all floors.
- The work done shall be measured in Number for area of work done. The rate shall be for a unit of one Number.

**Item No: 520: Room Corner table : Suite Room : Size : 1'6" Diameter**

"-----Do-----" as per above specification for complete work.

Ref Image



**1. Material:**

- All type of material shall be used as per approved make list and confirming to relevant IS codes and approved by Architect/Client.

**2. Workmanship:**

- Work complete as per above specification.

- Work complete including all types of tools, tackles, labour etc complete at any level and height.
- The whole work is to be completed as per design; sample material & any other requirement shall be as per instruction of Architect/Client.

**3. Measurements:**

- The rate shall be consolidated for all above items.
- The rate shall include the cost of all materials, labour, scaffolding etc. to complete the whole work satisfactorily as per instruction of Architect/Client.
- No extra payment will be given for any of the reasons.
- Rate to be inclusive of all material, wastage, necessary tools tackles etc for fixing at all heights and for all floors.
- The work done shall be measured in Number for area of work done. The rate shall be for a unit of one Number.

**Item No: 521: GMD cabin Center Table: @750 x 750 x 400 mm**

**Center table: 25 mm thick Solid wooden top with matt finish monocoat polish.**

**Vertical support: solid woode Leg with matt finish monocoat polish with busher.**

**Work complete including Providing & fixing , all necessary hardware and fittings, mock up sample, loading, unloading, transportation, placing at all floors and for all leads, all accessories as described in item description. Work complete as per the detailed drawing and instruction of Architect/Client.**

**1. Material:**

- All type of material shall be used as per approved make list and confirming to relevant IS codes and approved by Architect/Client.

**2. Workmanship:**

- Work complete as per above specification.
- Work complete including all types of tools, tackles, labour etc complete at any level and height.
- The whole work is to be completed as per design; sample material & any other requirement shall be as per instruction of Architect/Client.

**3. Measurements:**

- The rate shall be consolidated for all above items.
- The rate shall include the cost of all materials, labour, scaffolding etc. to complete the whole work satisfactorily as per instruction of Architect/Client.
- No extra payment will be given for any of the reasons.
- Rate to be inclusive of all material, wastage, necessary tools tackles etc for fixing at all heights and for all floors.
- The work done shall be measured in Number for area of work done. The rate shall be for a unit of one Number.

**Item No: 522: Corner table : 450 x 450x 400 mm**

**" -----Do-----" as per above specification for complete work.**

**1. Material:**

- All type of material shall be used as per approved make list and confirming to relevant IS codes and approved by Architect/Client.

**2. Workmanship:**

- Work complete as per above specification.
- Work complete including all types of tools, tackles, labour etc complete at any level and height.
- The whole work is to be completed as per design; sample material & any other requirement shall be as per instruction of Architect/Client.

**3. Measurements:**

- The rate shall be consolidated for all above items.
- The rate shall include the cost of all materials, labour, scaffolding etc. to complete the whole work satisfactorily as per instruction of Architect/Client.
- No extra payment will be given for any of the reasons.
- Rate to be inclusive of all material, wastage, necessary tools tackles etc for fixing at all heights and for all floors.
- The work done shall be measured in Number for area of work done. The rate shall be for a unit of one Number.

**Item No: 523: Waiting area Center Table: 750 x 750 x 400 mm**

**Table top: 15 mm thick Artificial stone top.**

**Vertical support: solid woode Leg with matt finish monocoat polish with busher.**

**Work complete including Providing & fixing , all necessary hardware and fittings , mock up sample, loading, unloading, transportation, placing at all floors and for all leads, all accessories as described in item description. Work complete as per the detailed drawing and instruction of Architect/Client.**

**1. Material:**

- All type of material shall be used as per approved make list and confirming to relevant IS codes and approved by Architect/Client.

**2. Workmanship:**

- Work complete as per above specification.
- Work complete including all types of tools, tackles, labour etc complete at any level and height.
- The whole work is to be completed as per design; sample material & any other requirement shall be as per instruction of Architect/Client.

**3. Measurements:**

- The rate shall be consolidated for all above items.
- The rate shall include the cost of all materials, labour, scaffolding etc. to complete the whole work satisfactorily as per instruction of Architect/Client.
- No extra payment will be given for any of the reasons.
- Rate to be inclusive of all material, wastage, necessary tools tackles etc for fixing at all heights and for all floors.
- The work done shall be measured in Number for area of work done. The rate shall be for a unit of one Number.

**Item No: 524: Waiting area Corner Table: 450 x 450x 400 mm**

**" -----Do-----" as per above specification for complete work.**

**1. Material:**

- All type of material shall be used as per approved make list and confirming to relevant IS codes and approved by Architect/Client.

**2. Workmanship:**

- Work complete as per above specification.
- Work complete including all types of tools, tackles, labour etc complete at any level and height.
- The whole work is to be completed as per design; sample material & any other requirement shall be as per instruction of Architect/Client.

**3. Measurements:**

- The rate shall be consolidated for all above items.
- The rate shall include the cost of all materials, labour, scaffolding etc. to complete the whole work satisfactorily as per instruction of Architect/Client.
- No extra payment will be given for any of the reasons.
- Rate to be inclusive of all material, wastage, necessary tools tackles etc for fixing at all heights and for all floors.
- The work done shall be measured in Number for area of work done. The rate shall be for a unit of one Number.

**Item No: 525: Conference room Drawer & TV Unit : 1500x 510 x 400 mm**

**Providing & fixing TV drawer unit as per detail shape & size with require accessories**

**Top 35 mm thick comprising from 12 mm th IS 303 ply & veneer finish with matt finish monocoat polish, Storage body is comprising from 19mm 303 BWR ply with veneer finish and inner side 1 mm th laminate finish including require nos of drawer with all type of fittings, cut-out for air circulation, require fixtures, hardware Hettich/Haffle make etc complete. SS 304 grade conceal handle shall be provide as per approved selection & detailed drawing and instruction of Architect/EIC. The work shall be done as per the approved specifications, sample approved and as directed by the Architect and Engineer-in-charge. The rate shall be for complete item inclusive of all material, labour, wastages, necessary tools & tackles, adhesives consumable hardware & required SS 304 grade hardware/accessories of approved make for all floors, all heights, all levels and all places within campus. Contractor shall do all the needful and shall fulfill Architect's design intent. No additional claims will be entertained for this. The unit shall be manufactured in parts and these parts shall be assembled at site. Basic rate of teak veneer is 120 /Sqft**

**1. Material:**

- IS 303 BWR ply shall be used for Drawer unit as per approved make and sample by Architect/Client.
- Veneer shall be used as per approved make and sample by Architect/Client.
- Hardware's shall be used as per approved make list and confirming to relevant IS codes and approved by Architect/Client.
- All type of material shall be used as per approved make list and confirming to relevant IS codes and approved by Architect/Client.

**2. Workmanship:**

- Work complete as per above specification.
- Work complete including all types of tools, tackles, labour etc complete at any level and height.
- The whole work is to be completed as per design; sample material & any other requirement shall be as per instruction of Architect/Client.

**3. Measurements:**

- The rate shall be consolidated for all above items.
- The rate shall include the cost of all materials, labour, scaffolding etc. to complete the whole work satisfactorily as per instruction of Architect/Client.

- No extra payment will be given for any of the reasons.
- Rate to be inclusive of all material, wastage, necessary tools tackles etc for fixing at all heights and for all floors.
- The work done shall be measured in Square meter for area of work done. The rate shall be for a unit of one Square Meter. Clear elevation area shall be measured and paid.

**Item No: 526: Waiting lounge area Sofa (One Seater) : @ 900(L) x 870 mm (B) x 800 mm (H) comprising up of Solid teak wood with PU semi gloss finished polish. The seat shall 150 mm th 40 density & back shall be 32 density foam & finished in Approved fabric upholstery as per the drawing/image and instruction from Architect/EIC all external & internal exposed woodwork to be finished in PU semi gloss finish polish. .The work shall be done as per drawing , specifications, sample approved and as directed by the Architect and Engineer-in-charge. The rate shall be for complete item inclusive of all material, labour, wastages, necessary tools & tackles, approved make for all floors, all heights, all levels and all places within campus. Contractor shall do all the needful and shall fulfill Architect's design intent. No additional claims will be entertained for this. Rate shall inclusive of providing mockup sample for approval of architect. Basic rate of fabric is 1000/ Rmt**

**Ref Image**



**1. Material:**

- One Seater Sofa unit shall be used as per approved make list and approved sample by Architect/Client.
- All type of material shall be used as per approved make list and confirming to relevant IS codes and approved by Architect/Client.

**2. Workmanship:**

- Work complete as per above specification.
- Work complete including all types of tools, tackles, labour etc complete at any level and height.
- The whole work is to be completed as per design; sample material & any other requirement shall be as per instruction of Architect/Client.

**3. Measurements:**

- The rate shall be consolidated for all above items.
- The rate shall include the cost of all materials, labour, scaffolding etc. to complete the whole work satisfactorily as per instruction of Architect/Client.
- No extra payment will be given for any of the reasons.
- Rate to be inclusive of all material, wastage, necessary tools tackles etc for fixing at all heights and for all floors.
- The work done shall be measured in Numbers for area of work done. The rate shall be for a unit of one Numbers.

**Item No: 527: Waiting lounge area Sofa (two Seater): 1500mm (L) x 870 mm (B) x 800 mm (H)**

**"-----Do-----as per above specification for complete work .**

**Basic rate of fabric is 1000/ Rmt**

**Ref Image**



**1. Material:**

- Two Seater Sofa unit shall be used as per approved make list and approved sample by Architect/Client.
- All type of material shall be used as per approved make list and confirming to relevant IS codes and approved by Architect/Client.

**2. Workmanship:**

- Work complete as per above specification.
- Work complete including all types of tools, tackles, labour etc complete at any level and height.
- The whole work is to be completed as per design; sample material & any other requirement shall be as per instruction of Architect/Client.

**3. Measurements:**

- The rate shall be consolidated for all above items.
- The rate shall include the cost of all materials, labour, scaffolding etc. to complete the whole work satisfactorily as per instruction of Architect/Client.
- No extra payment will be given for any of the reasons.
- Rate to be inclusive of all material, wastage, necessary tools tackles etc for fixing at all heights and for all floors.
- The work done shall be measured in Numbers for area of work done. The rate shall be for a unit of one Numbers.

**Item No: 528: Waiting Lounger chair :The seat shall 150 mm th 40 density & back shall be 32 density foam & finished in Approved fabric upholstery as per the drawing/image and instruction from Architect/EIC all external & internal exposed woodwork to be finished in PU semi gloss finish polish. .The work shall be done as per the drawing , specifications, sample approved and as directed by the Architect and Engineer-in-charge. The rate shall be for complete item inclusive of all material, labour, wastages, necessary tools & tackles,approved make for all floors, all heights, all levels and all places within campus. Contractor shall do all the needful and shall fulfill Architect's design intent. No additional claims will be entertained for this. Rate shall inclusive of providing mockup sample for approval of architect. Equivalent to Sharom ASMAR-710/711**

**Ref Image**



**1. Material:**

- Waiting lounge chair shall be used as per approved make list and approved sample by Architect/Client.
- All type of material shall be used as per approved make list and confirming to relevant IS codes and approved by Architect/Client.

**2. Workmanship:**

- Work complete as per above specification.
- Work complete including all types of tools, tackles, labour etc complete at any level and height.
- The whole work is to be completed as per design; sample material & any other requirement shall be as per instruction of Architect/Client.

**3. Measurements:**

- The rate shall be consolidated for all above items.
- The rate shall include the cost of all materials, labour, scaffolding etc. to complete the whole work satisfactorily as per instruction of Architect/Client.
- No extra payment will be given for any of the reasons.
- Rate to be inclusive of all material, wastage, necessary tools tackles etc for fixing at all heights and for all floors.
- The work done shall be measured in Numbers for area of work done. The rate shall be for a unit of one Numbers.

**Item No: 529 : Sofa : Three seater ( Suite room) : 2100 (L) x 870 mm (B) x 800 mm (H) comprising of Solid teak wood with PU semi gloss finished polish. The seat shall 150 mm th 40 density & back shall be 32 density foam & finished in Approved fabric upholstery as per the drawing/image and instruction from Architect/EIC all external & internal exposed woodwork to be finished in PU semi gloss finish polish. .The work shall be done as per the drawing , specifications, sample approved and as directed by the Architect and Engineer-in-charge. The rate shall be for complete item inclusive of all material, labour, wastages, necessary tools & tackles,approved make for all floors, all heights, all levels and all places within campus. Contractor shall do all the needful and shall fulfill Architect's design intent. No additional claims will be entertained for this.Rate shall inclusive of providing mockup sample for approval of architect. Basic rate of fabric is 1000/ Rmt**

**Ref Image**



**1. Material:**

- Three seater sofa shall be used as per approved make list and approved sample by Architect/Client.
- All type of material shall be used as per approved make list and confirming to relevant IS codes and approved by Architect/Client.

**2. Workmanship:**

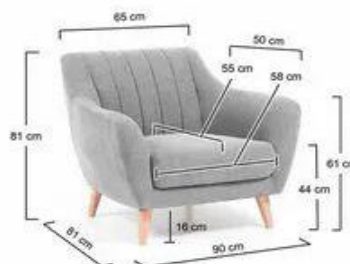
- Work complete as per above specification.
- Work complete including all types of tools, tackles, labour etc complete at any level and height.
- The whole work is to be completed as per design; sample material & any other requirement shall be as per instruction of Architect/Client.

**3. Measurements:**

- The rate shall be consolidated for all above items.
- The rate shall include the cost of all materials, labour, scaffolding etc. to complete the whole work satisfactorily as per instruction of Architect/Client.
- No extra payment will be given for any of the reasons.
- Rate to be inclusive of all material, wastage, necessary tools tackles etc for fixing at all heights and for all floors.
- The work done shall be measured in Numbers for area of work done. The rate shall be for a unit of one Numbers.

**Item No: 530: Sofa : One seater ( Suite room) : comprising of Solid teak wood with PU semi gloss finished polish. The seat shall 150 mm th 40 density & back shall be 32 density foam & finished in Approved fabric upholstery as per the drawing/image and instruction from Architect/EIC all external & internal exposed woodwork to be finished in PU semi gloss finish polish. .The work shall be done as per the drawing , specifications, sample approved and as directed by the Architect and Engineer-in-charge. The rate shall be for complete item inclusive of all material, labour, wastages, necessary tools & tackles,approved make for all floors, all heights, all levels and all places within campus. Contractor shall do all the needful and shall fulfill Architect's design intent. No additional claims will be entertained for this.Rate shall inclusive of providing mockup sample for approval of architect. Basic rate of fabric is 1000/ Rmt**

**Ref Image**



**1. Material:**

- sofa shall be used as per approved make list and approved sample by Architect/Client.
  - All type of material shall be used as per approved make list and confirming to relevant IS codes and approved by Architect/Client.
- 2. Workmanship:**
- Work complete as per above specification.
  - Work complete including all types of tools, tackles, labour etc complete at any level and height.
  - The whole work is to be completed as per design; sample material & any other requirement shall be as per instruction of Architect/Client.
- 3. Measurements:**
- The rate shall be consolidated for all above items.
  - The rate shall include the cost of all materials, labour, scaffolding etc. to complete the whole work satisfactorily as per instruction of Architect/Client.
  - No extra payment will be given for any of the reasons.
  - Rate to be inclusive of all material, wastage, necessary tools tackles etc for fixing at all heights and for all floors.
  - The work done shall be measured in Numbers for area of work done. The rate shall be for a unit of one Numbers.

**Item No: 531: Lounger chair : Suite room " -----Do-----" as per above specification for complete work. Basic rate of fabric is 1000/ Rmt**

**Ref Image**



- 1. Material:**
- Lounger chair shall be used as per approved make list and approved sample by Architect/Client.
  - All type of material shall be used as per approved make list and confirming to relevant IS codes and approved by Architect/Client.
- 2. Workmanship:**
- Work complete as per above specification.
  - Work complete including all types of tools, tackles, labour etc complete at any level and height.
  - The whole work is to be completed as per design; sample material & any other requirement shall be as per instruction of Architect/Client.
- 3. Measurements:**
- The rate shall be consolidated for all above items.
  - The rate shall include the cost of all materials, labour, scaffolding etc. to complete the whole work satisfactorily as per instruction of Architect/Client.
  - No extra payment will be given for any of the reasons.
  - Rate to be inclusive of all material, wastage, necessary tools tackles etc for fixing at all heights and for all floors.
  - The work done shall be measured in Numbers for area of work done. The rate shall be for a unit of one Numbers.

Item No: 532: GMD cabin Sofa (Two seater): 1500 (L) x 870 mm (B) x 800 mm (H)

comprising of Solid teak wood with PU semi gloss finished polish. The seat shall 150 mm th 40 density & back shall be 32 density foam & finished in Approved fabric upholstery as per the drawing/image and instruction from Architect/EIC all external & internal exposed woodwork to be finished in PU semi gloss finish polish. .The work shall be done as per the drawing , specifications, sample approved and as directed by the Architect and Engineer-in-charge. The rate shall be for complete item inclusive of all material, labour, wastages, necessary tools & tackles,approved make for all floors, all heights, all levels and all places within campus. Contractor shall do all the needful and shall fulfill Architect's design intent. No additional claims will be entertained for this.Rate shall inclusive of providing mockup sample for approval of architect. Basic Rate of Fabric : 800 Rmt

Ref Image



**4. Material:**

- One Seater Sofa unit shall be used as per approved make list and approved sample by Architect/Client.
- All type of material shall be used as per approved make list and confirming to relevant IS codes and approved by Architect/Client.

**5. Workmanship:**

- Work complete as per above specification.
- Work complete including all types of tools, tackles, labour etc complete at any level and height.
- The whole work is to be completed as per design; sample material & any other requirement shall be as per instruction of Architect/Client.

**6. Measurements:**

- The rate shall be consolidated for all above items.
- The rate shall include the cost of all materials, labour, scaffolding etc. to complete the whole work satisfactorily as per instruction of Architect/Client.
- No extra payment will be given for any of the reasons.
- Rate to be inclusive of all material, wastage, necessary tools tackles etc for fixing at all heights and for all floors.
- The work done shall be measured in Numbers for area of work done. The rate shall be for a unit of one Numbers.

Item No: 533: GMD cabin Sofa (One seater): 900 (L) x 870 mm (B) x 800 mm (H)

" -----Do-----" as per above specification for complete work. Basic Rate of Fabric: 800 Rmt

Ref Image



**1. Material:**

- Two Seater Sofa unit shall be used as per approved make list and approved sample by Architect/Client.
- All type of material shall be used as per approved make list and confirming to relevant IS codes and approved by Architect/Client.

**2. Workmanship:**

- Work complete as per above specification.
- Work complete including all types of tools, tackles, labour etc complete at any level and height.
- The whole work is to be completed as per design; sample material & any other requirement shall be as per instruction of Architect/Client.

**3. Measurements:**

- The rate shall be consolidated for all above items.
- The rate shall include the cost of all materials, labour, scaffolding etc. to complete the whole work satisfactorily as per instruction of Architect/Client.
- No extra payment will be given for any of the reasons.
- Rate to be inclusive of all material, wastage, necessary tools tackles etc for fixing at all heights and for all floors.
- The work done shall be measured in Numbers for area of work done. The rate shall be for a unit of one Numbers.

**Item No: 534: Console: Providing & fixing Console complete as per drawing/Ref Image. Approx size : 1500 x 400 x 600 mm made from up of 19 mm thick BWR grade ply & finished of Laminate as per approved make and shade and solid wooden leg with matt finish mono coat polish as per drawing. Rate shall be inclusive of providing, fixing all necessary brass satin finish nickel plated/ S.S 304 grade (hardware from Hettich like Auto Hinges, handle, Rod locks, Multipurpose lock, Rate shall be inclusive of internal shelves of 19mm thick IS 303 BWR ply and laminate , PVC edge beading . All external & internal exposed woodwork to be finished in PU semi gloss paint finish polish as per specified item's manufacturer's specifications. Rate shall inclusive of providing mock up sample for approval of architect. Equivalent to VNR series laminate.**

**Ref Image**



**1. Material:**

- All type of material shall be used as per approved make list and confirming to relevant IS codes and approved by Architect/Client.
- 2. Workmanship:**
- Work complete as per above specification.
  - Work complete including all types of tools, tackles, labour etc complete at any level and height.
  - The whole work is to be completed as per design; sample material & any other requirement shall be as per instruction of Architect/Client.
- 3. Measurements:**
- The rate shall be consolidated for all above items.
  - The rate shall include the cost of all materials, labour, scaffolding etc. to complete the whole work satisfactorily as per instruction of Architect/Client.
  - No extra payment will be given for any of the reasons.
  - Rate to be inclusive of all material, wastage, necessary tools tackles etc for fixing at all heights and for all floors.
  - The work done shall be measured in Numbers for area of work done. The rate shall be for a unit of one Numbers.

**Item No: 535: Planter box: Providing making, fixing as per detail drawing and required length and depth shall be made from 19mm IS 710 BWP ply with both side laminate finish and providing lighting arrangement cutout and fixing as per detail drawing and instruction. Rate shall inclusive all necessary hardware and fitting, ms framing, paint. The work shall be done as per the specifications, sample approved and as directed by the Architect/ Client. Rate shall inclusive of providing mockup sample for approval of Architect/ Client. Rate shall be inclusive of all materials, loading, unloading, transportation, placing at all floors and for all leads, polishing and all accessorie, sample mockup etc as described in item description.work complete as per the instruction of Client/EIC.**

**and**

**Item No: 536: Planter box finished with Coloured HDF :**

**" -----Do-----" as per above specification for complete work. Only 8 MM thick Coloured HDF with PU polish instead of Laminate finish.**

**1. Material:**

- All type of material shall be used as per approved make list and confirming to relevant IS codes and approved by Architect/Client.

**2. Workmanship:**

- Work complete as per above specification.
- Work complete including all type of tools, tackles, scaffolding etc complete at any level and height
- The whole work is to be completed as per design; sample material & any other requirement shall be as per instruction of Architect/Client.

**3. Measurements:**

- The rate shall be consolidated for all above items.
- The rate shall include the cost of all materials, labour, scaffolding etc. to complete the whole work satisfactorily as per instruction of Architect/Client.
- No extra payment will be given for any of the reasons.
- Rate to be inclusive of all material, wastage, necessary tools tackles etc for fixing at all heights and for all floors.
- Clear elevation area shall be measured and paid. The work done shall be measured in Square Meter for area of work done. The rate shall be for a unit of one Square meter.

**Item No: 537: Texture paint: Wall painting two coats with Stucco of Asian or equivalent approved**

brand in any shades and colour as directed on wall surface to give an even shade including applying of a one coat of Penetrating primer or equivalent and two coats of paint, scaffolding to at any height with all labour and material thoroughly brushing the surface free from mortar droppings and other foreign matter and sand prepared smooth etc. complete. The substrate must be sound, clean, dry, free from dust, oil, grease and laitance etc. All traces of release agents must be removed. On chalky and dusty surfaces, all loose material must be removed by stiff bristle brushing. The primer / paint application is to be done with the rollers. Rate shall be including, safety measures, crack filling and leveling as per manufacturers specification. Top coat should have. 1) Low VOC content. 2) Crack Bridging ability up to 2.6 mm. 3) 100% pure acrylic emulsion 4) Anti-Carbonation concrete protection 5) Very Low Flame spread 6) Superior Washability

#### **1. Materials:**

- Texture Paint shall be used as per sample approved by EIC/Architect.
- All type of material shall be used for work as per approved make list and confirming to relevant IS codes and approved by EIC/Architect.

#### **2. Workmanship:**

- **Scaffolding:** Wherever scaffolding is necessary it shall be erected in such a way that as far as possible on part of scaffolding shall rest against the surface to be colour washed. A properly secured strong and well tied suspended platform (Zoola) may be used for painting. Where ladders are used, pieces of old gunny bag shall be tied at top and bottom to prevent scratches to the floors and walls. For paint of ceilings proper stage scaffolding shall be erected where necessary.
- **Preparation of surface:** The substrate must be sound, clean, dry, free from dust, oil, grease and laitance etc. All traces of release agents must be removed. On chalky and dusty surfaces, all loose material must be removed by stiff bristle brushing. Rate shall be including crack filling and leveling as per manufacturer's specification.
- **Precautions:** Splashes on floors etc. shall be cleaned out without delay as they will be difficult to remove after hardening. Washing of surfaces treated with Paints shall not be done within 3 to 4 weeks of application.
- The whole work is to be completed as per design; sample material & any other requirement shall be as per instruction of EIC/Architect.
- Rate shall be including of base coat as per manufacturer's standards.

#### **3. Measurements:**

- The rate shall be consolidated for all above items.
- The rate shall include the cost of all materials, finishing, labour, scaffolding etc. to complete the whole work satisfactorily as per instruction of EIC/Architect.
- No extra payment will be given for any of the reasons.
- Rate to be inclusive of all material, wastage, necessary tools tackles etc for fixing at all heights and for all floors. Area shall be measured & paid in Square Meter.

**Item No: 538: Art work: Providing and fixing in position commissioned art works inside the building on the wall or ceiling and extension of the same till floor/ceiling. The composition of the commissioned art work shall be from any type of wood, metal like copper, brass, SS, MS, fabric, acrylics, rubber, plastic, tough boards, cementitious boards, fibers, gypsum, POP etc. all. The form of material may also vary based on material properties like sheets, wires, blocks, inclusion of cutouts, bending of the materials, profile cutting and shaping of the materials, manufacturing at site as well as at site, covering the prepared material by means of the bubble sheets, jute bags or in wooden packing materials. The commissioned art work may require any shade, finish and texture of duco painting, specialty painting, PU painting, general painting to paintable surfaces, galvanizing, powder coating, anodizing etc. The base surface where the commissioned art work is**

to be installed also needs some modification to enhance the effect of art works. The use of material like fiber glass wool/ boards, filler fabric, mounting material may also essential based on the design of the art work by artist. The rate shall be inclusive of any type of lighting features to be added into it includes LED lights, neon lights including its supporting and suitable wiring for the same within the art works. Only one electrical control point connection will be given as close to art works. The rate shall be inclusive of making necessary provisions within the commissioned art works of fixing of the same. The provisions of the fixing of the art work may be in parts but it shall be inclusive of the all arrangements like LN key, studs, anchors, nuts and bolts etc. all.. The concept of the art work will be generated by architect and interior designer and based on that offers from the artists to be invited for design and execution of the artwork. The selection of the artist is to be done by architect and interior designer only. Main contractor is bind to follow the methodology suggested by architect and interior designer to be followed for development of commissioned art work. The overall outline area covered by art work is to be considered for the measurement instead of actual area of art work. Deductions of the internal cutouts, spaces in between of the art work shall not be made. Since there is huge variance in types of the commissioned art works, the same is to be completed in all respect inclusive of the materials and methodology is stated above and may not be. For any additional materials, process, methodology no extra payments shall be made. The quotations of the artist shall be got approved in advance including area of the proposed art works. Total payment of the artwork will be done as per basic rate and difference between actual cost per sqm and basic rate per sqm will added or deducted without any consideration of the, overhead and profit over the difference. It is the responsibility of the main contractor to provide scaffolding, power, water, facilitating the areas required for developments and storage of the art work etc. The protection and cleaning of the pre and post installation of the art work is the responsibility of the main contractor.

**1. Material:**

- All type of material shall be used as per approved make list and confirming to relevant IS codes and approved by Architect/Client.

**2. Workmanship:**

- Work complete as per above specification.
- Work complete including all types of tools, tackles, labour etc complete at any level and height.
- The whole work is to be completed as per design; sample material & any other requirement shall be as per instruction of Architect/Client.

**3. Measurements:**

- The rate shall be consolidated for all above items.
- The rate shall include the cost of all materials, labour, scaffolding etc. to complete the whole work satisfactorily as per instruction of Architect/Client.
- No extra payment will be given for any of the reasons.
- Rate to be inclusive of all material, wastage, necessary tools tackles etc for fixing at all heights and for all floors.
- The work done shall be measured in Square Meter for area of work done. The rate shall be for a unit of one Square Meter. Clear elevation area shall be measured and paid.

**Item No: 539: Signage's: Providing and fixing signage's comprising form SS plate with Vinyl film letter, HDF finish as per instruction of Architect/EIC. Contractor shall submit mock up sample.**

**1. Material:**

- Signage's shall be used as per approved make and sample by Architect/EIC.
- All type of material shall be used as per approved make list and confirming to relevant IS codes and approved by Architect/EIC.

**2. Workmanship:**

- Work complete as per above manufacturer's specification.
- Work complete including all types of tools, tackles, labour etc complete at any level and height.
- The whole work is to be completed as per design; sample material & any other requirement shall be as per instruction of Architect/EIC.

**3. Measurements:**

- The rate shall be consolidated for all above items.
- The rate shall include the cost of all materials, labour, scaffolding etc. to complete the whole work satisfactorily as per instruction of EIC/Architect.
- No extra payment will be given for any of the reasons.
- The work done shall be measured in Square meter for area of work done. The rate shall be for a unit of one Square meter.

**Item No: 540: Logo Work: Providing and fixing standard Logo using virgin acrylic or other material like Colored HDF/cement sheet /SS plate with CNC work complete as per architect selection, letters as per detailed drawings and fixed with approved adhesive with necessary fittings and provision shall be made for conceal LED light as per detail drawing.(logo size will be approx. Size - 600 mm dia)**

**1. Material:**

- Logo shall be used as per approved make and sample by Architect/EIC.
- All type of material shall be used as per approved make list and confirming to relevant IS codes and approved by Architect/EIC.

**2. Workmanship:**

- Work complete as per above manufacturer's specification.
- Work complete including all types of tools, tackles, labour etc complete at any level and height.
- The whole work is to be completed as per design; sample material & any other requirement shall be as per instruction of Architect/EIC.

**3. Measurements:**

- The rate shall be consolidated for all above items.
- The rate shall include the cost of all materials, labour, scaffolding etc. to complete the whole work satisfactorily as per instruction of EIC/Architect.
- No extra payment will be given for any of the reasons.
- The work done shall be measured in Number for area of work done. The rate shall be for a unit of one Number.

**Item No: 541: Signages: 3D letters with LED : Wall Mounted**

**Material : 3 mm thick exterior grade premium quality ACP sheet (0.25 mm foil thickness) & and 3D Embossed virgin acrylic/aluminum letters as per approved make and sample by Architect/ Client.**

**Led Light : Rishang(Korea) and SMPS as per approved make and sample by Architect/ Client.**

**The rate shall be for complete item of Designing , providing , fixing & erection , inclusive of all material, labor, wastages, necessary tools & tackles, adhesives, required hardware/accessories , any type of framing work , engraving , required civil work with finishing , LED light .**

**Work complete including all type of material, fittings , fixtures,Finish, loading , unloading , transportation, , all leads ,accessories, sample mockup, all floor , all levels, all heights , etc complete as per drawings ,specifications & instruction of Client/EIC.**

**1. Material:**

- Signage's shall be used as per approved make and sample by Architect/EIC.
  - All type of material shall be used as per approved make list and confirming to relevant IS codes and approved by Architect/EIC.
  - 3 mm thick exterior grade premium quality ACP sheet (0.25 mm foil thickness) & and 3D Embossed virgin acrylic/aluminum letters as per approved make and sample by Architect/ Client.
- 2. Workmanship:**
- Work complete as per above manufacturer's specification.
  - Work complete including all types of tools, tackles, labour etc complete at any level and height.
  - The whole work is to be completed as per design; sample material & any other requirement shall be as per instruction of Architect/EIC.
- 3. Measurements:**
- The rate shall be consolidated for all above items.
  - The rate shall include the cost of all materials, labour, scaffolding etc. to complete the whole work satisfactorily as per instruction of EIC/Architect.
  - No extra payment will be given for any of the reasons.
  - The work done shall be measured in Square meter for area of work done. The rate shall be for a unit of one Square meter.

**Item No: 542: Cabin Furniture table with side unit : 1800 X 750 X 750 mm**

**Providing and fixing table unit consist main table with pedestal unit with all necessary accessories keyboard, CPU stand ,cable manager, modesty panel etc with all required necessary accessories.**

**Top: 25 mm thick postfoamed top finish with laminate as per approved sample & make. Postform top with both side or single side round /beveled edge finish as per recommendation of architect and other side edges shall be finish by matching 2mm PVC edge Imported banding.**

**Modesty panel : Comprising from 18 mm thick exterior grade MDF finish with both side laminate and edge finish with matching with 2mm PVC edge Imported banding.**

**Verticle support: Combination of alumium extrusions(6005-T6) & aluminium dia cast component (LM-24).4.Horizontal Support: Aluminium extrusion (6005-T6) Or MS support with powder coated.**

**Wire management: Raceway :0.8 mm thick CRCA horizontal and vertical raceways with metal separator .one way or two way openable flip top box mounted on table top squeeze :A special flexible rubber component that allows easy and safe passage of wires.**

**Pedestal unit: Comprising from 18 mm th exterior grade pre lam board. All the exposed edges are sealed with 2mm thick PVC Imported edge banding on sides and bottom. The top and drawer facia are sealed with 2mm thick PVC edge. The drawer unit consists of 1 box drawer and 1 file drawer. The drawer box is fitted with telescopic channel Hettich or Haffle make for free movement. The drawer unit is provided with central locking system, where in the drawer are locked with one key.SS 304 recessed handles are provided for easy opening and closing of drawer. The drawer unit is fitted on castors (optional) for easy mobility. PVC edge banding are imported from Rehau or Dolken of Germany. The complete furniture unit is factory assembled with knock down fittings.**

**Rate shall inclusive of mock up sample, all materials, loading, unloading, transportation, placing at all floors and for all leads, all accessories as described in item description. Work complete as per the detailed drawing , mockup sample and instruction of Architect/Client.**

**Ref Image**



**1. Material:**

- All type of material for shall be used as per approved make list and confirming to relevant IS codes and approved by Architect/Client.

**2. Workmanship:**

- Work complete as per above specification.
- Work complete including all types of tools, tackles, labour etc complete at any level and height.
- The whole work is to be completed as per design; sample material & any other requirement shall be as per instruction of Architect/Client.

**3. Measurements:**

- The rate shall be consolidated for all above items.
- The rate shall include the cost of all materials, labour, scaffolding etc. to complete the whole work satisfactorily as per instruction of Architect/Client.
- No extra payment will be given for any of the reasons.
- Rate to be inclusive of all material, wastage, necessary tools tackles etc for fixing at all heights and for all floors.
- The work done shall be measured in Unit for area of work done. The rate shall be for a unit of one Unit.

**Item No: 543: Cabin head chair : Model equivalent to Lotus 01 : High Back Revolving Chair as per approved make list.**

**Chair With frame in MS, PU foam in back & Moulded PU Seat, Chrome Arms with PU cladding & Synchro Mechanism, Chrome base, & Gas Lift.**

**Work complete including all necessary fittings , mock up sample, loading, unloading, transportation, placing at all floors and for all leads, all accessories as described in item description. Work complete as per the detailed drawing and instruction of Architect/Client.**

**Ref Image**



**1. Material:**

- Cabin head chair shall be used as per approved make list and confirming to relevant IS codes and approved by Architect/Client.
- All type of material shall be used as per approved make list and confirming to relevant IS codes and approved by Architect/Client.

**2. Workmanship:**

- Work complete as per above specification.
- Work complete including all types of tools, tackles, labour etc complete at any level and height.
- The whole work is to be completed as per design; sample material & any other requirement shall be as per instruction of Architect/Client.

**3. Measurements:**

- The rate shall be consolidated for all above items.
- The rate shall include the cost of all materials, labour, scaffolding etc. to complete the whole work satisfactorily as per instruction of Architect/Client.
- No extra payment will be given for any of the reasons.
- Rate to be inclusive of all material, wastage, necessary tools tackles etc for fixing at all heights and for all floors.
- The work done shall be measured in Numbers for area of work done. The rate shall be for a unit of one Numbers.

**Item No: 544: Visitor Chair : cabin : Medium Back Revolving Chair**

**Model equivalent to Lotus 02 : Medium Back Revolving Chair as per approved make list.**

**Chair With frame in MS, PU foam in back & Moulded PU Seat, Chrome Arms with PU cladding & Synchro Mechanism, Chrome base, & Gas Lift.**

**Work complete including all necessary fittings , mock up sample, loading, unloading, transportation, placing at all floors and for all leads, all accessories as described in item description. Work complete as per the detailed drawing and instruction of Architect/Client.**

**Ref Image**



**1. Material:**

- Chair shall be used as per approved make list and confirming to relevant IS codes and approved by Architect/Client.
- All type of material shall be used as per approved make list and confirming to relevant IS codes and approved by Architect/Client.

**2. Workmanship:**

- Work complete as per above specification.
- Work complete including all types of tools, tackles, labour etc complete at any level and height.
- The whole work is to be completed as per design; sample material & any other requirement shall be as per instruction of Architect/Client.

**3. Measurements:**

- The rate shall be consolidated for all above items.
- The rate shall include the cost of all materials, labour, scaffolding etc. to complete the whole work satisfactorily as per instruction of Architect/Client.
- No extra payment will be given for any of the reasons.
- Rate to be inclusive of all material, wastage, necessary tools tackles etc for fixing at all heights and for all floors.
- The work done shall be measured in Numbers for area of work done. The rate shall be for a unit of one Numbers.

**Item No: 545: Chair Type- 1A (GMD cabin Head Chair)- Model equivalent make - HOF MAR-1003 High Back :**

**\* Chair in Moulded Ply with Head Rest. \* Double Cladding.\* High Density PU Foam in Seat & Back.**

**\* Chrome Arms & Cushion on it.\* Multi Tilt Mechanism.\* Chrome Base & Gas Lift.**

**Work complete as per the approved sample & instruction of EIC. Rate shall be inclusive of all materials, loading, unloading, transportation, placing at all floors and for all leads, polishing and all accessories as described in item description.**

**1. Material:**

- Chair shall be used as per approved make list and confirming to relevant IS codes and approved by Architect/Client.
- All type of material shall be used as per approved make list and confirming to relevant IS codes and approved by Architect/Client.

**2. Workmanship:**

- Work complete as per above specification.
- Work complete including all types of tools, tackles, labour etc complete at any level and height.
- The whole work is to be completed as per design; sample material & any other requirement shall be as per instruction of Architect/Client.

**3. Measurements:**

- The rate shall be consolidated for all above items.
- The rate shall include the cost of all materials, labour, scaffolding etc. to complete the whole work satisfactorily as per instruction of Architect/Client.
- No extra payment will be given for any of the reasons.
- Rate to be inclusive of all material, wastage, necessary tools tackles etc for fixing at all heights and for all floors.
- The work done shall be measured in Numbers for area of work done. The rate shall be for a unit of one Numbers.

**Item No: 546: Chair Type - 2A (GMD cabin Visitor Chair) -Model equivalent make - HOF MAR-1003  
Mid Back :**

- \* Chair in Moulded Ply with Head Rest. \* Double Cladding.\* High Density PU Foam in Seat & Back.**
- \* Chrome Arms & Cushion on it.\* Multi Tilt Mechanism.\* Chrome Base & Gas Lift.**

**Work complete as per the approved sample & instruction of EIC. Rate shall be inclusive of all materials, loading, unloading, transportation, placing at all floors and for all leads, polishing and all accessories as described in item description.**

**1. Material:**

- Chair shall be used as per approved make list and confirming to relevant IS codes and approved by Architect/Client.
- All type of material shall be used as per approved make list and confirming to relevant IS codes and approved by Architect/Client.

**2. Workmanship:**

- Work complete as per above specification.
- Work complete including all types of tools, tackles, labour etc complete at any level and height.
- The whole work is to be completed as per design; sample material & any other requirement shall be as per instruction of Architect/Client.

**3. Measurements:**

- The rate shall be consolidated for all above items.
- The rate shall include the cost of all materials, labour, scaffolding etc. to complete the whole work satisfactorily as per instruction of Architect/Client.
- No extra payment will be given for any of the reasons.
- Rate to be inclusive of all material, wastage, necessary tools tackles etc for fixing at all heights and for all floors.
- The work done shall be measured in Numbers for area of work done. The rate shall be for a unit of one Numbers.

**Item No: 547: Chair Type-3A (Conference Room Head chair) -Model equivalent make - Model equivalent to Lotus 01 : High Back Revolving Chair as per approved make list.**

**Chair With frame in MS, PU foam in back & Moulded PU Seat, Chrome Arms with PU cladding & Synchro Mechanism, Chrome base, & Gas Lift.**

**Work complete including all necessary fittings , mock up sample, loading, unloading, transportation, placing at all floors and for all leads, all accessories as described in item description. Work complete as per the detailed drawing and instruction of Architect/Client.**

**1. Material:**

- Chair shall be used as per approved make list and confirming to relevant IS codes and approved by Architect/Client.
- All type of material shall be used as per approved make list and confirming to relevant IS codes and approved by Architect/Client.

**2. Workmanship:**

- Work complete as per above specification.
- Work complete including all types of tools, tackles, labour etc complete at any level and height.
- The whole work is to be completed as per design; sample material & any other requirement shall be as per instruction of Architect/Client.

**3. Measurements:**

- The rate shall be consolidated for all above items.
- The rate shall include the cost of all materials, labour, scaffolding etc. to complete the whole work satisfactorily as per instruction of Architect/Client.
- No extra payment will be given for any of the reasons.
- Rate to be inclusive of all material, wastage, necessary tools tackles etc for fixing at all heights and for all floors.
- The work done shall be measured in Numbers for area of work done. The rate shall be for a unit of one Numbers.

**Item No: 548: Chair Type-4A (Conference Room other chair) -Model equivalent make - Model equivalent to Lotus 02 : Mid Back Revolving Chair as per approved make list.**

**Chair With frame in MS, PU foam in back & Moulded PU Seat, Chrome Arms with PU cladding & Synchro Mechanism, Chrome base, & Gas Lift.**

**Work complete including all necessary fittings , mock up sample, loading, unloading, transportation, placing at all floors and for all leads, all accessories as described in item description. Work complete as per the detailed drawing and instruction of Architect/Client.**

**1. Material:**

- Chair shall be used as per approved make list and confirming to relevant IS codes and approved by Architect/Client.
- All type of material shall be used as per approved make list and confirming to relevant IS codes and approved by Architect/Client.

**2. Workmanship:**

- Work complete as per above specification.
- Work complete including all types of tools, tackles, labour etc complete at any level and height.
- The whole work is to be completed as per design; sample material & any other requirement shall be as per instruction of Architect/Client.

**3. Measurements:**

- The rate shall be consolidated for all above items.
- The rate shall include the cost of all materials, labour, scaffolding etc. to complete the whole work satisfactorily as per instruction of Architect/Client.
- No extra payment will be given for any of the reasons.
- Rate to be inclusive of all material, wastage, necessary tools tackles etc for fixing at all heights and for all floors.
- The work done shall be measured in Numbers for area of work done. The rate shall be for a unit of one Numbers.

**Item No: 549: Chair Type-5A (Other cabin Head Chair) -Model equivalent make - Model equivalent to Lotus 01 : High Back Revolving Chair as per approved make list.**

**Chair With frame in MS, PU foam in back & Moulded PU Seat, Chrome Arms with PU cladding & Synchro Mechanism, Chrome base, & Gas Lift.**

**Work complete including all necessary fittings , mock up sample, loading, unloading, transportation, placing at all floors and for all leads, all accessories as described in item description. Work complete as per the detailed drawing and instruction of Architect/Client.**

**1. Material:**

- Chair shall be used as per approved make list and confirming to relevant IS codes and approved by Architect/Client.

- All type of material shall be used as per approved make list and confirming to relevant IS codes and approved by Architect/Client.
- 2. Workmanship:**
- Work complete as per above specification.
  - Work complete including all types of tools, tackles, labour etc complete at any level and height.
  - The whole work is to be completed as per design; sample material & any other requirement shall be as per instruction of Architect/Client.
- 3. Measurements:**
- The rate shall be consolidated for all above items.
  - The rate shall include the cost of all materials, labour, scaffolding etc. to complete the whole work satisfactorily as per instruction of Architect/Client.
  - No extra payment will be given for any of the reasons.
  - Rate to be inclusive of all material, wastage, necessary tools tackles etc for fixing at all heights and for all floors.
  - The work done shall be measured in Numbers for area of work done. The rate shall be for a unit of one Numbers.

**Item No: 550: Chair Type-6A ( Other visitor Chair) -Model equivalent make - Model equivalent to Lotus 02 : Mid Back Revolving Chair as per approved make list.**

**Chair With frame in MS, PU foam in back & Moulded PU Seat, Chrome Arms with PU cladding & Synchro Mechanism, Chrome base, & Gas Lift.**

**Work complete including all necessary fittings , mock up sample, loading, unloading, transportation, placing at all floors and for all leads, all accessories as described in item description. Work complete as per the detailed drawing and instruction of Architect/Client.**

- 1. Material:**
- Chair shall be used as per approved make list and confirming to relevant IS codes and approved by Architect/Client.
  - All type of material shall be used as per approved make list and confirming to relevant IS codes and approved by Architect/Client.
- 2. Workmanship:**
- Work complete as per above specification.
  - Work complete including all types of tools, tackles, labour etc complete at any level and height.
  - The whole work is to be completed as per design; sample material & any other requirement shall be as per instruction of Architect/Client.
- 3. Measurements:**
- The rate shall be consolidated for all above items.
  - The rate shall include the cost of all materials, labour, scaffolding etc. to complete the whole work satisfactorily as per instruction of Architect/Client.
  - No extra payment will be given for any of the reasons.
  - Rate to be inclusive of all material, wastage, necessary tools tackles etc for fixing at all heights and for all floors.
  - The work done shall be measured in Numbers for area of work done. The rate shall be for a unit of one Numbers.

**Item No: 551: Chair Type-6A ( Other area Chair) -Model equivalent make - Model equivalent to Vento 02 : Mid Back Revolving Chair as per approved make list.**

**Chair With frame in MS, PU foam in back & Moulded PU Seat, Chrome Arms with PU cladding & Synchro Mechanism, Chrome base, & Gas Lift.**

**Work complete including all necessary fittings , mock up sample, loading, unloading, transportation, placing at all floors and for all leads, all accessories as described in item description. Work complete as per the detailed drawing and instruction of Architect/Client.**

**1. Material:**

- Chair shall be used as per approved make list and confirming to relevant IS codes and approved by Architect/Client.
- All type of material shall be used as per approved make list and confirming to relevant IS codes and approved by Architect/Client.

**2. Workmanship:**

- Work complete as per above specification.
- Work complete including all types of tools, tackles, labour etc complete at any level and height.
- The whole work is to be completed as per design; sample material & any other requirement shall be as per instruction of Architect/Client.

**3. Measurements:**

- The rate shall be consolidated for all above items.
- The rate shall include the cost of all materials, labour, scaffolding etc. to complete the whole work satisfactorily as per instruction of Architect/Client.
- No extra payment will be given for any of the reasons.
- Rate to be inclusive of all material, wastage, necessary tools tackles etc for fixing at all heights and for all floors.
- The work done shall be measured in Numbers for area of work done. The rate shall be for a unit of one Numbers.

**Item No: 552: Chair Type-7A (Tablet Chair) -Model equivalent make - Model equivalent to Vnento 02 : Mid Back Revolving Chair as per approved make list.**

**Chair With frame in MS, PU foam in back & Moulded PU Seat, Chrome Arms with PU cladding & Synchro Mechanism, Chrome base, & Gas Lift.**

**Work complete including all necessary fittings , mock up sample, loading, unloading, transportation, placing at all floors and for all leads, all accessories as described in item description. Work complete as per the detailed drawing and instruction of Architect/Client.**

**1. Material:**

- Chair shall be used as per approved make list and confirming to relevant IS codes and approved by Architect/Client.
- All type of material shall be used as per approved make list and confirming to relevant IS codes and approved by Architect/Client.

**2. Workmanship:**

- Work complete as per above specification.
- Work complete including all types of tools, tackles, labour etc complete at any level and height.
- The whole work is to be completed as per design; sample material & any other requirement shall be as per instruction of Architect/Client.

**3. Measurements:**

- The rate shall be consolidated for all above items.
- The rate shall include the cost of all materials, labour, scaffolding etc. to complete the whole work satisfactorily as per instruction of Architect/Client.

- No extra payment will be given for any of the reasons.
- Rate to be inclusive of all material, wastage, necessary tools tackles etc for fixing at all heights and for all floors.
- The work done shall be measured in Numbers for area of work done. The rate shall be for a unit of one Numbers.

**Item No: 553: Magazine rack :**

**Providing & Fixing of MAGAZINE RACK as per detail drawings.**

**Make : Metal Finish .Structure : Metal**

**Work complete including all necessary fittings , mock up sample, loading, unloading, transportation, placing at all floors and for all leads, all accessories as described in item description. Work complete as per the detailed drawing and instruction of Architect/Client.**

**Ref Image**



**1. Material:**

- All Material shall be used as per approved make list and confirming to relevant IS codes and approved by Architect/Client.
- All type of material shall be used as per approved make list and confirming to relevant IS codes and approved by Architect/Client.

**2. Workmanship:**

- Work complete as per above specification.
- Work complete including all types of tools, tackles, labour etc complete at any level and height.
- The whole work is to be completed as per design; sample material & any other requirement shall be as per instruction of Architect/Client.

**3. Measurements:**

- The rate shall be consolidated for all above items.
- The rate shall include the cost of all materials, labour, scaffolding etc. to complete the whole work satisfactorily as per instruction of Architect/Client.
- No extra payment will be given for any of the reasons.
- Rate to be inclusive of all material, wastage, necessary tools tackles etc for fixing at all heights and for all floors.
- The work done shall be measured in Numbers for area of work done. The rate shall be for a unit of one Numbers.

**Item No: 554: Dressing Mirror : 900 x 2100**

**Providing & Fixing of DRESSING MIRROR as per detail drawings.**

**Make : MR Grade Plywood**

**Structure : Plywood + Mirror**

Work complete including all necessary fittings , mock up sample, loading, unloading, transportation, placing at all floors and for all leads, all accessories as described in item description. Work complete as per the detailed drawing and instruction of Architect/Client.

Ref Image



**1. Material:**

- All Material shall be used as per approved make list and confirming to relevant IS codes and approved by Architect/Client.
- All type of material shall be used as per approved make list and confirming to relevant IS codes and approved by Architect/Client.

**2. Workmanship:**

- Work complete as per above specification.
- Work complete including all types of tools, tackles, labour etc complete at any level and height.
- The whole work is to be completed as per design; sample material & any other requirement shall be as per instruction of Architect/Client.

**3. Measurements:**

- The rate shall be consolidated for all above items.
- The rate shall include the cost of all materials, labour, scaffolding etc. to complete the whole work satisfactorily as per instruction of Architect/Client.
- No extra payment will be given for any of the reasons.
- Rate to be inclusive of all material, wastage, necessary tools tackles etc for fixing at all heights and for all floors.
- The work done shall be measured in Numbers for area of work done. The rate shall be for a unit of one Numbers.

**Item No: 555: Puffy :**

**Providing & Fixing of Puffy as per approved sample by Architect.**

**Make : Solidwood , Structure : Solidwood , Finish : Fabric Finish**

**(Basic Rate of Fabric is Rs 800 Per Meter) Leg : Wooden Leg**

**Finish : Approved Shade Polish on Wooden Leg**

Work complete including all necessary fittings , mock up sample, loading, unloading, transportation, placing at all floors and for all leads, all accessories as described in item description. Work complete as per the detailed drawing and instruction of Architect/Client.

**Ref Image**



**1. Material:**

- All Material shall be used as per approved make list and confirming to relevant IS codes and approved by Architect/Client.
- All type of material shall be used as per approved make list and confirming to relevant IS codes and approved by Architect/Client.

**2. Workmanship:**

- Work complete as per above specification.
- Work complete including all types of tools, tackles, labour etc complete at any level and height.
- The whole work is to be completed as per design; sample material & any other requirement shall be as per instruction of Architect/Client.

**3. Measurements:**

- The rate shall be consolidated for all above items.
- The rate shall include the cost of all materials, labour, scaffolding etc. to complete the whole work satisfactorily as per instruction of Architect/Client.
- No extra payment will be given for any of the reasons.
- Rate to be inclusive of all material, wastage, necessary tools tackles etc for fixing at all heights and for all floors.
- The work done shall be measured in Numbers for area of work done. The rate shall be for a unit of one Numbers.

**Item No: 556: Metal wall cloak (350mm dia) :**

**Providing, and fixing Metal wall clock as per sample approved by architect .**

**Work complete including all necessary fittings , mock up sample, loading, unloading, transportation, placing at all floors and for all leads, all accessories as described in item description. Work complete as per the detailed drawing and instruction of Architect/Client.**

**1. Material:**

- All Material shall be used as per approved make list and confirming to relevant IS codes and approved by Architect/Client.
- All type of material shall be used as per approved make list and confirming to relevant IS codes and approved by Architect/Client.

**2. Workmanship:**

- Work complete as per above specification.
- Work complete including all types of tools, tackles, labour etc complete at any level and height.
- The whole work is to be completed as per design; sample material & any other requirement shall be as per instruction of Architect/Client.

**3. Measurements:**

- The rate shall be consolidated for all above items.

- The rate shall include the cost of all materials, labour, scaffolding etc. to complete the whole work satisfactorily as per instruction of Architect/Client.
- No extra payment will be given for any of the reasons.
- Rate to be inclusive of all material, wastage, necessary tools tackles etc for fixing at all heights and for all floors.
- The work done shall be measured in Numbers for area of work done. The rate shall be for a unit of one Numbers.

**Item No: 557: Custmised wall painting**

**Canvas painting with frame work :Providing making painting/polishing and Fixing in position of wooden frames having profile as per drawing and sizes as specified for paintings with card board mounting /canvas frames including backing of required thickness of hardboard / ply board(IS 303 BWR) backing. Frame shall be hanged on the wall using key hole chaplas fixed at the back part of the frame at all heights, all floors and all levels. The rates shall be inclusive of all material, labour, wastage, antitermite treatment, polishing all tools tackles etc complete. Sample of the frame shall be got approved by Architect prior to manufacturing on large scale. D) Wooden Frames for Canvas Work as per drawings: Frame Size - 75mm x20mm Wood Work - Burma Teak Wood Frame shall be finished with PU polish work. The art work shall be hanged on the wall using heavy duty approved key-hole chaplas**

**1. Material:**

- All Material shall be used as per approved make list and confirming to relevant IS codes and approved by Architect/Client.
- All type of material shall be used as per approved make list and confirming to relevant IS codes and approved by Architect/Client.

**2. Workmanship:**

- Work complete as per above specification.
- Work complete including all types of tools, tackles, labour etc complete at any level and height.
- The whole work is to be completed as per design; sample material & any other requirement shall be as per instruction of Architect/Client.

**3. Measurements:**

- The rate shall be consolidated for all above items.
- The rate shall include the cost of all materials, labour, scaffolding etc. to complete the whole work satisfactorily as per instruction of Architect/Client.
- No extra payment will be given for any of the reasons.
- Rate to be inclusive of all material, wastage, necessary tools tackles etc for fixing at all heights and for all floors.
- The work done shall be measured in Numbers for area of work done. The rate shall be for a unit of one Sqmt.

**Item No: 558: Painting :**

**Providing Wall painting as per Architects selection .**

**Basic rate of painting is 3000/- Nos**

**Work complete including all necessary fittings , mock up sample, loading, unloading, transportation, placing at all floors and for all leads, all accessories as described in item description. Work complete as per the detailed drawing and instruction of Architect/Client.**

**1. Material:**

- All Material shall be used as per approved make list and confirming to relevant IS codes and approved by Architect/Client.
  - All type of material shall be used as per approved make list and confirming to relevant IS codes and approved by Architect/Client.
- 2. Workmanship:**
- Work complete as per above specification.
  - Work complete including all types of tools, tackles, labour etc complete at any level and height.
  - The whole work is to be completed as per design; sample material & any other requirement shall be as per instruction of Architect/Client.
- 3. Measurements:**
- The rate shall be consolidated for all above items.
  - The rate shall include the cost of all materials, labour, scaffolding etc. to complete the whole work satisfactorily as per instruction of Architect/Client.
  - No extra payment will be given for any of the reasons.
  - Rate to be inclusive of all material, wastage, necessary tools tackles etc for fixing at all heights and for all floors.
  - The work done shall be measured in Numbers for area of work done. The rate shall be for a unit of one Numbers.

**Item No: 559: Artifacts :**

**Providing and supplying Artifacts as per selection . Glass/Metal/Fiber/Ceramic**

**Basic rate of Artifacts is - 2500 Nos**

**Work complete including all necessary fittings , mock up sample, loading, unloading, transportation, placing at all floors and for all leads, all accessories as described in item description. Work complete as per the detailed drawing and instruction of Architect/Client.**

- 1. Material:**
- All Material shall be used as per approved make list and confirming to relevant IS codes and approved by Architect/Client.
  - All type of material shall be used as per approved make list and confirming to relevant IS codes and approved by Architect/Client.
- 2. Workmanship:**
- Work complete as per above specification.
  - Work complete including all types of tools, tackles, labour etc complete at any level and height.
  - The whole work is to be completed as per design; sample material & any other requirement shall be as per instruction of Architect/Client.
- 3. Measurements:**
- The rate shall be consolidated for all above items.
  - The rate shall include the cost of all materials, labour, scaffolding etc. to complete the whole work satisfactorily as per instruction of Architect/Client.
  - No extra payment will be given for any of the reasons.
  - Rate to be inclusive of all material, wastage, necessary tools tackles etc for fixing at all heights and for all floors.
  - The work done shall be measured in Numbers for area of work done. The rate shall be for a unit of one Numbers.

**Item No: 560: Door mat : 400 mm X600 mm**

**Providing and supplying Antiskid Door mat (BATHMAT - OBSESSION (DIANA)) as per selection .**

**Work complete including all necessary fittings , mock up sample, loading, unloading, transportation, placing at all floors and for all leads, all accessories as described in item description. Work complete as per the detailed drawing and instruction of Architect/Client.**

**1. Material:**

- All Material shall be used as per approved make list and confirming to relevant IS codes and approved by Architect/Client.
- All type of material shall be used as per approved make list and confirming to relevant IS codes and approved by Architect/Client.

**2. Workmanship:**

- Work complete as per above specification.
- Work complete including all types of tools, tackles, labour etc complete at any level and height.
- The whole work is to be completed as per design; sample material & any other requirement shall be as per instruction of Architect/Client.

**3. Measurements:**

- The rate shall be consolidated for all above items.
- The rate shall include the cost of all materials, labour, scaffolding etc. to complete the whole work satisfactorily as per instruction of Architect/Client.
- No extra payment will be given for any of the reasons.
- Rate to be inclusive of all material, wastage, necessary tools tackles etc for fixing at all heights and for all floors.
- The work done shall be measured in Numbers for area of work done. The rate shall be for a unit of one Numbers.

**Item No: 561: Door mat : 450 mm X750 mm**

**Providing and supplying DOORMAT- SUPERLIVING (MATH WITH RUBBER BACKIN) POLYSTER/JUTE as per selection . Work complete including all necessary fittings , mock up sample, loading, unloading, transportation, placing at all floors and for all leads, all accessories as described in item description. Work complete as per the detailed drawing and instruction of Architect/Client.**

**1. Material:**

- All Material shall be used as per approved make list and confirming to relevant IS codes and approved by Architect/Client.
- All type of material shall be used as per approved make list and confirming to relevant IS codes and approved by Architect/Client.

**2. Workmanship:**

- Work complete as per above specification.
- Work complete including all types of tools, tackles, labour etc complete at any level and height.
- The whole work is to be completed as per design; sample material & any other requirement shall be as per instruction of Architect/Client.

**3. Measurements:**

- The rate shall be consolidated for all above items.
- The rate shall include the cost of all materials, labour, scaffolding etc. to complete the whole work satisfactorily as per instruction of Architect/Client.
- No extra payment will be given for any of the reasons.
- Rate to be inclusive of all material, wastage, necessary tools tackles etc for fixing at all heights and for all floors.

- The work done shall be measured in Numbers for area of work done. The rate shall be for a unit of one Numbers.

**Item No: 562: Dustbin: Providing and placing in position SS brush finish (5 LTS PEDAL BIN/ STEP BIN -) of Karma Square Pedal bin 10x15 Stainless Steel Dustbin or Equivalent as per images and as selected by the Architect.**

Ref Image



**1. Material:**

- SS solid pedal bin shall be used as per approved sample by Architect/Client.
- All type of material shall be used as per approved make list and confirming to relevant IS codes and approved by Architect/Client.

**2. Workmanship:**

- Work complete as per above specification.
- Work complete including all types of tools, tackles, labour etc complete at any level and height.
- The whole work is to be completed as per design; sample material & any other requirement shall be as per instruction of Architect/Client.

**3. Measurements:**

- The rate shall be consolidated for all above items.
- The rate shall include the cost of all materials, labour, scaffolding etc. to complete the whole work satisfactorily as per instruction of Architect/Client.
- No extra payment will be given for any of the reasons.
- Rate to be inclusive of all material, wastage, necessary tools tackles etc for fixing at all heights and for all floors.
- The work done shall be measured in Number for area of work done. The rate shall be for a unit of one Number.

**Item No: 563: Dustbin: Providing and placing in position SS brush finish (12 LTS PEDAL BIN/ STEP BIN -) of Karma Square Pedal bin 10x15 Stainless Steel Dustbin or Equivalent as per images and as selected by the Architect.**

Ref Image



**1. Material:**

- SS solid pedal bin shall be used as per approved sample by Architect/Client.
- All type of material shall be used as per approved make list and confirming to relevant IS codes and approved by Architect/Client.

**2. Workmanship:**

- Work complete as per above specification.

- Work complete including all types of tools, tackles, labour etc complete at any level and height.
- The whole work is to be completed as per design; sample material & any other requirement shall be as per instruction of Architect/Client.

**3. Measurements:**

- The rate shall be consolidated for all above items.
- The rate shall include the cost of all materials, labour, scaffolding etc. to complete the whole work satisfactorily as per instruction of Architect/Client.
- No extra payment will be given for any of the reasons.
- Rate to be inclusive of all material, wastage, necessary tools tackles etc for fixing at all heights and for all floors.
- The work done shall be measured in Number for area of work done. The rate shall be for a unit of one Number.

**Item No: 564: Full Height Storage with Laminate Finish : 450 mm Depth**

**Storage Comprising from IS 303 BWR 19 mm thick and 12 mm ply, finish with 1 mm thick Laminate finish as per approved make and shade by Architect.**

**Solid Shutter: 25 mm thick comprising from IS 303 BWR ply & finish with 1 mm thick Laminate .**

**Shelf: 19 mm thk IS 303 BWR ply finish with both side approved laminate. Inner area shall be finished with linear laminate.**

**Ledge/Niche comprising from HDF / Lacquered glass finish w, required lighting arrangement.**

**The work shall be done as per the detailed drawing , specifications, sample approved and as directed by the Architect/Client. The rate shall be for complete item inclusive of all material, labour, wastages, necessary tools & tackles, adhesives , grooves , consumable hardware & required SS 304 grade hardware/accessories , Profile handle, Wooden frame, monocoat polish, pvc edge banding of approved make for all floors, all heights, all levels and all places within campus. Contractor shall do all the needful and shall fulfill Architect's design intent. No additional claims will be entertained for this. Equivalent to VNR series laminate.**

**1. Material:**

- IS 303 BWR ply shall be used for Full height storage as per approved make and sample by Architect/Client.
- Laminate shall be used as per approved make and sample by Architect/Client.
- Hardware's shall be used as per approved make list and confirming to relevant IS codes and approved by Architect/Client.
- All type of material shall be used as per approved make list and confirming to relevant IS codes and approved by Architect/Client.

**2. Workmanship:**

- Work complete as per above specification.
- Work complete including all types of tools, tackles, labour etc complete at any level and height.
- The whole work is to be completed as per design; sample material & any other requirement shall be as per instruction of Architect/Client.

**3. Measurements:**

- The rate shall be consolidated for all above items.
- The rate shall include the cost of all materials, labour, scaffolding etc. to complete the whole work satisfactorily as per instruction of Architect/Client.
- No extra payment will be given for any of the reasons.

- Rate to be inclusive of all material, wastage, necessary tools tackles etc for fixing at all heights and for all floors.
- The work done shall be measured in Square meter for area of work done. The rate shall be for a unit of one Square Meter. Clear elevation area shall be measured and paid.

**Item No: 565: 4'ft height storage: 450 mm Depth**

**Storage unit top made up of 25 mm thk MDF Exterior grade The top has a post formation round edge finish with both side laminate .Storage body is made of 18mm thick MDF top with exterior grade finish with both side 1 mm thick laminate . Shutter finish with both side 1 mm thick laminate. The back of the unit is made from 9mm prelaminated board. All the exposed edges are with 2mm PVC edge Imported banding & sealed edges are with 0.8mm thick PVC Imported edge banding. Having premium lock with wave key technology and side and hinged shutters are sealed with 2mm thick PVC edge banding.SS 304 recessed handles are provided for easy opening and closing of shutter. The units are assembled by knock down fittings such as Minifix & Dowels. All the hardware and Hinges are from Enox/Ebco. PVC edge banding are imported from Rehau or Dolken of Germany .Rate shall inclusive of mock up sample, all materials, loading, unloading, transportation, mono coat polish, placing at all floors and for all leads, all accessories as described in item description. As approval of EIC. All the work complete as per the detailed drawing, mockup sample and instruction of Architect/EIC. Work complete as per the instruction of EIC. Equivalent to VNR series laminate.**

**1. Material:**

- All type of material shall be used as per approved make list and confirming to relevant IS codes and approved by Architect/Client.

**2. Workmanship:**

- Work complete as per above specification.
- Work complete including all types of tools, tackles, labour etc complete at any level and height.
- The whole work is to be completed as per design; sample material & any other requirement shall be as per instruction of Architect/Client.

**3. Measurements:**

- The rate shall be consolidated for all above items.
- The rate shall include the cost of all materials, labour, scaffolding etc. to complete the whole work satisfactorily as per instruction of Architect/Client.
- No extra payment will be given for any of the reasons.
- Rate to be inclusive of all material, wastage, necessary tools tackles etc for fixing at all heights and for all floors.
- The work done shall be measured in Square Meter for area of work done.

**Item No: 566: Below counter Storage with VNR laminate finish: " -----Do----- as per above specification for complete work . Using 1 mm thick VNR laminate instead of Veneer . Basic Rate of VNR laminate is 50/ Sq.ft**

**1. Material:**

- All type of material shall be used as per approved make list and confirming to relevant IS codes and approved by Architect/Client.

**2. Workmanship:**

- Work complete as per above specification.
- Work complete including all types of tools, tackles, labour etc complete at any level and height.

- The whole work is to be completed as per design; sample material & any other requirement shall be as per instruction of Architect/Client.

**3. Measurements:**

- The rate shall be consolidated for all above items.
- The rate shall include the cost of all materials, labour, scaffolding etc. to complete the whole work satisfactorily as per instruction of Architect/Client.
- No extra payment will be given for any of the reasons.
- Rate to be inclusive of all material, wastage, necessary tools tackles etc for fixing at all heights and for all floors.
- The work done shall be measured in Square Meter for area of work done.

**Item No: 567: Trophy display Unit:**

**Storage Comprising from IS 303 BWR 19 mm thick and 12 mm ply, finish with 1 mm thick Laminate finish as per approved make and shade by Architect.**

**Glass shutter : 10 mm thick toughened glass shutter with necessary aluminium profile/hardware and fittings , accessories etc complete.Shelf: 19 mm thk IS 303 BWR ply finish with both side approved laminate. Inner area shall be finished with linear laminate.Ledge/Niche comprising from IS 303 BWR ply finish with 1 mm thick Laminate , required lighting arrangement.**

**The work shall be done as per the detailed drawing , specifications, sample approved and as directed by the Architect/Client. The rate shall be for complete item inclusive of all material, labour, wastages, necessary tools & tackles, adhesives , grooves , consumable hardware & required SS 304 grade hardware/accessories , Profile handle , Wooden frame , pvc edge banding , of approved make for all floors, all heights, all levels and all places within campus. Contractor shall do all the needful and shall fulfill Architect's design intent. No additional claims will be entertained for this. Equivalent to VNR series laminate.**

**1. Material:**

- All type of material shall be used as per approved make list and confirming to relevant IS codes and approved by Architect/Client.

**2. Workmanship:**

- Work complete as per above specification.
- Work complete including all types of tools, tackles, labour etc complete at any level and height.
- The whole work is to be completed as per design; sample material & any other requirement shall be as per instruction of Architect/Client.

**3. Measurements:**

- The rate shall be consolidated for all above items.
- The rate shall include the cost of all materials, labour, scaffolding etc. to complete the whole work satisfactorily as per instruction of Architect/Client.
- No extra payment will be given for any of the reasons.
- Rate to be inclusive of all material, wastage, necessary tools tackles etc for fixing at all heights and for all floors.
- The work done shall be measured in Square Meter for area of work done.

**Item No : 568 : Carpet Flooring Work: Providing & laying carpet flooring as per approved make & Sample by Architect. Carpet fixed with SR 505 Pidilite or equivalent tile adhesive and underlay foam material. carpet should be laid as closure to each other.Contractors will take care for level matching with other area flooring. Scope includes labour, under lay material, disposal of debris, necessary cutting of tiles without damaging the edges, including to provide & fixing of SS 304 finish end profile , skirting ,edge profile etc to protect and cleaning, etc. complete. All works are**

carried as per detail drawing / instruction of architect / EIC. Before laying carpet contractor shall prepare even surface as per required. equivalent Welspun Relay Welspun : Carpet tiles Lime|AC:CT000702 : Iron| AC:CT000705

**1. Materials:**

- Carpet shall be used as per selection and sample approved by Architect/ EIC.
- Adhesive and underlay foam shall be used as per approved by Architect/ EIC.
- All type of material shall be used for flooring work as per approved make list and confirming to relevant IS codes and approved by Architect/ EIC.

**2. Workmanship:**

- Carpet shall be fixed with SR 505 Pidilite or equivalent tiles adhesive and underlay foam material as per suggestion of EIC/Architect.
- Carpet should be laid as closure to each other.
- Bidder will take care for level matching with other area flooring.
- Scope includes labour, under lay material, disposal of debris, necessary cutting of tiles without damaging the edges, and at require area provide 304 ss finish end profile to protect and cleaning, etc. complete.
- Before laying carpet Bidder shall prepare even surface up to 20 mm.
- The whole work is to be completed as per design; sample material & any other requirement shall be as per instruction of EIC/Architect.

**3. Measurements:**

- The rate shall be consolidated for all above items.
- The rate shall include the cost of all materials, finishing, labour, scaffolding, etc. to complete the whole work satisfactorily as per instruction of EIC/Architect.
- No extra payment will be given for any of the reasons.
- The rate shall be for a unit of one Square meter

**Item No 569: Compactor storage : Double face mobile unit**

**Providing and fixing of Compactor unit Kompres or equivalent make as per approved sample.**

**Size : @3290 mm x 630 mm x 2535 mm Ht**

**Shelves & Compartments as per drawing**

**Capacity 60Kgs. UDL /Compartment.**

**Each Mobile Unit will have Mechanical arrangement**

**Each Component of the System will be treated with rust preventve treatment and will be powder coated as per approved sample.**

**Rate shall inclusive of mock up sample, all materials, loading, unloading, transportation, placing at all floors and for all leads, all accessories as described in item description. Work complete as per the detailed drawing , mockup sample and instruction of Architect/Client.**

**1. Material:**

- Compactor Double face unit shall be used as per approved make list and confirming to relevant IS codes and approved by Architect/Client.
- All type of material shall be used as per approved make list and confirming to relevant IS codes and approved by Architect/Client.

**2. Workmanship:**

- Work complete as per above specification.
- Work complete including all types of tools, tackles, labour etc complete at any level and height.
- The whole work is to be completed as per design; sample material & any other requirement shall be as per instruction of Architect/Client.

**3. Measurements:**

- The rate shall be consolidated for all above items.

- The rate shall include the cost of all materials, labour, scaffolding etc. to complete the whole work satisfactorily as per instruction of Architect/Client.
- No extra payment will be given for any of the reasons.
- Rate to be inclusive of all material, wastage, necessary tools tackles etc for fixing at all heights and for all floors.
- The work done shall be measured in Numbers for area of work done. The rate shall be for a unit of one Numbers.

**Item No 570: Compactor storage : Single face unit**

**Providing and fixing of Compactor unit Kompres or equivalent make as per approved sample.**

**Size : 3290 mm x 340 mm x 2535 mm Ht**

**Shelves & Compartments as per drawing**

**Capacity 60Kgs. UDL /Compartment.**

**Each Mobile Unit will have Mechanical arrangement**

**Each Component of the System will be treated with rust preventive treatment and will be powder coated as per approved sample.**

**Rate shall inclusive of mock up sample, all materials, loading, unloading, transportation, placing at all floors and for all leads, all accessories as described in item description. Work complete as per the detailed drawing , mockup sample and instruction of Architect/Client.**

**1. Material:**

- Compactor single face unit shall be used as per approved make list and confirming to relevant IS codes and approved by Architect/Client.
- All type of material shall be used as per approved make list and confirming to relevant IS codes and approved by Architect/Client.

**2. Workmanship:**

- Work complete as per above specification.
- Work complete including all types of tools, tackles, labour etc complete at any level and height.
- The whole work is to be completed as per design; sample material & any other requirement shall be as per instruction of Architect/Client.

**3. Measurements:**

- The rate shall be consolidated for all above items.
- The rate shall include the cost of all materials, labour, scaffolding etc. to complete the whole work satisfactorily as per instruction of Architect/Client.
- No extra payment will be given for any of the reasons.
- Rate to be inclusive of all material, wastage, necessary tools tackles etc for fixing at all heights and for all floors.
- The work done shall be measured in Numbers for area of work done. The rate shall be for a unit of one Numbers.

**Item No 571: Compactor storage : Single face mobile unit**

**Providing and fixing of Compactor unit Kompres or equivalent make as per approved sample.**

**Size : 3290 mm x 340 mm x 2535 mm Ht**

**Shelves & Compartments as per drawing**

**Capacity 60Kgs. UDL /Compartment.**

**Each Mobile Unit will have Mechanical arrangement**

**Each Component of the System will be treated with rust preventive treatment and will be powder coated as per approved sample.**

**Rate shall inclusive of mock up sample, all materials, loading, unloading, transportation, placing at all floors and for all leads, all accessories as described in item description. Work complete as per the detailed drawing , mockup sample and instruction of Architect/Client.**

**1. Material:**

- Compactor single face mobile unit shall be used as per approved make list and confirming to relevant IS codes and approved by Architect/Client.
- All type of material shall be used as per approved make list and confirming to relevant IS codes and approved by Architect/Client.

**2. Workmanship:**

- Work complete as per above specification.
- Work complete including all types of tools, tackles, labour etc complete at any level and height.
- The whole work is to be completed as per design; sample material & any other requirement shall be as per instruction of Architect/Client.

**3. Measurements:**

- The rate shall be consolidated for all above items.
- The rate shall include the cost of all materials, labour, scaffolding etc. to complete the whole work satisfactorily as per instruction of Architect/Client.
- No extra payment will be given for any of the reasons.
- Rate to be inclusive of all material, wastage, necessary tools tackles etc for fixing at all heights and for all floors.
- The work done shall be measured in Numbers for area of work done. The rate shall be for a unit of one Numbers.

**Item No 572: Compactor : Floor rail**

**Providing and fixing of Floor rail equivalent make as per approved sample.**

**Optimiser Drive type-Sew Track (Code: TR) (Floor Rail)**

**Rate shall inclusive of mock up sample, all materials, loading, unloading, transportation, placing at all floors and for all leads, all accessories as described in item description. Work complete as per the detailed drawing , mockup sample and instruction of Architect/Client.**

**1. Material:**

- All type of material shall be used as per approved make list and confirming to relevant IS codes and approved by Architect/Client.

**2. Workmanship:**

- Work complete as per above specification.
- Work complete including all types of tools, tackles, labour etc complete at any level and height.
- The whole work is to be completed as per design; sample material & any other requirement shall be as per instruction of Architect/Client.

**3. Measurements:**

- The rate shall be consolidated for all above items.
- The rate shall include the cost of all materials, labour, scaffolding etc. to complete the whole work satisfactorily as per instruction of Architect/Client.
- No extra payment will be given for any of the reasons.
- Rate to be inclusive of all material, wastage, necessary tools tackles etc for fixing at all heights and for all floors.
- The work done shall be measured in Running Meter for area of work done. The rate shall be for a unit of one Running Meter.

**Item No: 573: Manual Roller blinds : ROLLER EOS 5-11 : WHITE-PEARL 5%**

**Fabric specification : Sunscreen mario fabric made up of 25% Polyester and 75% Polyester PVC coated 110tex Tilter Basket weave of thickness 0.65mm  $\pm$ 5% (ISO 2286-3) and wieghing 465gsm $\pm$ 5%(ISO 2286-2)with openness factor of 3% .The tear resistance (Warp 135N $\pm$ 10% & ,Weft**

105N±10%) As per ISO 4674, and Fire, Smoke classification FR (US) - NFPA 701 TM#1 &BS (GB) - 5867 Part2 TypeB & B1(CN)-GB50222. Bacterial & Fungal Resistance ASTM G21-09, ASTM E 2180-07 Reduce more than 99.9% of bacteria. Greenguard GOLD, EN71 Part 3:1994. Color fastness Grade 8 ISO105 B02:2014 >\_4.0 AATCC TM 16.3-2014; Option 3; Xenon Arc lamp. SHGC (Fabric & Glass) 0.23 Fabric - White/Sand

**System specification: The Roller blind system consists of 38mm OD extruded out of Aluminium alloy 6063 T6 with silver anodized to provide an everlasting finish and luster, the rotary unit shall be 36mm in OD incorporating a clutch mechanism composed of low – flexing braided polyester cord with nylon core, Control Ball chain shall be composed of braided nylon cord (2mm dia) with high engineering grade plastic beads of 4.5mm diameter mounted co-axially on the cord with a pitch of 6.2mm (C-T-C) Bottom rail should be powder coated Aluminium flat bottom rail of 290 gm to finish it from the ends it should have rail end caps. The clutch will be at the tube. The return end cap bracket shall incorporate snap spring design to facilitate easy installation and removal for maintenance activities. The bracket shall be finished with a white color on each side providing an aesthetic finish. It should handle up to 5 Kgs of material. The clutch should mount flush to the face of the bracket which minimize the light gap between the shade and the window frame.**

**The rate shall be for complete item inclusive of providing & fixing, all material, labour, wastages, necessary tools & tackles, hardware/accessories etc for all floors, all heights, all levels and all places within campus. Work completed as per approved sample by Architect/Client.**

**1. Material:**

- Roller Blinds shall be used as per approved make and sample by Architect/Client.
- All type of material shall be used as per approved make list and confirming to relevant IS codes and approved by Architect/Client.

**2. Workmanship:**

- Fixing of Roller Blinds as per approved sample by Architect/Client.
- All the work complete as per the detailed drawing and instruction of Architect/Client.
- Work complete including all type of tools, tackles, scaffolding etc complete at any level and height
- The whole work is to be completed as per design; sample material & any other requirement shall be as per instruction of Architect/Client.

**3. Measurements:**

- The rate shall be consolidated for all above items.
- The rate shall include the cost of all materials, labour, scaffolding etc. to complete the whole work satisfactorily as per instruction of Architect/Client.
- No extra payment will be given for any of the reasons.
- Rate to be inclusive of all material, wastage, necessary tools tackles etc for fixing at all heights and for all floors.
- The size of the blind will be measured from end to end bracket (Left to Right bracket) height will be measured from top of the pelmet to sill bottom LVL and clear opening size only there will be not extra payment towered overlapping.
- Area shall be measured in Square Meter.

**Item No: 574: Manual Roller blinds : ROLLER EOS 5-11 : WHITE-PEARL : Black out**

**" -----Do-----" as per above item specification for complete work. Using Manual roller blinds ROLLER EOS 5-11 : WHITE-PEARL Black out instead of ROLLER EOS 5-11 : WHITE-PEARL 5%**

**1. Material:**

- Roller Blinds shall be used as per approved make and sample by Architect/Client.

- All type of material shall be used as per approved make list and confirming to relevant IS codes and approved by Architect/Client.

**2. Workmanship:**

- Fixing of Roller Blinds as per approved sample by Architect/Client.
- All the work complete as per the detailed drawing and instruction of Architect/Client.
- Work complete including all type of tools, tackles, scaffolding etc complete at any level and height
- The whole work is to be completed as per design; sample material & any other requirement shall be as per instruction of Architect/Client.

**1. Measurements:**

- The rate shall be consolidated for all above items.
- The rate shall include the cost of all materials, labour, scaffolding etc. to complete the whole work satisfactorily as per instruction of Architect/Client.
- No extra payment will be given for any of the reasons.
- Rate to be inclusive of all material, wastage, necessary tools tackles etc for fixing at all heights and for all floors.
- The size of the blind will be measured from end to end bracket (Left to Right bracket) height will be measured from top of the pelmet to sill bottom LVL and clear opening size only there will be not extra payment towered overlapping.
- Area shall be measured in Square Meter.

**Item No: 575: Sliding glass door : Domal section 35 x 75 mm series**

**Supply & Fixing Sliding glass door Comprising from Domal section series 35 x 75 with powder coated as per approved make & sample by Architect/EIC.**

**Shutter section : 35 x 75 x 1.5 mm , Glass: 5 mm thick Toughened glass .**

**Work including Trolley Wheel (Bearing), EPDM Gasket, Woolen In Shutter, Concealed Lock, Anti Rattling Guide, Lock Guide, handle Antilifting, Shutter Corner Clit, Shutter wing Connector, Interlock EPDM Gasket, Interlock Guide, Anti Capillary Pad, Bush Bottom silicon all side & All Necessary Hardware etc. complete as per detailed drawings, mock sample and specifications.**

**1. Materials:**

- Sliding glass door shall be used as per sample approved by Architect/Client.
- Domal section : 35x75 mm series
- Frame section: 35x75x1.5 mm
- Glass : 5 mm thick toughened glass
- Alluminium section with powder coating shall be used of as per approved by Architect/Client.
- Glass shall be used as per approved sample by Architect/Client.
- All type of material shall be used for window as per approved make list and confirming to relevant IS codes and approved by Architect/Client.

**2. Workmanship:**

- The whole work is to be completed as per design; sample material & any other requirement shall be as per instruction of Architect/Client.

**3. Measurements:**

- The rate shall be consolidated for all above items.
- The rate shall include the cost of all materials, finishing, labour, etc. to complete the whole work satisfactorily as per instruction of Architect/Client.

- No extra payment will be given for any of the reasons.
- Rate to be inclusive of all material, wastage, necessary tools tackles etc for fixing at all heights and for all floors. Clear opening area shall be measured & paid in Square meter.

**Item No: 576: Sliding glass door with mosquito shutter : Domal section 27 x 65 mm series**

**Supply & Fixing Sliding glass door Comprising from Domal section series 27 x 65 with powder coated as per approved make & sample by Architect/EIC.**

**Shutter section : 27 x 65 x 1.5 mm , Glass: 5 mm thick Toughened glass .**

**Work including Trolley Wheel (Bearing), EPDM Gasket, Woolen In Shutter, Concealed Lock, Anti Rattling Guide, Lock Guide, handle Antilifting, Shutter Corner Clit, Shutter wing Connector, Interlock EPDM Gasket, Interlock Guide, Anti Capillary Pad, Bush Bottom silicon all side & All Necessary Hardware etc. complete as per detailed drawings, mock sample and specifications.**

**1. Materials:**

- Sliding glass door shall be used as per sample approved by Architect/Client.
- Domal section : 35x75 mm series
- Frame section: 35x75x1.5 mm
- Glass : 5 mm thick toughened glass
- Alluminium section with powder coating shall be used of as per approved by Architect/Client.
- Glass shall be used as per approved sample by Architect/Client.
- All type of material shall be used for window as per approved make list and confirming to relevant IS codes and approved by Architect/Client.

**2. Workmanship:**

- The whole work is to be completed as per design; sample material & any other requirement shall be as per instruction of Architect/Client.

**3. Measurements:**

- The rate shall be consolidated for all above items.
- The rate shall include the cost of all materials, finishing, labour, etc. to complete the whole work satisfactorily as per instruction of Architect/Client.
- No extra payment will be given for any of the reasons.
- Rate to be inclusive of all material, wastage, necessary tools tackles etc for fixing at all heights and for all floors. Clear opening area shall be measured & paid in Square meter.

**Item No 589: Treventino Tile clading: Providing and laying GVT Travertino classic tile clading in elevation wall using minimum 10 mm thick tiles as per approved make list by architect /client. fixed on 10 mm th. Cement plaster 1:3 (1 cement: 3 coarse sand) All surfaces must be dimensionally stable according to level, cured, undamaged, compact,rigid,resistant, dry and free from any debonding agents tiles fixed by approved tile adhesive and all application shall be done under instruction of manufacturer guideline and specification , and jointed with 3mm thick epoxy grouting as per approved make of approved shade and colour in proper line and level as per detailed drawing .Rate shall inclusive of mock up sample, all materials, loading, unloading, transportation, placing at all floors and for all leads, all accessorie , Scaffolding etc as described in item description. Work complete as per the detailed drawing , mockup sample and instruction of Architect/Client. (B) Tile size: 1200x2400mm, Basic rate of tile is Rs. 135/Sqft**

**1. Material:**

- Treventino tiles shall be used for Cladding work as per approved make and sample by Architect/Client.
- All type of material shall be used as per approved make list and confirming to relevant IS codes and approved by Architect/Client.

**2. Workmanship:**

- Installation: As per specification.
- Cladding should be in complete level without any variation and deviation. There shall be no tolerance in regard to wall finish. Wherever required proper framing has to be executed to make the surface level.
- Work complete including all type of tools, tackles, scaffolding etc complete at any level and height.
- The whole work is to be completed as per design; sample material & any other requirement shall be as per instruction of Architect/Client.

**3. Measurements:**

- The rate shall be consolidated for all above items.
- No extra payment will be given for any of the reasons.
- Rate to be inclusive of all material, wastage, necessary tools tackles etc for fixing at all heights and for all floors.
- Rate shall inclusive of all material ,labor scaffolding, tools, tackles, for all heights and for all levels, Rates shall also be inclusive of cost of making cut outs/ openings for electrical fixtures, tube lights /air-conditioners ,grills, diffusers etc & providing additional sections for strengthening around the openings/cutouts, making grooves between wall & board or as per drawing /instruction of EIC.
- The work done shall be measured in square meter for area of work done. The rate shall be for a unit of one Square meter.

**Item No: 590: Single Leaf Flush Door finish with laminate with frame : Providing and fixing in position 40 mm thick BWP grade single leaf flush doors of approved make and finished with both side 1 mm thick laminate as approved sample. including Ply framing with both side Laminate as per drawing. including Hardware system of SS 304 Grade like Hinges, Mortise lock with knob, door closer, door stopper etc. as per approved make & Sample. work complete including all type of hardware, fittings, fixtures as per instruction of Client/ Architect etc. complete as per detailed drawings and specifications. sample mock shall be approved from Architect/Client. Equivalent to VNR Series Laminate. (Note: Door opening area shall be measured for payment. No extra payment shall be paid) Basic rate of VNR Laminate is 45 Sq.ft**

**1. Materials:**

- 40 mm thick BWP flush door shall be used as per sample approved by Architect/Client.
- 1 mm thick VNR laminate shall be used for finish of door as per approved make list and confirming to relevant IS codes and approved by Architect/Client.
- Hardware shall used of as per approved by Architect/Client.
- All type of material shall be used for Door as per approved make list and confirming to relevant IS codes and approved by Architect/Client.

**2. Workmanship:**

- Fixing of 40 mm thick BWP grade flush doors as per approved sample.
- Fixing of frame shall be used as per approved sample by Architect/Client
- Fixing of both sides 1 mm thick VNR laminate with matt finish of mono coat polish as per approved sample by Architect/Client.
- Fixing of Hardware system of as per approved hardware as per selection of Architect/Client.
- All doors should be properly leveled without any sagging and with smooth opening and closing. There should be no variation or deviation of any kinds.

- The whole work is to be completed as per design; sample material & any other requirement shall be as per instruction of Architect/Client.

### **3. Measurements:**

- The rate shall be consolidated for all above items.
- The rate shall include the cost of all materials, finishing, labour, etc. to complete the whole work satisfactorily as per instruction of Architect/Client.
- No extra payment will be given for any of the reasons.
- Rate to be inclusive of all material, wastage, necessary tools tackles etc for fixing at all heights and for all floors. Clear opening area shall be measured & paid in Square meter.

**Item No: 591: Single Leaf Flush Door finish with Veneer with polish: Providing and fixing in position 40 mm thick BWP grade single leaf flush doors of approved make and finished with both side 4 mm thick veneer with polish as approved sample. including Hardware system of SS 304 Grade like Hinges, Mortise lock with knob, door closer, door stopper etc. as per approved make & Sample. work complete including all type of hardware, fittings, fixtures as per instruction of Client/ Architect etc. complete as per detailed drawings and specifications. sample mock shall be approved from Architect/Client. Basic rate of veneer: Rs.120/Sqft. (Note: Door opening area shall be measured for payment. No extra payment shall be paid)**

#### **1. Materials:**

- 40 mm thick BWP flush door shall be used as per sample approved by Architect/Client.
- 4 mm thick veneer shall be used for finish of door as per approved make list and confirming to relevant IS codes and approved by Architect/Client.
- Hardware shall used of as per approved by Architect/Client.
- All type of material shall be used for Door as per approved make list and confirming to relevant IS codes and approved by Architect/Client.

#### **2. Workmanship:**

- Fixing of 40 mm thick BWP grade flush doors as per approved sample.
- Fixing of frame shall be used as per approved sample by Architect/Client
- Fixing of both sides 4 mm thick veneer with matt finish of mono coat polish as per approved sample by Architect/Client.
- Fixing of Hardware system of as per approved hardware as per selection of Architect/Client.
- All doors should be properly leveled without any sagging and with smooth opening and closing. There should be no variation or deviation of any kinds.
- The whole work is to be completed as per design; sample material & any other requirement shall be as per instruction of Architect/Client.

#### **3. Measurements:**

- The rate shall be consolidated for all above items.
- The rate shall include the cost of all materials, finishing, labour, etc. to complete the whole work satisfactorily as per instruction of Architect/Client.
- No extra payment will be given for any of the reasons.
- Rate to be inclusive of all material, wastage, necessary tools tackles etc for fixing at all heights and for all floors. Clear opening area shall be measured & paid in Square meter.

**Item No: 592: Aluminium Fins/Louvers (Elevation): Supplying and Installing of METALIUMTM make U- Shaped Baffle 50\*50\*50mm (50mm gap) Galvanized Steel 0.50mm TCT plain wooden powder coating on visible surface of Panel and supporting structure in black color Exterior Louver System.**

**Panel (Galvanized Steel): Metalium make square edge P-50 series panels, 50 \* 50 \* 50 mm& 0.50 mm TCT Galvanized Steel. Panel length is up to approx. 3 mtr. Panels shall be wooden powder**

coated on visible surface with special Exterior Grade powder to enhance property of Fadedness Resistivity.

**P-50 Carrier (U Shaped):** Black enameled Galvanized Steel Carrier of 20mm wide at bottom x 39mm deep x 0.6 mm thick in a standard length of 8' with cutouts to hold the panel in a module of 100 mm centre to centre at a distance of 1 mtr. Carrier and suitable structure shall be powder / coil coated on exterior face to enhance properties of Fadedness and corrosion resistivity.

**Installation Details:** GS Clit shall be fixed on vertical columns with dash fasteners at distance not more than 1 mtr. Centre to centre on which Tubular Stud sections will be laid with corrosion proof screws and on this rigid structure carrier shall be fixed vertically / horizontally at distance of 1 mtr. Centre to centre. Panel shall be clipped to carriers. Rate shall inclusive of mock up sample, all materials, loading, unloading, transportation, placing at all floors and for all leads, all accessories, Scaffolding etc as described in item description. Work complete as per the detailed drawing, mockup sample and instruction of Architect/Client.

**1. Material:**

- Exterior Fins shall be used as per approved sample by Architect/EIC.
- All type of material shall be used as per approved make list and confirming to relevant IS codes and approved by Architect/EIC.

**2. Workmanship:**

- Work complete including all necessary materials, tools, tackles etc.
- All work should be carried out as per detailed drawing and instruction of Architect/EIC.
- Bidder shall be responsible for the any type of damage work at the time of execution.
- The whole work is to be completed as per design; sample material & any other requirement shall be as per instruction of Architect/EIC.

**3. Measurements:**

- The rate shall be consolidated for all above items.
- The rate shall include the cost of all materials, finishing, labour, scaffolding, etc. to complete the whole work satisfactorily as per instruction of Architect/EIC.
- No extra payment will be given for any of the reasons.
- The rate shall be for a unit of Square Meter.

**Item No: 593: Kitchen sink: Providing and fixing Kitchen sink as per approved make including all fitting material including Fixing of with necessary plumbing work as per detail drawing and plumbing work .Material approved by architect/EIC. Model Equivalent to NIRALI EDEN 750X500X230**

**1. Material:**

- Kitchen sink shall be used as per approved sample by Architect/Client.
- All type of material shall be used as per approved make list and confirming to relevant IS codes and approved by Architect/Client.

**2. Workmanship:**

- Work complete as per above specification.
- Work complete including all types of tools, tackles, labour etc complete at any level and height.
- The whole work is to be completed as per design; sample material & any other requirement shall be as per instruction of Architect/Client.

**3. Measurements:**

- The rate shall be consolidated for all above items.

- The rate shall include the cost of all materials, labour, scaffolding etc. to complete the whole work satisfactorily as per instruction of Architect/Client.
- No extra payment will be given for any of the reasons.
- Rate to be inclusive of all material, wastage, necessary tools tackles etc for fixing at all heights and for all floors.
- The work done shall be measured in Number for area of work done. The rate shall be for a unit of one Number.

**Item No 594: S.S. Handrail (Staircase wall Side) :**

**Providing & Fixing SS 304 grade Handrail as per approved sample by Architect**

**Material: SS 304 grade MAT finish, Top hand rail - 50mm round pipe**

**work complete including joint connector, all type of fittings, fixing, fixtures, accessories, tools, tackles, scaffolding , anchoring, silicon seal, epoxy grouting , insets plates, mock up sample etc complete as per the detailed drawing & Instruction of EIC.**

**1. Material:**

- SS 304 grade element for railing work shall be used as per approved make and sample by EIC/Architect.
- All type of material shall be used as per approved make list and confirming to relevant IS codes and approved by EIC/Architect.

**2. Workmanship:**

- Work complete as per above specification.
- Work complete including all types of tools, tackles, labour etc complete at any level and height.
- The whole work is to be completed as per design; sample material & any other requirement shall be as per instruction of Architect/Client.

**3. Measurements:**

- The rate shall be consolidated for all above items.
- The rate shall include the cost of all materials, labour, scaffolding etc. to complete the whole work satisfactorily as per instruction of EIC/Architect.
- No extra payment will be given for any of the reasons.
- Rate to be inclusive of all material, wastage, necessary tools tackles etc for fixing at all heights and for all floors.
- Area shall be measured in Running Meter.

**Item No: 599: Turfing : Providing & laying Selection no. 1 grass turf with earth 50mm to 60mm thickness of existing ground prepared with proper level and ramming with required tools wooden and than rolling the surface with light roller make the surface smoothen and light watering the same maintenance for 30 days or more till the grass establish properly, as per direction of officer in charge. loose and laid sample shall be approved by Architect/ EIC before execution. .Work complete including all labour , tools , tackles , maintenance with 30 days or more till the shrubs forms a thick etc**

The work shall be executed as per specification of **Item No. 152** except that the **Turfing** instead of Lawn shall be considered. The payment will be made on Sq.mt basis of the finished work.

**Item No: 635: Lacquered glass / Coloured glass Panelling :**

**" -----Do-----" as per above item specification for complete work . using 4mm thick coloured magnetic glass / Coloured glass for panelling work instead of veneer panelling , as per approved by Architect/Client. TThe rate shall be for all floors, at all heights, all shapes including all costs.**

**1. Material:**

- 12mm thick fire retardant marine plywood IS 710 for panelling shall be used as per approved make and sample by Architect/Client.
- Frame work shall be used as per approved make list and confirming to relevant IS codes and approved by Architect/Client.
- Artificial stone shall be used for panelling as per approved make and sample by EIC/Architect.
- All type of material shall be used as per approved make list and confirming to relevant IS codes and approved by EIC/Architect.

**2. Workmanship:**

- Installation: As per specification.
- Panelling should be in complete level without any variation and deviation. There shall be no tolerance in regard to wall finish. Wherever required proper framing has to be executed to make the surface level.
- Work complete including all type of tools, tackles, scaffolding etc complete at any level and height.
- The whole work is to be completed as per design; sample material & any other requirement shall be as per instruction of Architect/Client.

**4. Measurements:**

- The rate shall be consolidated for all above items.
- The rate shall include the cost of all materials, labour, scaffolding etc. to complete the whole work satisfactorily as per instruction of Architect/Client.
- No extra payment will be given for any of the reasons.
- Rate to be inclusive of all material, wastage, necessary tools tackles etc for fixing at all heights and for all floors.
- Rate shall inclusive of all material ,labor scaffolding, tools, tackles, for all heights and for all levels, Rates shall also be inclusive of cost of making cut outs/ openings for electrical fixtures, tube lights /air-conditioners ,grills, diffusers etc & providing additional sections for strengthening around the openings/cutouts, making grooves between wall & board or as per drawing /instruction of EIC. And no extra payment shall be considered for additional sections provided. All curved surfaces, recesses, waffles shall be part of the paneling including openable shutter wherever required area and finish with the same material.
- Only the clear elevation area shall be measured and paid.
- The work done shall be measured in square meter for area of work done. The rate shall be for a unit of one Square meter.

**Item No 636: Desk System : 900 mm x 600 mm x 1050 mm**

**Providing and fixing in position modular desk system as per approved make list.**

**Table Top : 25mm thick exterior grade Prelaminated partical board ( PLPB) / Post Laminate as per Architect Selection with matching PVC edgebanding from Rehau or Equivalent and aluminum flip up provision of size:- 350mm(W) x120mm(D) only anodized finish.**

**Main Spine : 8mm Thick Laminate Galss of 750mm(W) x 300mm(H) on holding with anodised finish brackets**

**Under structure : Aluminum Powder coated legs (End Legs) with die cast connectors and MS Powder coated 30x40mm beams are considered to support table top.**

**Wire Management - Powder coated wiretray with switch plate and vertical cable risers for wire management**

**Below Table Top Modesty : MS powder coated metal modesty in main spine at below table top**

**Leg Modesty :MS powder coated metal modesty in legs at end of the cluster.**

**Work complete including all parts with powder coating, metal cable raceway, metal cover panel to rising cables vertically, Privacy with coloured glass/ Soft boad , Modesty , PVC edgeband, along with wire manager ,all necessary hardware and fittings , mock up sample, loading, unloading,**

transportation, placing at all floors and for all leads, all accessories as described in item description. Work complete as per the detailed drawing and instruction of Architect/Client



**4. Material:**

- Work station shall be used as per approved make list and confirming to relevant IS codes and approved by Architect/Client.
- All type of material shall be used as per approved make list and confirming to relevant IS codes and approved by Architect/Client.

**5. Workmanship:**

- Work complete including all types of tools, tackles, labour etc complete at any level and height.
- The whole work is to be completed as per design; sample material & any other requirement shall be as per instruction of Architect/Client.

**6. Measurements:**

- The rate shall be consolidated for all above items.
- The rate shall include the cost of all materials, labour, scaffolding etc. to complete the whole work satisfactorily as per instruction of Architect/Client.
- No extra payment will be given for any of the reasons.
- Rate to be inclusive of all material, wastage, necessary tools tackles etc for fixing at all heights and for all floors.
- The work done shall be measured in Numbers for area of work done. The rate shall be for a unit of one Numbers.

**Item No: 637: Wardrobe : VNR Laminate finish**

**Providing, making and fixing wardrobe units in position as per drawings.**

**Front solid shutter : 25 mm thick IS 303 BWR ply with both side laminate finish.**

**Back side : 12 mm thick IS 303 BWR ply with one side laminate finish**

**Bottom & Side : 19 mm thick IS 303 BWR ply with both side laminate finish**

**Shelves/Divider : 19 mm thick IS 303 BWR ply with both side laminate finish as per approved sample by Architect/Client.**

**Drawer Unit : 2 Nos of Drawer unit as per drawing.**

**Hardware : All necessary brass satin finish nickel plated/ S.S 304 grade (hardware from Hettich like Auto Hinges, handle, Multipurpose lock, Telescopic channel, S.S. pipe oval Hettich (047 615) , tower bolts, ball catches/Magnet, hydraulic hinges etc as per approved sample.**

**Skirting : 75 mm ht skirting with laminate finish.**

**Edge Finish : All the exposed edges are with 2mm PVC edge Imported banding & sealed edges are with 0.8mm thick PVC Imported edge banding.**

**Work complete including all type of material, fittings , fixtures,Finish, loading , unloading ,transporation, all leads ,accessories, sample mockup, all floor , all levels, all heights ,necessary grooves etc complete as per detailed drawings ,specifications & instruction of Client/EIC.Basic rate of VNR Laminate is 50/ Sq.ft.**

**1. Material:**

- IS 303 BWR ply shall be used for storage as per approved make and sample by Architect/Client.
- Laminate shall be used as per approved make and sample by Architect/Client.
- Toughened Glass shall be used as per approved make and sample by Architect/Client.
- Hardware's shall be used as per approved make list and confirming to relevant IS codes and approved by Architect/Client.
- All type of material shall be used as per approved make list and confirming to relevant IS codes and approved by Architect/Client.

**2. Workmanship:**

- Work complete as per above specification.
- Work complete including all types of tools, tackles, labour etc complete at any level and height.
- The whole work is to be completed as per design; sample material & any other requirement shall be as per instruction of Architect/Client.

**3. Measurements:**

- The rate shall be consolidated for all above items.
- The rate shall include the cost of all materials, labour, scaffolding etc. to complete the whole work satisfactorily as per instruction of Architect/Client.
- No extra payment will be given for any of the reasons.
- Rate to be inclusive of all material, wastage, necessary tools tackles etc for fixing at all heights and for all floors.
- The work done shall be measured in Square meter for area of work done. The rate shall be for a unit of one Square Meter. Clear elevation area shall be measured and paid.

**Item No: 638: Waiting lounge area Sofa (three Seater): 2100mm (L) x 870 mm (B) x 800 mm (H)**

**comprising up of Solid teak wood with PU semi gloss finished polish. The seat shall 150 mm th 40 density & back shall be 32 density foam & finished in Approved fabric upholstery as per the drawing/image and instruction from Architect/EIC all external & internal exposed woodwork to be finished in PU semi gloss finish polish. .The work shall be done as per drawing , specifications, sample approved and as directed by the Architect and Engineer-in-charge. The rate shall be for complete item inclusive of all material, labour, wastages, necessary tools & tackles,approved make for all floors, all heights, all levels and all places within campus. Contractor shall do all the needful and shall fulfill Architect's design intent. No additional claims will be entertained for this.Rate shall inclusive of providing mockup sample for approval of architect. Basic rate of fabric is 1000/ Rmt**

**Ref Image**



**1. Material:**

- Three seater sofa shall be used as per approved make list and approved sample by Architect/Client.
  - All type of material shall be used as per approved make list and confirming to relevant IS codes and approved by Architect/Client.
- 2. Workmanship:**
- Work complete as per above specification.
  - Work complete including all types of tools, tackles, labour etc complete at any level and height.
  - The whole work is to be completed as per design; sample material & any other requirement shall be as per instruction of Architect/Client.
- 3. Measurements:**
- The rate shall be consolidated for all above items.
  - The rate shall include the cost of all materials, labour, scaffolding etc. to complete the whole work satisfactorily as per instruction of Architect/Client.
  - No extra payment will be given for any of the reasons.
  - Rate to be inclusive of all material, wastage, necessary tools tackles etc for fixing at all heights and for all floors.
  - The work done shall be measured in Numbers for area of work done. The rate shall be for a unit of one Numbers.

**Item No: 639: Artificial Grass : Providing and fixing Artificial Grassas per approved make & Sample by Architect. Work complete including all type of finishing. Material content : Pile Weight 1.65 Kg/sq.mtr , Total Weight 3.00 Kg/sq.mtr , Pile Height 40 mm , Stitch Rate 16 Stitch / 10 cm , Tufted Density 16800 D/sq.mtr, Primary Back PP + Non Woven Layer , Pile Material PP+PE , Backing Synthetic Glue, Yarn Denier 11400.**

**Work complete including all type of material, fittings , fixtures, Finish, loading , unloading , transportation, all leads ,accessories, sample mockup, all floor , all levels, all heights , necessary frame work,Scaffolding etc complete as per detailed drawings ,specifications & instruction of Client/EIC.**

- 1. Materials:**
- All type of material shall be used for window as per approved make list and confirming to relevant IS codes and approved by Architect/Client.
- 2. Workmanship:**
- The whole work is to be completed as per approved shop drawing by Architect. Sample mock shall be approved from Architect/ Client.
  - Work complete including all types of tools, tackles, labour, scaffolding etc complete at any level and height.
- 3. Measurements:**
- The rate shall be consolidated for all above items.
  - The rate shall include the cost of all materials, finishing, labour, etc. to complete the whole work satisfactorily as per instruction of Architect/Client.
  - No extra payment will be given for any of the reasons.
  - Rate to be inclusive of all material, wastage, necessary tools tackles etc for fixing at all heights and for all floors. measured for payment in square meter

**Item No: 640: Full Height Storage with Veneer finish : " -----Do----- as per above specification (Item "Full Height Storage with Laminate Finish : 450 mm Depth") for complete work . Using 4 mm thick veneer with PU polish instead of Laminate. Basic Rate for material only teak veneer - 120/Sqft.**

- 1. Material:**

- IS 303 BWR ply shall be used for storage as per approved make and sample by Architect/Client.
- Laminate shall be used as per approved make and sample by Architect/Client.
- Toughened Glass shall be used as per approved make and sample by Architect/Client.
- Hardware's shall be used as per approved make list and confirming to relevant IS codes and approved by Architect/Client.
- All type of material shall be used as per approved make list and confirming to relevant IS codes and approved by Architect/Client.

**2. Workmanship:**

- Work complete as per above specification.
- Work complete including all types of tools, tackles, labour etc complete at any level and height.
- The whole work is to be completed as per design; sample material & any other requirement shall be as per instruction of Architect/Client.

**3. Measurements:**

- The rate shall be consolidated for all above items.
- The rate shall include the cost of all materials, labour, scaffolding etc. to complete the whole work satisfactorily as per instruction of Architect/Client.
- No extra payment will be given for any of the reasons.
- Rate to be inclusive of all material, wastage, necessary tools tackles etc for fixing at all heights and for all floors.
- The work done shall be measured in Square meter for area of work done. The rate shall be for a unit of one Square Meter. Clear elevation area shall be measured and paid.

**Item No: 641: Glass profile storages:**

**Equivalent to Amardeep/Godrej/Civom/Methodex/EPL/Wipro or approved brand by Architect/Client.**

**Frame: Frame shall be made of IS 303 BWR grade ply 35 mm thick with both side laminate finish as per approved sample.**

**Shutter : 4 mm thick clear glass as per approved sample.**

**Shelves : IS 303 BWR grade ply 25 mm thick with both side laminate finish as per approved sample( adjustable shelving system)**

**Back : IS 303 BWR grade ply 19 mm thick with both side laminate finish as per approved sample.**

**Two side Post forming edge and other side 2mm PVC edge Imported banding & sealed edges are with 0.8mm thick PVC Imported edge banding.**

**Having premium lock with wave key technology and side and hinged shutters are sealed with 2mm thick PVC edge banding.SS 304 recessed handles are provided for easy opening and closing of shutter. The units are assembled by knock down fittings such as Minifix & Dowels. All the hardware and Hinges are from Hettich/Ebco. PVC edge banding is imported from Rehau or Dolken of Germany.**

**Rate shall be inclusive of all materials, loading, unloading, transportation, placing at all floors and for all leads, polishing and all accessories, sample mockup etc as described in item description. work complete as per the instruction of Client/EIC.**

**1. Material:**

- IS 303 BWR ply shall be used for storage as per approved make and sample by Architect/Client.
- Laminate shall be used as per approved make and sample by Architect/Client.

- Toughened Glass shall be used as per approved make and sample by Architect/Client.
- Hardware's shall be used as per approved make list and confirming to relevant IS codes and approved by Architect/Client.
- All type of material shall be used as per approved make list and confirming to relevant IS codes and approved by Architect/Client.

**2. Workmanship:**

- Work complete as per above specification.
- Work complete including all types of tools, tackles, labour etc complete at any level and height.
- The whole work is to be completed as per design; sample material & any other requirement shall be as per instruction of Architect/Client.

**3. Measurements:**

- The rate shall be consolidated for all above items.
- The rate shall include the cost of all materials, labour, scaffolding etc. to complete the whole work satisfactorily as per instruction of Architect/Client.
- No extra payment will be given for any of the reasons.
- Rate to be inclusive of all material, wastage, necessary tools tackles etc for fixing at all heights and for all floors.
- The work done shall be measured in Square meter for area of work done. The rate shall be for a unit of one Square Meter. Clear elevation area shall be measured and paid.

**Item No: 642: Carpet Flooring Work:**

**"-----Do-----" as per above specification (Item "Carpet Flooring Work') for complete work. Equivalent to Balsan PTM Vision HD N607**

**1. Materials:**

- Carpet shall be used as per selection and sample approved by Architect/ EIC.
- Adhesive and underlay foam shall be used as per approved by Architect/ EIC.
- All type of material shall be used for flooring work as per approved make list and confirming to relevant IS codes and approved by Architect/ EIC.

**2. Workmanship:**

- Carpet shall be fixed with SR 505 Pidilite or equivalent tiles adhesive and underlay foam material as per suggestion of EIC/Architect.
- Carpet should be laid as closure to each other.
- Bidder will take care for level matching with other area flooring.
- Scope includes labour, under lay material, disposal of debris, necessary cutting of tiles without damaging the edges, and at require area provide 304 ss finish end profile to protect and cleaning, etc. complete.
- Before laying carpet Bidder shall prepare even surface up to 20 mm.
- The whole work is to be completed as per design; sample material & any other requirement shall be as per instruction of EIC/Architect.

**3. Measurements:**

- The rate shall be consolidated for all above items.
- The rate shall include the cost of all materials, finishing, labour, scaffolding, etc. to complete the whole work satisfactorily as per instruction of EIC/Architect.
- No extra payment will be given for any of the reasons.
- The rate shall be for a unit of one Square meter



**Construction of VIP Guest House, Renovation & interior furnishing for Project office, VTC, sales & Record room, Toilet block, New construction for Main gate building with external development at GMDC Campus, Bhavnagar, Gujarat.**

## TECHNICAL SPECIFICATIONS FOR ELECTRICAL WORKS

SR.NO	PARTICULARS
1	General Instructions for Electrical Works
2	Technical Specification for HT Cable.
3	Technical Specification for LT Panels.
4	Technical Specification for APFCR Panels.
5	Technical Specification for LDBs & PDBs.
6	Technical Specification for LT Cables & Cable Tray.
7	Technical Specification for Internal Wiring.
8	Technical Specification for Lighting Fixtures
9	Technical Specification for Earthing System.
10	Technical Specification for Lightning Protection system.

### 1 GENERAL INSTRUCTIONS FOR ELECTRICAL WORKS

#### 1) PREAMBLE :

The scope of this section is to describe materials and systems for electrical installation works which form together with the project documents, a complete volume of work and quality description.

All electrical installations shall be of high quality, safe, complete and fully operational including all necessary items and accessories whether or not specified in details. All electrical works shall be completed in accordance with the regulations and standards as per the statutory requirement to the satisfaction of the Employer. The general provisions, special provisions and general requirements apply to all items of this specification.

The work shall be carried out simultaneously with building work, civil work, etc. and shall be continued till it is completed satisfactorily along with the completion of essential portions of the

building works.

During the progress of work, completed portion of the building may be occupied and be put to use by Employer but the contractor will remain fully responsible for the maintenance of electrical installations till the entire work covered by this contract is satisfactorily completed by him and handed over to Employer.

It is the intention of the specification and drawings to call for finished work, tested and ready for operation. Whenever the words "Supply" or "Provide" are used, it shall mean delivery of material as specified in an assembled manner, ready for installation. Any apparatus, material or work not shown on drawings but mentioned in the specification or vice versa, or any incidental accessories necessary to make the work complete and perfect in all respects and ready for operation, even if not particularly specified, shall be furnished, delivered and installed by the contractor without additional expenses to Employer. Minor details not usually shown or specified, but necessary for the proper installation and operation, shall be included in the work and in the contract.

Electrical contractor shall be licensed Contractor registered with R&B Department of Gujarat and shall have completion certificate of three similar project Electrical jobs completed of same cost in last 3 years.

## **2) INTERPRETATION OF PROJECT DOCUMENTS :**

The Specification, Drawings and Bill of quantity shall be interpreted in accordance with good installation practice defined in the appropriate regulations and standards whether specifically referred to or not. If there are any discrepancies or shortfall in the application of the regulations to any aspect of this contract or the contractor considers there is anything detrimental to the standards or inconsistent with his obligations and guarantees, Employer shall be informed prior to signing the contract and thereafter inform the contractor in writing the course to be followed. Where the drawings are to a small scale or are expressed in symbolic terms or are in the form of a diagram, then exact location of items shall not be inferred and in all cases, the work shall be fully integrated with the work of other traders and with the fabric of the building. The contractor shall appraise the duties of all plants and equipments taking account of any additions or variations and shall inform the Employer of any matters which may affect the design. In all cases the equipment installed shall be of appropriate rating for the duty it performs.

The Specifications and bill of quantity shall be considered as part of this contract and any work or material shown on BOQ and not called for in the specification or vice versa, shall be executed as if specifically called for in both. The drawings indicate the extent and general arrangement of the Transformer, L.T. panel, H.T. & L.T. cable route layout etc. and are essentially diagrammatic.

The work shall be installed as indicated on the drawings, however, any minor changes found essential to co-ordinate the installations of this work with other services shall be made without any additional cost to the Employer. The drawings are for the guidance of the contractor, exact locations, distances and levels will be governed by the building. The contractor shall examine all structural and electrical drawings before starting the work, and report to Employer or its representative, any discrepancies, which in his opinion appear on them, and get them clarified.

If any discrepancy is noticed between General Conditions of Contract, specification, Bill of quantity and Drawings, the most stringent of the above shall apply. Bill of quantities, for electrical items, shall be read in conjunction with respective specification. However, in case of conflict between bill

of quantities and the specification, former shall govern.

**3) SYSTEM PARTICULARS :**

LV : 433 V, 3 Phase, 4 wire, 50 Hz.  
Neutral earthing : Solid

**4) ABBREVIATIONS :**

The following abbreviations have been used in the accompanying specifications, drawings and bill of quantity.

IS : Indian Standard  
BS : British Standard  
HRC : High Rupturing Capacity  
GI : Galvanised Iron  
CU : Copper  
MS : Mild Steel  
MV : Medium Voltage  
LV : Low Voltage  
PVC : Polyvinyl Chloride  
AMP: Amperes  
V : Volts  
KV : Kilo Volts  
HV : High Voltage  
KW : Kilo Watt  
KVA : Kilo Volt Ampere  
PF : Power Factor  
Hz : Frequency  
KWH : Kilo Watt Hour  
XLPE: Cross Linked Polyethelene

ACB	:	Air Circuit Breaker
LED	:	Light Emitting Diode
PLC	:	Programmable Logic Controller
UPS	:	Uninterrupted Power Supply
DP	:	Double Pole
IEE	:	Institute of Electrical Engineers, London
MCB:		Miniature Circuit Breaker
TPN	:	Triple Pole and Neutral
SP	:	Single Pole
MCCB	:	Moulded Case Circuit Breaker
VCB	:	Vacuum Circuit Breaker
CT	:	Current Transformer
DB	:	Distribution Board
DG	:	Diesel Generator
BOQ	:	Bill of quantity
SITC :		Supply, Installation, Testing and Commissioning
L.O.I.	:	Letter of Intent / Acceptance letter
ELV	:	Extra Low Voltage System
MP	:	Mega Pixels
CCTV	:	Close Circuit Television
PA	:	Public Address System
FACP	:	Fire Alarm Control Panel
NVR	:	Network Video Recorder
NVMS	:	Network Video Monitoring Software

#### **5) REGULATIONS AND STANDARDS :**

The installation shall conform in all respects to Indian Standard Code of Practice for Electrical Wiring

Installation IS : 732-1983 and IS : 2214 – 1983 (Silver Nitrate Pure and analytical reagent). It shall also be in conformity with the current Indian Electricity, Rules, Indian Electricity Act, National Electrical Code and Regulations of the Local Electrical Supply Authority in so far as these become applicable to the installation. Wherever this specification calls for a higher standard of material and/or workmanship than those required by any of the above regulations then this specification shall take precedence over the said regulations and standard. In general, the materials equipment and workmanship not covered by the above shall conform to the relevant Indian Standards.

The electrical installation work shall follow Codes, Indian Standard specifications and rules (Within the best meaning of the same) under this contract.

The following list is given for general guidance only in addition to list given in each individual section, however all other latest editions of Codes, Indian Standard specifications and Rules shall also be followed when it is required.

IS : 8623	Low voltage switchgear & control gear assemblies
IS : 10118	Code of Practice for selection, installation and maintenance of switchgear and control gear
IS : 4237	General requirement for switch gear and control gear for voltage not exceeding 1000 Volt A.C. or 1200 Volt D.C.
IS : 13947	Low voltage switchgear and control gear
IS : 9224	Low voltage fuses
IS : 8828	Circuit breakers for out protection for household and similar installations
IS : 12640	Earth leakage circuit breaker
IS : 1248	Direct acting indicating analog electrical measuring instruments
IS : 2705	Current transformers
IS : 4201	Application guide for voltage transformers
IS : 6875	Control switches for voltage upto and indicating 1000 V A.C. and 1200 V D.C.
IS : 5578	Guide for marking of insulated conductors
IS : 11353	Guide for uniform system of marking and identification of conductors and apparatus transmission
IS : 8197	Terminal markings for electrical measuring instruments and their accessories
IS : 694	Specifications for PVC insulated cables for working

voltage upto and including 1100 volts

IS : 2551	Danger notice plates
IS : 3043	Code of practice for earthing
IS : 5216	Guide for safety procedures and practices in electrical work
IS : 1646	Code of practice for fire safety of building : Electrical Installation.
NFC17-102	Code of practice for Lightning Arrestor : Electrical Installation

Indian Electricity Act as amended up to date

Indian Electricity Rules as amended up to date

Rules and Regulations of Bombay Regional Council of Fire Insurance & Association of India for Electrical wiring.

#### **6) FEES, PERMITS AND TESTS :**

The Contractors shall pay for any and all fees and obtain permits required for the installation work. On completion of the work, the contractor shall obtain and deliver to the Employer, certificates of final inspection and approval by the local electric supply authority and the Electrical Inspector.

#### **7) ACTUAL ROUTE OF CABLE :**

The location of the cables, panel boards etc. is only indicative, therefore, the actual route of cables and the location of panel boards may differ from the plans according to the details of the building construction and the conditions of executions of the installations.

The contractor shall supply and install at his expense all secondary materials and special fittings found necessary to overcome the interference and to supply the modifications on the route of cables and conduits that are found necessary during the work, to the complete satisfaction of the Employer's representative.

#### **8) MATERIAL AND EQUIPMENT :**

All material and equipment shall conform to the relevant standards and shall be new, good quality, of the approved make and design. The materials and equipment shall conform to relevant Indian Standards. The Contractor shall be responsible for the safe custody of all materials and shall insure them against theft, damage by fire, earthquake etc. A list of items of materials and equipment, together with sample of each shall be submitted to the Employer within 10 days of the award of the contract. Any item which is proposed as a substitute, shall be accompanied by all technical details giving sizes, particular of materials and the manufacturer's name and shall be submitted along with the tender or bid offer. At the time of the submission of proposed substitute the Contractor shall state the credit, if any due to the Employer. In the event the substitution is approved, all changes and substitutions shall be requested in writing and approvals obtained in writing from Employer. Employer's decision in the matter shall be final.

All materials of the same kind of service shall be identical and made by the same manufacturers. Any deviation to this rule shall be approved by the Consultant. Top priority shall be given to the products that have a permanent agent providing spare parts and maintenance facilities in the same city where the project is situated.

The makes of electrical equipments, components, accessories etc. have been mentioned in Tender document. However, Client / Electrical Consultant reserves the right to select from the specified make. Contractor shall clearly indicate in the bid document, the make they have considered. No extra claim shall be applicable if client / consultant suggests from the alternative make specified in the tender document.

#### **9) MANUFACTURERS :**

Where manufacturers have furnished specific instructions relating to the materials used in this job, covering points not specifically mentioned in these documents, these instructions shall be followed in all cases.

Where manufacturer's names and/or catalogue numbers are given, this is an indication of the quality, standards and performance required.

When interfacing occurs, equipment shall be mutually compatible in all respects.

#### **10) RATING :**

Rating of all items shall be appropriate for the conditions on the particular site on which the items will be used. All the equipment shall be fit for continuous work under the worst conditions of site and shall be rated for the following ambient condition.

- Outdoor temperature 50 deg.c.
- Temperature under shed 45 deg.c.
- Salty, dusty and humid
- Coastal area

#### **11) INSPECTION AND TESTING :**

Employer's representative reserves the right to request inspection and testing at manufacturer's works at all reasonable times for this contract. Tests on site of completed works shall demonstrate, among other things :

1. That the equipment installed complies with specification in all particulars and is of the correct rating for the duty and site conditions.
2. That all items operate efficiently and quietly to meet the specified requirements.
3. That all circuits are correctly fused and protected and that protective devices are properly co-ordinated.
4. That all non current carrying metal work is properly and safely grounded in accordance with the specifications.

5. The contractor shall provide all necessary instruments and labour for testing, shall make adequate records of test procedures and readings, shall repeat any tests requested by the Employer and shall provide test certificates signed by a properly authorised person. Such test certificates shall cover all works.
6. If tests fail to demonstrate the satisfactory nature of the installation or any part thereof then no claims for the extra cost of modifications, replacements or re-testing will be considered. Employer's decision as to what constitutes a satisfactory test shall be final.
7. The above general requirements as to testing shall be read in conjunction with any particular requirements specified elsewhere.

**12) TEST CERTIFICATES :**

The contractor shall submit test certificates for all the electrical material / system installed. These shall be issued by a government recognized inspection office certifying that all equipment, materials, construction and functions are in agreement with the requirements of these specifications, ISI and when ISI is not applicable other approved certifying agencies.

**13) INSTRUCTION MANUAL :**

The contractor shall prepare and produce instruction, operation and maintenance manuals in English for the use, operation and maintenance of the supplied equipment and installations, and submit 3 sets to Employer, at the time of handing over.

**14) SAMPLES AND CATALOGUES :**

Before ordering the material necessary for these installations, the contractor shall submit to Employer for approval, a sample of every kind of material such as cables, conductors, conduits, switches, socket outlets, circuit breakers, lighting fixtures, boxes etc. along with the catalogues.

For big items such as switchboards, the submission of catalogues shall be enough. Prior to ordering any electrical equipment / material / system, the contractor shall submit to Employer, the catalogues, alongwith the samples, atleast from three different manufacturers. After the selection of manufacturer by Employer, the contractor shall arrange inspection and testing at the manufacturer's factory or assembly shop for final approval. No material shall be procured prior to the approval of the Electrical consultant & Data sheets shall be signed and stamped by consultant and one copy to be submitted to Client.

**15) VENDOR AND SHOP DRAWINGS :**

The contractor shall prepare and submit to Employer, for his approval, two sets of vendor detailed drawings of all distribution boards, switch boards, outlet boxes, special pull boxes and other likewise material, equipment to be fabricated by the contractor, or other vendor within 15 days of signing of the contract.

Before starting the work, the contractor shall submit to Employer for his approval in the prescribed manner, the shop / execution drawings for the entire installation, specially the main connections and junctions, the route of conduits and cables, no. and size of wires drawn through the conduits, location of all the outlet points, and switch boards and distribution boards and any other information required by Employer. Employer reserves the right to alter or modify these drawings if

they are found to be insufficient or not complying with the established technical standards or if they do not offer the most satisfactory performance or accessibility for maintenance.

**16) AS BUILT DRAWINGS :**

At the completion of work and before issuance of certificate of virtual completion the contractor shall submit to Employer, three sets of layout drawing drawn at appropriate scale indicating the complete wiring system "as installed". These drawings must provide (in plan, folded elevation and section)

- a. Location and details of distribution boards, main switches, switchgear and other particulars.
- b. Location of all earthing stations, route and size of all earthing conductors, manholes etc.
- c. Route and particulars of all cables.
- d. Lighting layout plans with conduit routing layout/cable tray for all the floors along with circuit distribution details.
- e. External Area Lighting Plan

**17) GUARANTEE :**

At the close of the work and before issuance of final certificate of virtual completion by Employer, the contractor shall furnish written guarantee indemnifying Employer against defective materials and workmanship for a period of one year after completion. The contractor shall hold himself fully responsible for reinstallation or replacement, free of cost to Employer, the following :

- a. Any defective work or material supplied by the contractor.
- b. Any material or equipment supplied by Employer, which is damaged or destroyed as a result of defective workmanship by the contractor.
- c. Any material or equipment damaged or destroyed as a result of defective workmanship by the contractor.

**18) SPECIAL NOTES FOR BIDDER :**

- a. The contractor should co-operate & coordinate for LT connections to LT panel board of various blocks, so that day to day work should not suffer.
- b. It is in the scope of Contractor to preparing necessary drawing submitting to authorities (i.e. Local supply co., pollution control board, Electrical Inspector, etc), getting their approval / sanction and final certificate to energize the sub-station equipment's. Filling the necessary application to supply co. following up and getting the supply filling the necessary test report to the supply co. inclusive. All official / statutory fees shall be paid by clients & all other required expenses shall be on the contractors account; no extra payment shall be paid to contractor for said job.

- c. LT Panels shall be approved on site by Engineer in Charge & Electrical Consultant.
- d. Contractor shall submit Shop drawings for approval to Electrical consultant based on tender drawings before execution which shall not be on chargeable basis.
- e. The MCB and MCB DBs must be of same make.
- f. Make of components required to be used by contractor to complete the installation, if not mentioned anywhere, shall be required to GOT IT APPROVED by Client/Architect/Consultant before installation in writing manner.
- g. Within a week of work order, the contractor shall submit the sample of each item / component of above mentioned approved make for the approval of the Client/Architect/Consultant.

## **2 TECHNICAL SPECIFICATION FOR HT CABLE**

### **1) SCOPE**

1. The scope shall cover supplying, laying, testing and commissioning of 3 core H.T cables which shall be capable of operating at a sustained conductor temperature of 90°C and suitable for a maximum conductor short-circuit temperature of 250°C.
2. This specification gives the general requirement of cables. However, it is the responsibility of the vendor to take the joint measurement and obtain client's approval before the placement of orders to the main supplier / manufacturer. Cut lengths will not be accepted.

### **2) REFERENCE CODES & STANDARDS:**

- |                            |                                                                                             |
|----------------------------|---------------------------------------------------------------------------------------------|
| 1.1. IS : 8130 – 1984      | Conductors of Insulated Cables.                                                             |
| 1.2. IEC : 228 -           | Conductors of Insulated Cables.                                                             |
| 1.3. IS : 10810 -          | Methods of various tests on cables and their accessories                                    |
| 1.4. IEC : 502 -           | Extruded solid dielectric-insulated power cables for rated voltage from 1 KV up to 30 KV.   |
| 1.5. IEC : 287 -           | Calculations of continuous current rating of cables (100% load factor).                     |
| 1.6. IS : 7098 (Part II) - | Cross-linked polyethylene insulated PVC sheathed cable for Voltage from 1.3 KV up to 33 KV. |
| 1.7. IS : 5831 - 1984      | PVC insulation & sheath of electrical cables.                                               |

### **3) OPERATING CONDITIONS**

#### **Electric system**

- System Voltage : 11 KV/1.6 KV
- Frequency : 50 Hz.

### Environment

- Ground temperature : 40°C.
- Ambient air temperature : 50°C.
- Solar gain : 1100 w/m<sup>2</sup>
- Earth resistivity : [The bidder shall confirm the Earth Resistivity Test]
- Atmospheric conditions : Humid, salty and dusty

### CONSTRUCTION

#### **4) CONDUCTORS**

1. The conductor shall be of circular stranded Aluminium to IS : 8130 & IEC : 228. It shall be clean, reasonably uniform in size & shape smooth & free from harmful defects. Any other form of conductor may also be accepted if in line with modern trends.

#### **5) CONDUCTOR SCREEN**

1. The conductor screen shall consist of an extruded layer of thermosetting semi-conducting compound which shall be extruded simultaneously with the core insulation.

#### **6) INSULATION**

1. The insulation shall be super clean XLPE compound applied by extrusion and vulcanized to form a compact homogenous body.

#### **7) INSULATION SCREEN**

1. Each insulation have an insulation screen in two parts consisting of :
2. Non-metallic semi-conducting compound tape part and a metallic screen part.
3. The non-metallic part shall be directly applied upon the insulation of each core and may consist of an extruded semi-conducting material extruded simultaneously with the conductor screen and insulation (triple extrusion).
4. The semi-conductor shall be readily strippable and must not be bonded in such a manner that it has to be shaved or scraped to remove.
5. The metallic part shall consist of a copper tape helical applied with a 10% overlap. A binder tape of copper shall be applied over the copper wire metallic screen.

#### **8) LAYING UP**

1. The cores shall be identified on the non-metallic part of the insulation screen by legible printing on the length of each conductor or, by the inclusion of a marker tape.
2. The cores shall be laid up with a right hand direction of lay.
3. No cables shall be directly buried in the ground. They shall be laid in trenches, trays, racks or in conduits or pipes. The cables of different voltage grade shall be laid in different trays. 2 mtr loop to be provided on both the sides.

**Binder tape / Moisture barrier:**

4. During lay up, a suitable open spiral binder may be applied, at the manufacturer's discretion, before the application of an extruded inner covering.

**9) FILLERS**

1. Fillers shall be PVC.

**10) INNER COVERING / SHEATH**

1. The inner covering shall be extruded over the laid up cores to form compact and circular bedding for the metallic layer.

**11) METALLIC LAYER**

1. The metallic layer shall be galvanized steel wire.

**12) OUTER SHEATH**

1. The tough outer sheath, black coloured best resisting PVC polyethylene compound type ST-2 as per IS : 5831 for the operating temperature of the cable shall be provided over the armour as specified in relevant standards by extrusion process.

**13) CABLE MARKING**

**Embossing on outer sheath:**

1. The PVC outer sheath shall be legibly embossed with the legend: "ELECTRIC CABLE 11000 VOLT "etc.
2. The letter and figures shall be raised and shall consist of upright block characters. The maximum size of the characters shall be 13 mm. And the minimum size 15% of the cable circumference or 3 mm. whichever be the greater. The gap between the end of one set of embossed characters as above and the beginning of the next shall not exceed 150 mm.

**Identification of Manufacturer and year of manufacture:**

3. An identification of the manufacturer, the year of manufacturing, cable size shall be embossed at regular intervals on the PVC outer sheath. This shall not affect the spacing between repetitions of the legend as given above.

**14) SEALING AND DRUMMING**

1. After tests at the manufacturers works, both ends of the cable shall be sealed to prevent the ingress of moisture during transportation and storage.
2. Cable shall be supplied in lengths of 500 mtrs. or as required in non-returnable drums of sufficiently sturdy construction.
3. The spindle hole shall be 110 mm. minimum diameter.
4. Each drum shall bear on the outside flange, legibly and indelibly in the English language, a distinguishing number, the manufacturer’s name and particulars of the cable viz. voltage, length, conductor size, cable type, insulation type and gross weight shall also be clearly visible. The direction for rolling shall be indicated by an arrow.

**15) TESTING**

1. Type tests and Routine tests shall be carried out in accordance with the relevant IEC standards / IS. The copies of routine test results shall be submitted along with each drum length or part thereof.

**16) TRANSPORTATION & DELIVERY**

1. The cable shall be supplied in the actual length as per joint measurement at site.
2. The cable shall be dispatched at client’s store or at site as per detailed instructions given by Client at later stage.
3. The cables shall be loaded from the main vendor’s store, transported, unloaded at Client’s stores and properly stocked as per instruction of client’s local representative.

**TECHNICAL DATA SHEET FOR H. T. XLPE CABLE :**

Sr. No.	Particulars	Description
<b>1.0</b>	<b>ENVIRONMENT DETAILS</b>	
1.1	Ambient Temp In Degree Celsius	50 Degree Celsius
1.2	Ground Temp In Degree Celsius	35 Degree Celsius
1.3	Relative Humidity	90 % At 35 Degree Celsius
1.4	Altitude	< 1000 Meter Above MSL
1.5	Atmosphere	Non Corrosive, Humid and Dusty
<b>1.0</b>	<b>SYSTEM DETAILS</b>	
1.1	System Voltage	AS PER TENDER
1.2	System Frequency	AS PER TENDER

Sr. No.	Particulars	Description
1.3	Grounding	AS PER TENDER
1.4	Fault Level	AS PER TENDER AS PER TENDER
<b>1.0</b>	<b>CABLE</b>	
1.1	No. of Cores	3 (Three)
1.2	CABLE CONDUCTOR	
1.1.1	Size Of Conductor	As per BOM
1.1.2	Material	High Purity Aluminium
1.1.3	Construction	Stranded
1.1.4	Shape	Compacted Circular
1.1.5	Confirming To	Is-8130
1.3	Conductor Screen	Extruded Semi-conducting Material
1.4	<b>CONDUCTOR INSULATION</b>	
1.4.1	Material	High Purity Void And Moisture Free Cross Linked Polyethylene (XLPE) Using Gas Curing Process
1.4.2	Thickness	> = 5.5mm
1.5	INSULATION SCREEN	EXTRUDED SEMI-CONDUCTING MATERIAL HAVING COPPER TAPE OVER IT
1.6	CORE IDENTIFICATION TAPE	Yes Required
1.7	CORE LAYING	Right Hand Direction
1.8	INNER SHEATH / COVER	Extruded
1.9	<b>ARMOURING</b>	
1.9.1	Material	Flat Steel GI Strip
1.9.2	No Of Strip	4
1.9.3	Size Of Strip	0.8 mm
1.10	<b>OUTER SHEATH</b>	
1.10.1	Material	PVC
1.10.2	Type	St-2 As Per Is-5831-1984
1.10.3	Thickness	> = 1.4 Mm
1.10.4	Colour	Black
1.11	MARKING ON OUTER SHEATH	YES
1.11.1	Voltage Grade	Yes
1.11.2	No. of Cores/Size of Conductor / Material of Conductor	Yes

Sr. No.	Particulars	Description
1.11.3	Type Of Insulation	Yes
1.11.4	Details About Armour	Yes
1.11.5	Details Of Standards	Yes
1.11.6	Year Of Manufacturer	Yes
1.11.7	Any Other Details	Yes
<b>4.0</b>	<b>TESTING</b>	
4.1	Type Test As Per Is	Certificate To Be Provided for each drum
4.2	Routine Test As Per Is	Yes To Be Witnessed By Client
4.3	Acceptance Test	Yes To Be Witnessed By Client
<b>5.0</b>	<b>CABLE DRUM</b>	<b>Non Returnable</b>
5.1	Material	Wooden / Steel
5.2	Marking On Cable Drum	As Per Manufacturer's Standard

## 17) MODE OF MEASUREMENTS

- The cables will be measured in meters. The unit rate shall include cutting the cable into required lengths, packing, loading, unloading, insurance, transportation, delivery to stores/site as per work order, stocking in stores, testing of cables at stores etc. of medium voltage cable. Total quantity in meters shall be measured lug to lug basis.

## 3 TECHNICAL SPECIFICATION FOR PCC,MCC,LT PANELS

### 1) SCOPE OF WORK

- Main Distribution Panels, Sub-Distribution Panels and Final Distribution shall be covered under this section. Panels/Boards shall be suitable for operation on 3 Phase/single phase, 415/240 volts, 50 cycles, 4 wire system with neutral grounded at transformer. All Distribution panels shall be CPRI tested design and manufactured by an approved manufacturer. CPRI certificate shall be made available.
- Distribution panels shall comply with the latest Relevant Indian Standards and Electricity Rules and Regulations and shall be as per IS-13947-1991.

### 2) CONSTRUCTION FEATURES:

- Distribution panels shall be 2 mm thick sheet steel cabinet for indoor installation, dead front, floor mounting/wall mounting type and shall be form as per site construction requirements.
- The Distribution panels shall be totally enclosed, completely dust and vermin proof and shall be with hinged doors and folded covers, Neoprene gasket, padlocking arrangement and bolted back.
- All removable/ hinged doors and covers shall be grounded by flexible standard connectors.

4. Distribution panel shall be suitable for the climatic conditions as specified in Special Conditions. Steel sheets used in the construction of Distribution panels shall be 2 mm thick and shall be folded and braced as necessary to provide a rigid support for all components.
5. Joints of any kind in sheet metal shall be seam welded, all welding, slag shall be rounded off and welding pits wiped smooth with plumber metal.
6. The general construction shall conform to IS-8623-1977 (Part-1) for factory built assembled switchgear & control gear for voltage up to and including 1100 V AC.
7. All panels and covers shall be properly fitted and square with the frame, and holes in the panel correctly positioned.
8. Fixing screws shall enter into holes tapped into an adequate thickness of metal or provided with wing nuts.
9. Self threading screws shall not be used in the construction of Distribution panels.
10. A base channel of 75 mm x 40 mm x 5 mm thick shall be provided at the bottom for floor mounted panels.
11. Minimum operating clearance of 300 mm shall be provided between the floor of Distribution panels and the lowest feeder compartment.
12. Distribution panels shall be of adequate size with a provision of spare switchgear as indicated on the Single Line Diagram. Feeders shall be arranged in multi-tier.
13. Knockout holes of appropriate size and number shall be provided in the Distribution panels in conformity with the location of cable/conduit connections.
14. Removable sheet steel plates shall be provided at the top to make holes for additional cable entry at site if required.
15. Every cabinet shall be provided with Trifoliate or engraved metal name plates.
16. All panels shall be provided with circuit diagram engraved on PVC sheet.
17. All live accessible connections shall be shrouded and shall be finger touch proof and minimum clearance between phase and earth shall be 20 mm and phase to phase shall be 25 mm.

### **3) BUSBAR CONNECTIONS:**

1. Bus bar and interconnections shall be of high conductivity electrolytic grade aluminium / copper as indicated in the bill of quantities complying with requirement of IS : 5082 – 1981 and of rectangular cross section suitable for carrying the rated full load current and short circuit current and shall be extendable on either side.
2. Bus bars and interconnections shall be insulated with heat shrinkable sleeve of 1.1 KV grade and shall be colour coded.

3. Bus bars shall be supported on glass fiber reinforced thermosetting plastic insulated supports at regular intervals to withstand the force arising from in case of short circuit in the system.
4. All bus bars shall be provided in a separate chamber and all connections shall be done by bolting.
5. Additional cross sectional area to be added to the bus bar to compensate for the holes.
6. All connections between bus bars and breakers shall be through solid copper / aluminium strips of proper size to carry full rated current and insulated with insulating sleeves.
7. Maximum current density for the bus bars shall be 0.8-1A/sq.mm for aluminium and 1.4 A/sq.mm for copper bus bars.
8. The busbar shall be housed in a separate compartment. The busbar shall be isolated with 3 mm. thick bakelite sheet to avoid any accidental contact. The busbar shall be arranged such that minimum clearance between the busbar are maintained as below :

Between phases	:	25 mm. minimum
Between phases and neutral :		25 mm.
Between phases and earth	:	25 mm.
Between neutral and earth	:	20 mm. minimum

**Maximum allowable temperature for the Bus bar to be restricted to 85 deg C**

**4) TEMPERATURE – RISE LIMIT**

1. Unless otherwise specified, in the case of external surface of enclosures of bus bar compartment which shall be accessible but do not need to be touched during normal operation, an increase in the temperature rise limits of 25° C above ambient temperature shall be permissible for metal surface and of 15° C above ambient temperature for insulating surfaces as per IS 8623(Part-2) 1991.
2. All main distribution panels and sub distribution panels shall be provided with MCCB of appropriate capacity as per Single Line Diagram.
3. All final Distribution boards shall be provided with Miniature Circuit Breakers.
4. Final Single Phase Distribution boards shall be connected to the incoming supply through double pole MCB units & earth leakage circuit breakers.
5. All wiring for final distribution boards shall be concealed behind 5 mm thick bakelite sheet or M S sheet cover.
6. All Distribution boards shall be completely factory wired, ready for connection.
7. All the terminals shall be of proper current rating and sized to suit individual feeder requirements.
8. Each circuit shall be clearly numbered from left to right to correspond with wiring diagram.

9. All the switches and circuits shall be distinctly marked with a small description of the service installed.
10. Continuous earth bus sized for prospective fault current shall be provided with arrangement for connecting to station earth at two points. Hinged doors/ frames shall be connected to earth through adequately sized flexible braids.

## **5) CABLE COMPARTMENTS**

1. Cable compartment of adequate size shall be provided in the Distribution panels for easy clamping of all incoming and outgoing cables entering from the top/bottom. Adequate supports shall be provided in cable compartment to support cables.

## **6) SWITCHGEARS**

### **6.1 MOULDED CASE CIRCUIT BREAKER (MCCB)**

- 6.1.1 The MCCB should be current limiting type with trip time of less than 10 msec under short circuit conditions. The MCCB should be either 3 or 4 poles as specified in BOQ. MCCB shall comply with the requirements of the relevant standards IS13947 – Part 2/IEC 60947-2 and should have test certificates for Breaking capacities from independent test authorities CPRI / ERDA or any accredited international lab.
- 6.1.2 MCCB shall comprise of Quick Make -break switching mechanism, arc extinguishing device and the tripping unit shall be contained in a compact, high strength, heat resistant, flame retardant, insulating moulded case with high withstand capability against thermal and mechanical stresses
- 6.1.3 The breaking capacity of MCCB shall be as specified in the schedule of quantities.
- 6.1.4 The rated service breaking capacity (Ics) should be equal to rated ultimate breaking capacities (Icu).
- 6.1.5 MCCBs for motor application should be selected in line with Type-2 Co-ordination as per IEC-60947-2, 1989/IS 13947-1.
- 6.1.6 The breaker as supplied with ROM should meet IP54 degree of protection.

### **6.2 CURRENT LIMITING & COORDINATION**

- 6.2.1 The MCCB shall employ maintenance free minimum let-through energies and capable of achieving discrimination up to the full short circuit capacity of the downstream MCCB. The manufacturer shall provide both the discrimination tables and let-through energy curves for all.

#### **Protection Functions**

- 6.2.2 MCCBs with ratings up to 200 A shall be equipped with Thermal-magnetic (thermal for overload and magnetic for short-circuit protection) trip units (as per Single line diagram).
- 6.2.3 Microprocessor MCCBs with ratings 250A and above shall be equipped with microprocessor based trip units (as per Single line diagram).

- 6.2.4 Microprocessor and thermal-magnetic trip units shall be adjustable and it shall be possible to fit lead seals to prevent unauthorised access to the settings
- 6.2.5 Microprocessor trip units shall comply with appendix F of IEC 60947-2 standard (measurement of rms current values, electromagnetic compatibility, etc.)
- 6.2.6 Protection settings shall apply to all poles of circuit breaker.
- 6.2.7 All Microprocessor components shall withstand temperatures up to 125 °C.
- 6.2.8 Rotary handles to be provided for operation where ever required as indicated in Single line diagram.

### **6.3 TESTING**

- 6.3.1 Original test certificate of the MCCB as per IEC 60947-1 &2 or IS13947 shall be furnished.
- 6.3.2 Pre-commissioning tests on the switch board panel incorporating the MCCB shall be done as per standard specifications.

### **6.4 INTERLOCKING**

- 6.4.1 Moulded, case circuit breakers shall be provided with the following interlocking devices for interlocking the door of a switch board.
  - Handle interlock to prevent unnecessary manipulations of the breaker.
  - Door interlock to prevent the door being opened when the breaker is in ON position.
  - Defeat-interlocking device to open the door even if the breaker is in ON position.
  - PLC controller to operate the Motorised Breakers in sequence as indicated logic diagram in SLD.
- 6.4.2 The MCCB shall be current limiting type and comprise of quick make – Break switching mechanism. MCCBs shall be capable of defined variable overload adjustment. All MCCBs rated 200 Amps and above shall have adjustable over load & short circuit pick-up both in Thermal magnetic and Microprocessor Trip Units.
- 6.4.3 All MCCB with microprocessor based release unit, the protection shall be adjustable Overload, Short circuit and earth fault protection with time delay.
- 6.4.4 The trip command shall override all other commands.

### **6.5 MINIATURE CIRCUIT BREAKER (MCB)**

- 6.5.1 Miniature Circuit Breaker shall comply with IS-8623-1993/IEC898-1995. Miniature circuit breakers shall be quick make and break type for 240/415 VAC 50 Hz application with magnetic thermal release for over current and short circuit protection.

- 6.5.2 The breaking capacity shall not be less than 10 KA at 415 VAC. MCBs shall be DIN mounted. The MCB shall be Current Limiting type (Class-3). MCBs shall be classified (B, C, D ref IS standard) as per their Tripping Characteristic curves defined by the manufacturer.
- 6.5.3 The MCB shall have the minimum power loss (Watts) per pole defined as per the IS/IEC and the manufacturer shall publish the values. MCB shall ensure complete electrical isolation & downstream circuit or equipment when the MCB is switched OFF.
- 6.5.4 The housing shall be heat resistant and having high impact strength. The terminals shall be protected against finger contact to IP20 Degree of protection. All DP, TP, TPN and 4 Pole miniature circuit breakers shall have a common trip bar independent to the external operating handle.

## **6.6 RESIDUAL CURRENT CIRCUIT BREAKER CURRENT OPERATED TYPE (RCCB)**

### **System of Operation**

- 6.6.1 Residual Current Circuit Breaker shall conform to IEC 61008. RCCB shall work on the principle of core balance transformer.
- 6.6.2 The incoming shall pass through the toroidal core transformer. As long as the currents in the phase and neutral shall be the same, no electro motive force shall be generated in the secondary winding of the transformer.
- 6.6.3 In the event of a leakage to earth, an unbalance shall be created which shall cause a current to be generated in the secondary winding, this current shall be fed to a highly sensitive miniature relay, which shall trip the circuit if the earth leakage current exceeds a predetermined critical value. RCCB shall be current operated independent of the line voltage, current sensitivity shall be of 30 mA at 240/415 volts AC and shall have a minimum of 20,000 electrical operations.

### **Mechanical Operation**

- 6.6.4 The moving contacts of the phases shall be mounted on a common bridge, actuated by a rugged toggle mechanism. Hence, the closing /opening of all the three phases shall occur simultaneously. This also shall ensure simultaneous opening of all the contacts under tripping conditions.

### **Neutral Advance Feature**

- 6.6.5 The neutral moving contact shall be so mounted on the common bridge that, at the time of closing, the neutral shall make contact First before the phases; and at the time of opening, the neutral shall breaks last after allowing the phases to open first. This is an important safety feature which is also required by regulations.

### **Testing Provision**

- 6.6.6 A test device shall be incorporated to check the integrity of the earth leakage detection system and the tripping mechanism. When the unit is connected to service, pressing the test knob shall trip the ELCB / RCCB and the operating handle shall move to the "OFF" position.

## **6.7 AIR CIRCUIT BREAKER**

### **6.7.1 Construction:**

The ACBs shall follow IS 13947-1993 Part 1-5 & have following features:

- Motorised with 230 V A.C. motor.
- 230 V A.C closing and shunt trip coil
- Draw out type with "service", "test", "isolated" and "maintenance" position.
- Safety shutter of Fibre glass/polycarbonate sheet of 2mm thickness shall be provided
- Mechanically trip free plus anti-pumping feature is to be provided.
- Electrical trip free plus anti pumping shall be provided with relay ONLY and not by contactors.
- Electrical/Mechanical operation counter shall be provided.
- Door interlock with defeat features to be provided & shall be electrically draw out type
- ACB shall be lockable in isolation position.

### **Release:**

- Thermal Magnetic/Microprocessor based release shall be direct acting type, tripping ACB mechanically.
- Short circuit, overload and earth fault protection shall be provided.
- Vendor to suggest release type for feeders of supply range characteristic and accuracy.

### **6.7.3 ACB Performance:**

- ACB performance inside panels at ambient 50 Degree.
- Ith Symmetrical breaking, 50KA
- Making capacity peak 87.5 KA
- Short time rating, 1sec. 50KA

## **7) ELECTRICAL POWER AND CONTROL WIRING CONNECTION :**

1. Terminal for both incoming and outgoing cable connections shall be suitable for 1100 V grade, aluminium / copper conductor PVC insulated and sheathed, armoured cable and shall be suitable for connections of solderless sockets for the cable size as indicated on the appended drawings for the Panels.
2. Power connections for incoming feeders of the main Panels shall be suitable for 11000 V grade aluminium conductor (XLPE) cables.
3. Both control and power wiring shall be brought out in cable alley for ease of external connections, operation and maintenance.
4. Both control and power terminals shall be properly shrouded.

5. 10% spare terminals shall be provided on each terminal block. Sufficient terminals shall be provided on each terminal block, so that not more than one outgoing wire is connected to per terminal.
6. Terminal strips for power and control shall preferably be separated from each other by suitable barriers of enclosures.
7. Wiring inside the modules for power, control, protection and instruments etc. shall be done with use of 660 / 1100 V grade, PVC insulated copper conductor cables conforming to IS : 694 and IS : 8130. Power wiring inside the starter module shall be rated for full current rating of respective contactor, but not less than 4.0 sq.mm. cross-section area. For current transformer circuits, 2.5 sq.mm. copper conductor wire shall be used. Other control wiring shall be done with 1.5 sq.mm. copper conductor wires. Wires for connections to the door shall be flexible. All conductors shall be crimped with solderless sockets at the ends before connections are made to the terminals. All wires shall be FRLS grade.
8. Control power for the Motor starter module shall be taken from the respective module switchgear outgoing. Control power wiring shall have control fuses, (HRC fuse type) for circuit protection. All indicating lamps shall be protected by HRC fuses.
9. Particular care shall be taken to ensure that the layout of wiring is neat and orderly. Identification ferrules shall be fitted to all the wire termination for ease of identification and to facilitate checking and testing.
10. "CUPAL" washers shall be used for all copper and aluminium connections.
11. Final wiring diagram of the Panels power and control circuit with ferrules numbers shall be submitted alongwith the Panels as one of the documents against the contracts.

**8) TERMINALS :**

1. The outgoing terminals and neutral link shall be brought out to a cable alley suitably located and accessible from the panel front. The current transformers for instruments metering shall be mounted on the disconnecting type terminal blocks. No direct connection of incoming or outgoing cables to internal components of the distribution board is permitted, only one conductor may be connected in one terminal.

**9) WIREWAYS :**

1. A horizontal PVC wire way with screwed covers shall be provided at the top to take interconnecting control wiring between different vertical sections.

**10) LABELS :**

1. Engraved PVC labels shall be provided on all incoming and outgoing feeders. Single line circuit diagram showing the arrangements of circuit inside the distribution board shall be pasted on inside of the panel door and covered with transparent laminated plastic sheet.

**11) NAME PLATE :**

1. A name plate with the Panels designation in bold letters shall be fixed at top of the central panel. A separate name plate giving feeder details shall be provided for each feeder module door.
2. Inside the feeder compartments, the electrical components, equipments, accessories like switchgear, control gear, lamps, relays etc. shall suitably be identified by providing stickers.
3. Engraved name plates shall preferably be of 3 ply, (Red-White-Red or Black-White-Black) lamincold sheet. However, black engraved perpex sheet name plates shall also be acceptable. Engraving shall be done with square groove cutters.
4. Name plate shall be fastened by counter sund screws and not by adhesives.

## **12) DANGER NOTICE PLATES :**

1. The danger notice plate shall be affixed in a permanent manner on operating side of the Panels.
2. The danger notice plate shall indicate danger notice both in Hindi and English and with a sign of skull and bones.
3. The danger notice plate, in general, meet the requirements of local inspecting authorities.
4. Overall dimensions of the danger notice plate shall be 200 mm. wide x 150 mm. high.
5. The danger notice plate shall be made from minimum 1.6 mm. thick mild steel sheet and after due pre-treatment to the plate, the same shall be painted white with vitreous enamel paint on both front and rear surface of the plate.
6. The letters, the figures, the conventional skull and bones etc. shall be positioned on plate as per recommendation of IS : 2551-1982.
7. The said letters, the figures and the sign of skull and bones shall be painted in signal red colour as per IS : 5-1978.
8. The danger plate shall have rounded corners. Location of fixing holes for the plate shall be decided to suit design of the Panels.
9. The danger notice plate, if possible, be of ISI certification mark.

## **13) EARTHING**

1. Earthing shall be provided as per IS: 3043-1987.

## **14) PAINTING**

1. All sheet steel work shall undergo a process of degreasing, pickling in acid, cold rinsing, phosphating, passivating (seven tank processing) and then painted with electrostatic paint (Powder coating).
2. The shade of colour of panel inside/outside shall be as per BOQ confirming to IS Code No.5.

## **3. LABELS**

1. Engraved PVC labels shall be provided on all incoming and outgoing feeder.
2. Circuit diagram showing the arrangements of the circuit inside the distribution panels shall be pasted on inside of the panel door and covered with transparent plastic sheet.

#### **4. METERS**

1. All voltmeters and indicating lamps shall be through MCB's.
2. Meters and indicating instruments shall be flush type.
3. All CT's connection for meters shall be through Test Terminal Block (TTB).
4. CT ratio and burdens shall be as specified on the Single line diagram/BOQ.

#### **5. CURRENT TRANSFORMERS**

1. Current transformers shall be provided for Distribution panels carrying current in excess of 60 amps.
2. All phase shall be provided with current transformers of suitable VA burden with 5 amps secondaries for operation of associated metering.
3. The CTs shall conform to relevant Indian Standards. The design and construction shall be dry type, epoxy resin cast robust to withstand thermal and dynamic stresses during short circuits.
4. Secondary terminals of CTs shall be brought out suitable to a terminal block which shall be easily accessible for testing and terminal connections.
5. The protection CTs shall be of accuracy class 5P10 and measurement CTs shall be of accuracy class I.

#### **6. POTENTIAL FREE CONTACTS**

1. Potential free contacts shall be provided for connection to Building Automation System in panels indicated in Schedule of Quantities.

#### **7. INDICATING PANEL**

1. All meters and indicating instruments shall be in accordance with relevant Indian Standards. Meters shall be flush mounted type. Indicating lamps shall be of low burden, and shall be backed up with 2 amps MCB/MPCB as per relevant fault level and toggle switch.

#### **8. TESTING**

1. Testing of panels shall be as per following codes:
  - I. IS: 8623 (Part -I) 1977 for factory built assemblies of switch gear for voltages upto and including 1000 VAC.
  - II. IS: 13947 : 1993 Degree of protection
  - III. IS: 5578 & 11353:1985 Arrangement of bus bars.

#### **9. WIRING**

1. In wiring a distribution panel it shall be insured that total load of various distribution panel and/or consuming devices is divided evenly between the phases and number of ways as per Consultants drawing.

## **10. INSTALLATION**

1. Installation of all LT panels shall include but not limited to the following to complete the installation, testing and commissioning:
2. Transporting materials from stores to exact location of installation.
3. Supply and installation of required base frame made of MS angle or channel sections and duly painted with black paint.
4. Positioning, aligning, fixing, assembling, and installation of LT panel issued free of cost by Client after carrying out proper cleaning and inspection.
5. Site supervision, testing for proper functioning / operation, and pre-commissioning tests.

## **11. COMMISSIONING & ONSITE TESTING**

1. All switchboards shall be tested for dielectric test with 1000V megger.
2. All earth connections shall be checked for continuity.
3. All busbar connections shall be checked and tightened properly.
4. All cable terminations and terminal shrouding shall be checked if they are properly done.
5. The operation of protective devices shall be tested by secondary injection test.
6. The operation of circuit breaker shall be tested for all interlocks.
7. Functional test shall be done for all ACBs, MCCBs and other components.
8. Indicating lamps and meters shall be checked for proper working.

## **12. WORKMANSHIP:**

1. The contractor shall erect the panel at site in co-ordination with the supplier if required.
2. He should check for loose ends on the part of the supplier and shall inform client and consultant for the same.
3. Physical and continuity tests shall be carried out by contractor.
4. Also the field tests carried out by the supplier shall be recorded by the contractor.

## **13. MODE OF MEASUREMENT:**

1. Contractor shall be paid for one panel erection as per BOQ Quantities part.

## **4 TECHNICAL SPECIFICATION FOR THYRISTOR BASED APFCR PANEL**

### **1) SCOPE**

This specification covers design, manufacture, and supply, testing of capacitor bank and automatic

power factor correction panel with capacitor banks suitable for continuous duty.

## **2) CODES AND STANDARDS**

1. The design manufacture and performance of power factor improvement capacitor / capacitor banks shall comply with all currently applicable statutes, regulations and safety codes in the locality where the equipment will be installed. The equipment shall also confirm to the latest applicable Indian/British/IEC standards. In particular the equipment shall conform to the latest revisions of the following:
2. When the above standards are in conflict with the stipulation of this specification, this specification supercedes them.

## **3) CONSTRUCTION**

### **3.1 Capacitor Bank**

Capacitor banks shall comprise of identical delta connected three phase units. The individual capacitor unit shall be manufactured out of mixed dielectric design comprising of bi axially oriented polypropylene film and capacitor tissue paper.

Each individual element of the capacitor tissue unit shall be provided with silver fuse wire.

The capacitor unit shall consist of many such elements in series / parallel combinations for getting the desired KVAR output.

The capacitor shall be thermal stability & MPP/APP TYPE AS SPECIFIED IN SINGLE LINE DIAGRAM.

The dielectric losses of the capacitor shall be restricted to 2 watts per KVAR.

The phase terminal connections of the capacitor unit shall be brought out at the top through metal insulators, which should be soldered to the fabricated top cover.

The capacitor shall be provided with suitably rated discharge resistors.

The capacitor shall be designed to withstand the electrodynamic and thermal stresses caused by transient over current during switching.

### **3.2 Busbar Chamber**

Capacitor bank shall be provided with a bus - bar chamber. The chamber shall be dust and vermin proof in construction, fabricated from 2-mm. thick sheet steel. Continuous neoprene rubber gaskets shall be copper on all mating surfaces. TPN Bus - bars shall be of copper supported on epoxy insulators of adequate rating and strips.

The bus - bar sizes and clearance shall be suitable for connection of cables through crimping type cable lugs. Bus- bar chamber shall be extended suitably on one side to cable and box at the end of bus - bar chamber undrilled removable gland plate and access covers to be provided for cable entry as required.

## **4) EARTHING**

The enclosure of individual capacitor unit shall be provided with 2 nos. 10 mm dia. earth terminals, each complete with two plain and one spring washer, nuts etc. These terminals shall be effectively bonded to the common sheet steel framework. Each bank will have two external earth terminals in the bus-bar chambers complete with hardware.

## **5) PAINTING**

All sheet steel shall be thoroughly cleaned, degreased and phosphated, painted with two coats of paint. The type and shade of paint be as specified in Data Sheet.

## **6) DRAWINGS**

The following drawings shall be submitted along with the bid :

- a. General arrangement drawing showing overall dimensions, weight, internal arrangement and mounting details.
- b. Terminal chamber, showing bus-bar arrangement with all dimensions.

## **7) TEST & TEST CERTIFICATES :**

- 7.1. Vendor shall carry out all routine tests as specified in IS : 2834 and shall furnish the test certificates.
- 7.2. The vendor shall also carry out the thermal stability test on the units in the presence of purchaser representatives.
- 7.3. The capacitor units shall be tested from electric supply authorities like G. E. Board / A. E. Co. and the test certificates in duplicate shall be furnished to client and also the copy shall be submitted to the electric supply authority while getting the power supply released from them.

## **8) CAPACITOR PANEL**

Capacitor control panel shall be automatic if specified in the Data sheet.

The panel for capacitor shall be fabricated from 2.0 mm thick sheet steel and shall be finished as per clause no.5.0. Earthing terminals shall be provided as per clause no. 4.0. The panel shall be provided suitably rated TPN copper bus-bar supported on epoxy insulators and with heat shrinkable type sleeves. Each capacitor unit shall be connected to main bus bar through contactors of suitable rating ( 9 Nos. of double the rating of capacitor current ) with safety margin. Each unit shall be of 10/15/20/25/50 KVAR – ALL PP- (APP) as specified.

Protective MCCB / HRC switch fuses of suitable rating shall be provided with base/holders. Connections shall be made with PVC insulated flexible copper cables having crimped copper lugs.

Continuous earthing conductor/ strip of G.I. shall run through and all capacitor units shall be earthed.

Sufficient ventilation shall be provided in the capacitor compartment to limit the temperature rise. Cooling fans shall be provided with ON-OFF switches as per requirements.

The main bus-bar shall be terminated on suitably rated MCCB as per data sheet. vertical compartment with detachable gland plate shall be kept for incoming cable connections from bottom or top as specified.

Capacitors units shall be mounted on angle frame of strong construction. The panel shall be mounted on M.S. channel section at bottom for easy installation.

The panel shall be provided with lifting hooks / Eye bolts for handling. Automatic power factor correction sensing relays (APFCR) shall be provided with all related circuits and contactors for controlling the power factor to max. 0.98 by energising the contactor and related capacitor bank "ON" or "OFF" as per load conditions.

The controller shall be set for time lag of 45 seconds so that on sensing the low or high power factor it energises or deenergises the contactor after 45 seconds.

The Dust and vermin proof switching compartment shall be isolated from capacitor mounting compartment.

The panel shall be provided with :

- a. MCCB of adequate capacity as specified.
- b. 100 x 100 mm. flush type 0-500 V digital voltmeter with selector switch.
- c. 100 x 100 mm. flush type digital Ammeter with suitable rated C.T. and selector switch.
- d. Supply "ON" indication lamp (R-Y-B).
- e. Power factor meter 0.5 lag to 0.5 lead.
- f. KVAR meter of suitable rating.
- g. "ON" - "OFF" push button with suitable thyristor based size contactor.
- h. By - pass switch for each capacitor unit for manual operation.
- i. Automatic Power Factor correction relay unit with ON-OFF mode selector switch.
- j. Capacitor Heavy Duty Contactors (Thyristor based).

The capacitor panel shall be installed away from wall with sufficient distance for better cooling and ease of maintenance.

The following drawings shall be submitted before procurement for approval from the Consultants..

1. General arrangement and Fabrication details.
2. Power wiring diagram of capacitor panel.
3. Control wiring diagram of capacitor panel/

4. C.T. connection.

**9) MODE OF MEASUREMENT:**

1. The APFCR Panel shall be measured in Nos as per BOQ Quantities.

**5 TECHNICAL SPECIFICATION FOR LDB & PDB**

**1) SCOPE OF WORK**

1. Distribution Boards (DBs) shall be suitable for operation on 3 Phase/single phase, 415/240 volts, 50 cycles, neutral grounded at transformer. The DB shall be minimum di-electric strength of 1.5 KV / Sec. All Distribution Boards shall manufactured by a manufacturer listed in Appendix-I.
2. LDB's shall comply with the latest Relevant Indian Standards and Electricity Rules and Regulations and shall be as per IS-2675-1983.

**2) CONSTRUCTION FEATURES**

1. DB's shall be made out of 1.6 mm thick high quality CRCA sheet steel and shall be pre-treated and powder coated sheet steel used in the construction of LDB shall be folded and braced as necessary to provide a rigid support for all component.
2. DB shall be suitable for indoor / outdoor installation, wall mounting free standing type, in double door construction.
3. The Final Distribution Boards shall be totally enclosed, completely dust and vermin proof and shall be with hinged doors, Neoprene gasket, padlocking arrangement.
4. All removable/ hinged doors and covers shall be grounded by 1.0 sqm tinned stranded copper connectors.
5. Final Distribution Boards shall be suitable for the climatic conditions. Joints of any kind in sheet metal shall be seam welded, all welding, slag shall be rounded off and welding pits wiped smooth with plumber metal.
6. The general construction shall confirm to IS-8623-1977 (Part-1) for factory built assembled switchgear & control gear for voltage upto and including 1100 V AC.
7. All panels and covers shall be properly fitted and square with the frame, and holes in the panel correctly positioned. Fixing screws shall enter into holes tapped into an adequate thickness of metal or provided with wing nuts. Self threading screws shall not be used in the construction of LDBs.
8. Knockout holes of appropriate size and number shall be provided in the LDB's in conformity with the location of cable/conduit connections. Detachable sheet steel gland plates shall be provided at the top / bottom to make holes for additional cable entry at site if required.

**3) DISTRIBUTION BOARDS SHALL COMPRISE OF THE FOLLOWING:**

- 3.1 A panel for mounting where appropriate incoming supply circuit breaker & other auxiliaries for Control & distribution as required.
- 3.2 Installations accessories shall be part of the DB for fixing conductor and rails for mounting MCB's and RCCB's etc. Neutral bus bars & earthing bus bars required in the circuit. All busbars in the LDB shall be insulated type.
- 3.3 Service cable /interconnection shall be part of the Distribution Boards.
- 3.4 The board shall be installed at a height such that the operating is within reach of the normal human height i.e. 1.2 to 1.8 meters from finish floor level.
- 3.5 Degree of protection shall be IP-52 for indoor application, IP-54 for kitchen & laundry and IP-55 for outdoor application.
- 3.6 All three phase distribution boards shall have 4 rows and single phase distribution boards shall have single rows for housing of MCB's and RCCB's unless noted otherwise.
- 3.7 Phase segregation to be maintained in all three phase distribution boards.
- 3.8 Earthing shall be provided in each LDB's.

### **3.9 MINIATURE CIRCUIT BREAKER (MCB)**

- 3.9.1 MCB's shall have quick make and break no welding self-wiping silver alloy contacts for 10 KA short circuit both on the manual and automatic operation.
- 3.9.2 Each pole of the breaker shall be provided with inverse time thermal over load and instantaneous over current tripping elements, with trip free mechanism.
- 3.9.3 In case of multi-pole breakers, the tripping must be on all the poles and operating handle shall be common. Breakers must confirm to BS 3871 with facility for locking in OFF position.
- 3.9.4 Pressure clamp terminals for stranded/solid conductor insertion are acceptable up to 4 sq.mm. Aluminium or 1.5 sq.mm.
- 3.9.5 Copper and for higher ratings, the terminals shall be suitably shrouded. Wherever MCB isolators are specified they are without the tripping elements.

### **3.10 RESIDUAL CURRENT CIRCUIT BREAKER CURRENT OPERATED TYPE (RCCB)**

- 3.10.1 The RCCB should suffices all the requirements of IS as per code IS - 12640 - 1988. The RCA should be current operated and not on line voltage.
- 3.10.2 The RCCB should ensure mainly the following functions:
  - Measurement of the fault current value.
  - Comparison of the fault current with a reference value.
  - The RCCB should have a torroidal transformer which has the main conductors of primary (P - N) which check the sum of the current close to zero.
  - All metal parts should be inherently resistant to corrosion and treated to make them

corrosion resistant.

- It should be truly current operated.
- It should operate on core balance torroidal transformer.
- Its accuracy should be  $\pm 5\%$ .
- It should operate even in case of neutral failure.
- It should trip at a present leakage current within 100 mA
- Its enclosure should be as per IP 30.
- Its mechanical operation life should be more than 20,000 operations.
- It should provide full protection as envisaged by IE rules - 61-A, 71 - ee, 73 - ee, 1985 and also rule 50 of IE rule1956.
- It should conform to all national and international standards like IS: 8828-1993, IS: 12640-1988, BS 4293 - 1983, CEE 27 (International commission Rules for the approved of electrical equipment).

#### **EARTHING**

1. Earthing shall be provided as per IS:3043-1987.

#### **4) PAINTING**

1. All sheet steel work shall undergo a process of degreasing, pickling in acid, cold rinsing, phosphating, passivating (seven tank processing) and then painted with electrostatic paint (Powder coating). The shade of colour of panel inside/outside shall be of Siemens gray paint shade no. RAL-7032 of IS Code No.5.

#### **5) LABELS**

1. Engraved PVC labels shall be provided on all incoming and outgoing feeder. Circuit diagram showing the arrangements of the circuit inside the distribution panels shall be pasted on inside of the panel door and covered with transparent plastic sheet.

#### **6) TESTING**

1. Testing of panels shall be as per following codes:
  - i. IS: 8623 (Part -I) 1977 for factory built assemblies of switch gear for voltages upto and including 1000 VAC.
  - ii. IS: 13947 : 1993 Degree of protection

#### **7) WIRING**

1. In wiring a distribution panel it shall be insured that total load of various distribution panel and/or consuming devices is divided evenly between the phases and number of ways as per Consultants drawing.

#### **8) WORKMANSHIP:**

1. The D.B. shall be properly grouted in the wall in concealed manner taking care that the powder coating is not scratched and dents are not formed on the D.B., MCBs and ELCBs.
2. In the distribution boards shall be fixed as per the circuit details provided.
3. All the wires terminating in the MCBs and the ELCBs shall be lugged for proper contact and ferrules depicting the circuit nos shall be provided. D.B.s mounted in concealed manner shall have a groove around it so as to save the finish of the plaster and colour during future opening of the door.
4. The distribution boards shall have circuit chart tagged on the door for future maintenance. Danger notice plates shall be fitted to the distribution boards with screws and not stuck so as to assure its presence for a longer duration.

#### **9) MODE OF MEASUREMENT:**

2. The distribution boards shall be measured in Nos as per BOQ Quantities.

### **6 TECHNICAL SPECIFICATION FOR LT CABLES & CABLE TRAY.**

#### **1) SCOPE OF WORK**

1. The Medium voltage cables shall be supplied, laid, connected, tested and commissioned in accordance with the drawings, specifications, relevant Indian Standards specifications, manufacturer's instructions. The cables shall be delivered at site in the original drums with manufacturer's name, size and type clearly written on the drums.
2. All cables shall be adequately protected against any risk of mechanical damage to which they may be liable in normal conditions of handling during transportation, loading, unloading etc.
3. The cable shall be supplied in single length i.e. without any intermediate joint or cut unless specifically approved by the client.
4. The cable ends shall be suitably sealed against entry of moisture, dust, water etc. with cable compound as per standard practise.

#### **2) MATERIAL**

1. The MV cables shall be cross linked polyethylene (XLPE) insulated PVC sheathed of 1100 volts grade as asked for in the schedule of quantities. Cables upto 10 sq.mm shall be with copper conductor and 16 sq.mm and above shall be with aluminium conductor.

#### **3) Technical Requirements:**

1. All XLPE Aluminium/Copper Power cables shall be 1100 Volts grade, multi core constructed as per IS : 7098 Part-I of 1988 as follows :
  - 1.1 Stranded Aluminium /Copper conductor in case of 10 sq.mm. and above whereas solid conductor in case of 10 sq.mm. and below.
  - 1.2 Cores laid up.
  - 1.3 The inner sheath should be bonded over with thermo-plastic material for protection against mechanical and electrical damage.
  - 1.4 Armoring should be provided over the inner sheath to guard against mechanical damage. Armouring should be Galvanised steel wires or galvanised steel strips. (In single core cables used in A.C. system armouring should be non-magnetic hard aluminium Wires/Strips. Round steel wires should be used where diameter over the inner sheath does not exceed 13 mm; above 13 mm flat steel armour should be used. Round wire of different sizes should be provided against specific request.)
  - 1.5 The outer sheath should be specially formulated heat resistant black PVC compound conforming to the requirement of type ST2 of IS : 5831-1984 extruded to form the outer sheath.
2. Conductor shall be of electrolytic Aluminium/Copper conforming to IS : 8130 and are compact circular or compact shaped.
3. Insulation shall be of XLPE type as per latest IS general purpose insulation for maximum rated conductor temperature 70 degree centigrade.
4. In Inner sheath laid up cores shall be bonded over with thermoplastic material for protection against mechanical and electrical damage.
5. Insulation, inner sheath and outer sheath shall be applied by extrusion and lapping up process only.
6. Uncoated, annealed copper / aluminium, of high conductivity, upto 4 mm<sup>2</sup> size the conductor shall be solid and above 4 mm<sup>2</sup> the conductors shall be concentrically stranded as per IEC: 228.
7. Repaired cables shall not be used.
8. Current ratings of the cables shall be as per IS: 3961.
9. The XLPE insulated cables shall conform to latest revision of IS and shall be read along with this specifications. The Conductor shall be stranded Aluminium/Copper circular/ sector shaped and compacted. In multi core cables the core shall be identified by red, yellow, blue and black coloring of insulation.
10. The cables shall be suitable for laying in racks, ducts, trenches, conduits and underground buried installation with uncontrolled back fill and chances of flooding by water.
11. Progressive automatic in line sequential marking of the length of cables in meters at every one meter shall be provided on the outer sheath of all cables.
12. Cables shall be supplied in non returnable wooden drums as per IS: 10418.
13. Both ends of the cables shall be properly sealed with PVC/Rubber caps so as to eliminate ingress of water during transportation, storage and erection.
14. The product should be coded as per IS: - 7098 Part-I as follows:-

Aluminium Conductor		A
XLPE Insulation	2X	
Steel round wire armour		W
Steel strip armour	F	
Steel Double round wire armour	WW	
Steel Double strip armour		FF
Non-magnetic (Al.) round wire armour		Wa
Non-magnetic (Al.) strip armour	Fa	
PVC outer sheath		Y

#### 4) Core Identifications:

Two core	:	Red and Black
Three core	:	Red, Yellow and Blue
Four core	:	Red, Yellow, Blue and Black
Single core	:	Green, Yellow for earthing.

Black shall always be used for neutral.

#### 5) Inspection

1. All cables shall be inspected by the contractor upon receipt at site and checked for any damage during transit.

#### 6) Joints in Cables

1. The Contractor shall take care to see that all the cables received at site are apportioned to various locations in such a manner as to ensure maximum utilization and avoid cable jointing.
2. This apportioning shall be got approved by the Owner's site representative before the cables are cut to lengths.
3. Where joints are unavoidable heat shrinkable type joints shall be made.
4. The location of such joints shall be got approved from the Owner's site representative and shall be identified through a marker.

#### 7) Jointing Boxes for Cables

1. Cable joint boxes shall be installed with heat shrinkable sleeve and of appropriate size, suitable for XLPE armoured cables of particular voltage rating.

#### 8) Jointing of Cables

1. All cable joints shall be made in suitable, approved cable joint boxes and the filling in of compound shall be done in accordance with manufactures' instructions and in an approved manner. All straight through joints shall be done in epoxy mould boxes with epoxy resin.
2. All cables shall be joined colour to colour and tested for continuity and insulation resistance before jointing commence.

3. The seals of cables must not be removed until preparations for jointing are completed.
4. Joints shall be finished on the same day as commenced and sufficient protection from the weather shall be arranged.
5. The conductors shall be efficiently insulated with high voltage insulating tape and by using of spreaders of approved size and pattern.
6. The joints shall be completely topped up with epoxy compound so as to ensure that the box is properly filled.

#### **9) Cable End Terminations**

1. Cable end termination shall be done in cable terminal box using crimping sockets and proper size of glands of double compression type.
2. Solderless crimping type Aluminium/Cu lugs conforming to IS suitable for cable size evenly crimped with high pressure tool & connected to switchgear terminals with brass/cadmium plated nut bolts in an approved manner.

#### **10) Bonding of Cables**

1. Where a cable enters any piece of apparatus, it shall be connected to the casing by means of an approved type of armour clamp and gland.
2. The clamps must grip the armouring firmly to the gland or casing, so that no undue stress is passed on to the cable conductors.

#### **11) Cable Installation in Cable Trays and Cable Trenches.**

1. Cables shall be laid by skilled and experienced workmen using adequate rollers to minimize stretching of the cable.
2. The cable drums shall be placed on jacks before unwinding the cable. Great care shall be exercised in laying cables to avoid forming kinks.

#### **12) Laying of Cables on Cable Trays**

1. The relative position of the cables, laid on the cable tray shall be preserved and the cables shall not cross each other.
2. At all changes in direction in horizontal and vertical planes, the cable shall be bent smooth with a radius as recommended by the manufacturers.
3. All cables shall be laid with minimum one diameter gap and shall be clamped at every meter to the cable tray.
4. Cables shall be tagged for identification with aluminium tag and clamped properly at every 20M.
5. Tags shall be provided at both ends and all changes in directions both sides of wall and floor crossings.
6. All cable shall be identified by embossing on the tag the size of the cable, place of origin and termination.

7. All cables passing through holes in floor or walls shall be sealed with fire retardant Sealant and shall be painted with fire retardant paint upto one meter on all joints, terminations and both sides of the wall crossings by "VIPER CABLE RETARD".
8. This method may be adopted in places like indoor substations, air-conditioning plantrooms, generator rooms etc. or where long horizontal runs of cables are required within the building and where it is not convenient to carry the cable in open ducts.
9. This method is preferred where heavy sized cables or a number of cables are required to be laid. The cable trays may be either of perforated sheet type or of ladder type.

#### **PERFORATED TYPE CABLE TRAY**

10. The cable tray shall be fabricated out of slotted/perforated MS sheets as channel sections, single or double bended. The channel sections shall be supplied in convenient lengths and assembled at site to the desired lengths. These may be galvanised or painted as specified. Alternatively, where specified, the cable tray may be fabricated by two angle irons of 50mmX50mmX6mm as two longitudinal members, with cross bracings between them by 50mmX5mm flats welded/bolted to the angles at 1 m spacing. 2mm thick MS perforated sheet shall be suitably welded/bolted to the base as well as on the two sides.
11. Typically, the dimensions details to be considered as per BOQ.
12. The jointing between the sections shall be made with coupler plates of the same material and thickness as the channel section. Two coupler plates, each of minimum 200mm length, shall be bolted on each of the two sides of the channel section with 8mm dia round headed bolts, nuts and washers. In order to maintain proper earth continuity bond, the paint on the contact surfaces between the coupler plates and cable tray shall be scraped and removed before the installation.
13. The width of the cable tray shall be chosen so as to accommodate all the cables in one tier, plus 30 to 50% additional width for future expansion. This additional width shall be minimum 100mm. The overall width of one cable tray shall be limited to 800mm.
14. Factory fabricated bends, reducers, tee/cross junctions, etc. shall be provided as per good engineering practice. (Details are typically shown in figure 3). The radius of bends, junctions etc. shall not be less than the minimum permissible radius of bending of the largest size of cable to be carried by the cable tray.
15. The cable tray shall be suspended from the ceiling slab with the help of 10mm dia MS rounds or 25mmX5mm flats at a span spacing of 1mtr.
16. Flat type suspenders may be used for channels upto 450mm width bolted to cable trays.
17. Round suspenders shall be threaded and bolted to the cable trays or to independent support angles 50mmX50mmX5mm at the bottom end as specified. These shall be grouted to the ceiling slab at the other end through an effective means, as approved by the Engineer-in-Charge, to take the weight of the cable tray with the cables.
18. The entire tray (except in the case of galvanized type) and the suspenders shall be painted with two coats of red oxide primer paint after removing the dirt and rust, and finished with two coats of spray paint of approved make synthetic enamel paint.
19. The cable tray shall be bonded to the earth Terminal of the switch bonds at both ends.
20. The cable trays shall be measured on unit length basis, along the center line of the cable tray, including bends, reducers, tees, cross joints, etc. and paid for accordingly

#### **LADDER TYPE CABLE TRAY**

21. The ladder type of cable tray shall be fabricated of double bended channel section longitudinal members with single bended channel section rungs of cross members welded to the base of the longitudinal members at a center to center spacing of 250cm.
22. Alternatively, where specified, ladder type cable trays may be fabricated out of 50mmX50mmX6mm (minimum) angle iron for longitudinal members, and 30mmX6mm flat for rungs.
23. Typical details of fabrication and dimensions of both the types of trays are shown in figure 4A,B,C and D.
24. The maximum permissible loading, jointing of channel sections, width of the cable tray, provision of elbows, bends, reducers, horizontal tee/ cross junctions etc. suspension of cable tray from the ceiling slab; painting and measurement of the cable tray shall be as per sub-clauses (ii) to (x) below clause 2.6.11.2, except that the overall width of one cable tray may be limited to 800mm.

### 13) Laying of Cables in Ground

1. Cable trench shall be dug to the minimum depth of 1 mtr and the width shall dependent on the no of cables to be kept with the layer of brick in between two cables.

#### EXCAVATION OF TRENCHES :

2. The trenches shall be excavated in reasonably straight lines.
3. Wherever there is a change in direction, suitable curvature shall be provided.
4. Where gradients and changes in depth are unavoidable, these shall be gradual.
5. The excavated soil shall be stacked firmly by the side of the trench such that it may not fall back into the trench.
6. The bottom of the trench shall be levelled and shall be made free from stone, brick bats etc. The trench shall then be provided with a layer of clean, dry sand cushion of not less than 100 mm in depth.
7. Prior to laying of cables, the cores shall be tested for continuity and insulation resistance. The cable drum shall be properly mounted on jacks, at a suitable location, making sure that the spindle, jack etc. are strong enough to carry the weight of the drum and the spindle is horizontal.
8. Cable shall be pulled over rollers in the trench steadily and uniformly without jerks and strains. The entire drum length shall be laid in one stretch.
9. However, where this is not possible the remainder of the cable shall be removed by 'Flaking' i.e. by making one long loop in the reverse direction.
10. After the cable has been uncoiled and laid into the trench over the rollers, the cable shall be lifted off the rollers beginning from one end by helpers standing about 10 meters apart and laid in a reasonably straight line.
11. Cable laid in trenches in a single tier formation shall have a cover of clean, dry sand of not less than 150 mm. above the base cushion of sand before the protective cover is laid.
12. In the case of vertical multi-tier formation after the first cable has been laid, a sand cushion of 300 mm shall be provided over the initial bed before the second tier is laid.
13. Finally the cables shall be protected by second class bricks before back filling the trench. The buried depth of uppermost layer of cable shall not be less than 750mm.
14. **Back Filling** : The trenches shall be back filled with excavated earth free from stones or other sharp edged debris and shall be rammed and watered, if necessary, in successive layers not

exceeding 300 mm. Unless otherwise specified, a crown of earth not less than 50 mm in the centre and tapering towards the sides of the trench shall be left to allow for subsidence.

#### **14)Route Marker**

1. Route marker shall be provided along straight runs of the cables not exceeding 30 meters also for change in the direction of the cable route and underground joints.
2. Route marker shall be of cast iron painted with aluminium paint.
3. The size of marker shall be 100 mm dia with "Cable" and voltage grade inscribed on it.

#### **15)Testing of Cables**

1. Cables shall be tested at works for all routine tests as per IS including the following tests before being dispatched to site by the project team.
  - a) Insulation Resistance Test.
  - b) Continuity resistance test.
  - c) Sheathing continuity test.
  - d) Earth test.(in armoured cables)
  - e) Hi Pot Test.
2. Test shall also be conducted at site for insulation between phases and between phase and earth for each length of cable, before and after jointing.
3. On completion of cable laying work, the following tests shall be conducted in the presence of the Owner's site representative.
  - f) Insulation Resistance Test( Sectional and overall)
  - g) Continuity resistance test.
  - h) Sheathing continuity test.
  - i) Earth test.
4. All tests shall be carried out in accordance with relevant Standard Code of Practice and Electricity Rules.
5. The Contractor shall provide necessary instruments, equipment and labour for conducting the above tests and shall bear all expenses in connection with such tests.
6. All tests shall be carried out in the presence of the Owner's site representative, results will be noted and signed by all present and record be maintained.

#### **16)WORKMANSHIP**

1. Cables shall be laid in the routes marked in the drawings. Where the route is not marked, the Contractor shall mark it out on the drawings and also on the site and obtain the approval of the CLIENT AND/OR ITS ARCHITECT before laying the cable.

2. Procurement of cables shall be on the basis of actual site measurements and the quantities shown in the schedule of work shall be regarded as a guide only.
3. Cables shall be laid on walls, cable trays, inside shafts or trenches.
4. Saddling or support for the cable shall not be more than 500 mm apart. Plastic identification tags shall be provided at every 30 m.
5. Cables shall be bent to a radius not less than 12 (twelve) times the overall diameter of the cable or in accordance with the manufacturer's recommendations whichever is higher.
6. In the case of cables buried directly in ground, the cable route shall be parallel or perpendicular to roadways, walls etc unless marked on drawing by architect / consultant.
7. Cables shall be laid on an excavated, graded trench, over a sand or soft earth cushion to provide protection against abrasion.
8. Cables shall be protected with brick or cement tiles on all the three sides as shown on drawings. Width of excavated trenches shall be as per drawings.
9. Back fill over buried cables shall be with a minimum earth cover of 750 mm to 1000 mm. The cables shall be provided with cables markers at every 10 meters and at all loop points.
10. All cables shall be full runs from panel to panel without any joints or splices.
11. Cables shall be identified at end termination indicating the feeder number and the Panel/Distribution board from where it is being laid.
12. Cable termination for conductors up to 4 sq.mm. may be insertion type and all higher sizes shall have compression type lugs.
13. Cable termination shall have necessary brass glands. The end termination shall be insulated with a minimum of six half-lapped layers of PVC tape. Cable armouring shall be earthed at both ends.
14. In case of cables entering the buildings. It would be done duly only through pipes. The pipes shall be laid in slant position, so that no rainwater may enter the building.
15. After the cables are tested the pipes shall be sealed with M. seal & then tarpaulin, shall be wrapped around the cable for making the entry watertight.
16. Testing : MV cables shall be tested upon installation with a 500 V Meggar and the following readings established:
  - 16.1 Continuity on all phases.
  - 16.2 Insulation Resistance.
  - 16.3 between conductors.
  - 16.4 all conductors and ground.
  - 16.5 All test readings shall be recorded and shall form part of the completion documentation.
  - 16.6 Cable joints shall be done as per regular practice and check shall be carried out for loose connections and leakages. Insulation cutting shall be done properly taking care that no area of the conductor remains exposed. Crimping shall be done with the help of hydraulic tool. Proper insulation tape shall be applied at the cable and lug joint.
17. Format for cable testing certificate :
  - a. Drum no. from which cable is taken :
  - b. Cable from \_\_\_\_\_ to \_\_\_\_\_
  - c. Length of run of this cable \_\_\_\_\_ mtr
  - d. Insulation resistance test  
between core 1 to earth \_\_\_\_\_ mega-ohm

- between core 2 to earth \_\_\_\_\_mega-ohm
  - between core 3 to earth \_\_\_\_\_mega-ohm
  - between core 1 to core 2 \_\_\_\_\_mega-ohm
  - between core 2 to core 3 \_\_\_\_\_mega-ohm
  - between core 1 to core 3 \_\_\_\_\_mega-ohm
- duration used:
- e. High voltage test: Voltage Duration
    - between core and earth
    - between individual cores

18. The cable shall be laid side by side in trench with brick covering on all the three sides.
19. The trench shall be such that sharp bends shall be avoided while laying the cable.
20. The bedding of fine sand under the cable shall be not less than 6 mm. The trench shall be terminated in Manholes with specified size of R.C.C. hume pipes as shown in drawing. Cable markers shall be provided through out the route of cable at 10 mtrs distance.
21. The trenches shall be refilled after the cable are laid and the Ground level shall be done as per original after pressing the same. The cables shall be checked for insulation resistance and continuity tests shall be carried out.

#### **17)MODE OF MEASUREMENT:**

##### 17.1 Mode of Measurement for Cable Trench & Cable Tray.

The cable laying shall be measured in rmt. The trenches dug and refilled shall be measured in cu. Mtr. The bricks and sand bedding shall be measured in rmt. The cable trays shall be measured in rmt.

##### 17.2 Mode of Measurement for Cable and Cable End Terminations.

The cables shall be measured in rmt and terminations on unit basis.

### **7 TECHNICAL SPECIFICATION FOR INTERNAL WIRING.**

#### **1) SYSTEM OF WIRING**

1. The system of wiring shall consist of PVC insulated copper stranded conductor flexible FRLS wires in metallic / non metallic (Rigid heavy/Medium Duty ISI -marked fire retarded PVC Conduits of minimum 2mm Wall thickness and Sizes of conduits shall be 25 mmdia. conduits for both mains and point wiring and shall be concealed or surface mounted above false ceiling as called for.

#### **2) GENERAL DESCRIPTION**

1. Prior to laying and fixing of conduits, the contractor shall mark the conduit route, carefully examine the working drawings prepared by him and approved by the Consultant indicating the layout, satisfy himself about the non interference in the route, sufficiency of number and sizes of conduits, location of junction boxes, sizes and location of switch boxes and other relevant details.
2. Any discrepancy found shall be brought to the notice of the Owner's site representative.

3. Any modifications suggested by the contractor should get written approval before the actual laying of conduits is commenced.
4. In laying of conduits it is important that not more than two right angle bends are provided for each circuit without a pull box.
5. No junction box shall be provided in the entire length of conduit run for drawing of wires.
6. Only switch outlets, lighting fixture outlets, equipment power outlets and socket outlets shall be considered for drawing of wires.

### **3) LIGHTING & POWER WIRING**

1. All final branch circuits for lighting and appliances shall be single conductor/ stranded/ flexible wires run inside conduits.
2. The conduit shall be properly connected or jointed into sockets, bends, and junction boxes.
3. Branch circuit conductor sizes shall be as shown in the schedule of quantities and or drawings.
4. All circuits shall preferably be kept in a separate conduit up to the Distribution Board. No other wiring shall be bunched in the same conduit except those belonging to the same phase.
5. Each lighting branch circuit shall not have more than ten outlets or 800 watts whichever is lower. Each conduit shall not hold more than three branch circuits.
6. Flexible cords for connection to appliances, fans and pendants shall be 650/1100 V grade (three or four cores i.e. with insulated neutral wire of same size) with tinned stranded copper wires, insulated, twisted and sheathed with strengthening cord. Colour of sheath shall be subject to the CLIENT AND/OR ITS ARCHITECT'S approval.
7. Looping system of wiring shall be used. Wires shall not be jointed. Where joints are unavoidable, they shall be made through approved mechanical connectors.
8. No such joints shall be made unless the length of the sub-circuit, sub-main or main is more than the length of the standard coil.
9. Control switches shall be connected in the phase conductors only and shall be 'ON' when knob is down. Switches shall be fixed in 3 mm. thick painted or galvanized steel boxes with cover plates as specified. Cadmium plated brass screws shall be used.
10. Power wiring shall be distinctly separate from lighting wiring. Conduits not less than 25 mm. and wires not less than 1.0 sq.mm. copper shall be used.
11. Every conductor shall be provided with identification ferrules at both ends matching the drawings.

### **4) TESTING**

1. The entire installation shall be tested for:

Insulation resistance.  
Earth continuity.  
Polarity of single pole switches.

2. All the wiring switch board, outlet points shall be done in a concealed manner in wall & slab in PVC conduit of minimum 25 mm dia. (medium gauge) & with 650v / 1100v grade PVC insulated flexible copper conductor wire.
3. The switches should be modular with moulded cover plates, blank plates for outlet boxes.
4. The accessories, connectors, sockets, should be fixed with brass chrome / cadmium plated machine screw. For fan points the rates should be with hum -free type 300 W regulators as required to complete the point wiring.
5. The wiring shall be as per IS: 732 and IS: 4648. The wiring shall be done in a looping manner so as to avoid junction boxes at any place.
6. All the looping shall be done only in the switchboard and outlet points. The size of the wire shall be as per the specification. Colour code shall be strictly followed.
7. The size of wires shall as follow as per BOQ and as per clients requirements:
8. Light, fans, exhaust fan, 5 Amp. On board plug point, two way light points, bell point etc from switch to outlet.

Phase / Neutral	1.5 m m <sup>2</sup>
Earth	1.5 m m <sup>2</sup>

9. From D.B. to switch board – lighting / 5 A socket etc – i.e. circuit mains part of point wiring

Phase / Neutral	2.5 m m <sup>2</sup>
Earth	1.5 m m <sup>2</sup>

10. From D.B. to 16A power point etc – i.e. circuit mains part of point wiring

Phase / Neutral	4.0 m m <sup>2</sup>
Earth	1.5 m m <sup>2</sup>

11. Separate pipes shall be laid for off wires and circuit mains.
12. Circuit mains of same phase shall be drawn in one pipe with prior permission/discussion with the consultant.
13. Separate phase, neutral and earthing wire of sizes recommended by consultant shall be drawn for each and every circuit mains.
14. Mains for lighting and on board plug points shall be of one-size higher wires than those used in off.

#### **5) COMPUTER WIRING :**

1. Wiring for short extensions to outlets in hung ceiling or to vibrating equipments, motors etc., shall be installed in flexible conduits. Otherwise rigid conduits shall be used. No flexible extension shall exceed 1.25 m.
2. Conduits run on surfaces shall be supported on metal 12 mm. thick G.I. pressure saddles which in turn are properly screwed to the wall or ceiling. Saddles shall be at intervals of not more than 500 mm.
3. Fixing screws shall be with round or cheese head and of rust-proof materials. Exposed conduits shall be neatly run parallel or at right angles to the walls of the building.

4. Unseemly conduit bends and offsets shall be avoided by using fabricated mild steel junction/pull through boxes for better appearances.
5. No cross-over of conduits shall be allowed unless it is necessary and entire conduit installation shall be clean and neat in appearance.
6. Conduits embedded into the walls shall be fixed by means of staples at not more than 500 mm. intervals. Chases in the walls shall be neatly made and refilled after laying the conduit and brought to the finish of the wall but the building Contractor will do final finish.
7. Conduits buried in concrete structure shall be put in position and securely fastened to the reinforcement and got approved by the CLIENT AND/OR ITS ARCHITECT, before the concrete is poured.
8. Proper care shall be taken to ensure that the conduits are neither dislocated nor choked at the time of pouring the concrete suitable fish wires shall be drawn in all conduits before they are embedded.
9. Where conduit passes through expansion joints in the building, adequate expansion fittings shall be used to take care of any relative movement.
10. Inspection boxes shall be provided for periodical inspection to facilitate withdrawal and removal of wires. Such inspection boxes shall be flush with the wall or ceiling in the case of concealed conduits. Inspection boxes shall be spaced at not more than 12 meters apart or two 90° solid bends or equal.
11. All junction and switch boxes shall be covered by 6 mm clear plate. These junction boxes shall form part of point wiring or conduit wiring as the case may be including the cost of removing the cover for painting and re-fixing. No separate charges shall be allowed except where specially mentioned.
12. Conduits shall be free from sharp edges and burrs and the threading free from grease or oil. The entire system of conduits must be completely installed and rendered electrically continuous before the conductors are pulled in. Conduits should terminate in junction boxes of not less than 32 mm. deep.
13. An insulated earth wire of copper rated capacity shall be run in each conduit.

**The point definition shall be Conduiting and wiring from D.B. to S.B. and there from to final outlet point including switches and accessories, junction boxes, fan boxes, zarri work with cement –sand etc of approved make.**

#### **6) CONDUCTORS**

1. All PVC insulated copper conductor flexible FRLS wires shall conform in all respects to Standards as listed under sub-head Indian Standards and shall be IS approved and ISI marked.

#### **7) BUNCHING OF WIRES**

1. Wires carrying current shall be so bunched that the outgoing and return wires are drawn into the same conduit.
2. Wires originating from two different phases shall not run in the same conduit. All wires shall have ferrules for identification.
3. Lighting and power circuits shall be separate. Each Power/ Light Circuit's Neutral shall be individual per Circuit and shall not be looped from any other Circuit.

#### **8) LOAD BALANCING**

- Balancing of circuits in three phase installation shall be as planned by the Consultants in the tender drawings and shall be checked by the contractor before the commencement of wiring and shall be strictly adhered to.

#### **9) COLOUR CODE OF CONDUCTORS**

- Colour code shall be maintained as indicated by the Consultant for the entire wiring installations. Red, yellow, blue shall be for three phases, black for neutral and green with yellow band shall be for earthing.

#### **10) WORKMANSHIP**

##### **Drawing Conductors**

- The drawing and jointing of PVC insulated copper conductor wires shall be executed with due regard to the following precautions.
- While drawing wires through conduits, care shall be taken to avoid scratches and kinks which may cause breakage of conductors.
- There shall be no sharp bends. Wire reel stands to be used for pulling of wires to avoid kinks.
- Care shall be exercised while drawing the wires from reels, by taking appropriate measures to ensure that wires are not spread on ground, causing dust and dirt accumulation on the new wires.
- Maximum permissible number of 1100 volt grade PVC insulated wires that may be drawn into rigid non metallic or PVC Conduits are given below:

Size of wires Nominal Cross Section Area (Sq. mm.)	Maximum number of wires within conduit size(mm)				
	20	25	32	40	50
1.5	7	12	16	--	--
1.5	5	10	14	--	--
4	4	8	12	--	--
6	3	6	8	--	--
10	--	4	5	6	--
16	--	3	3	6	6
25	--	--	2	4	6
35	--	--	--	3	5

- Insulation shall be removed by insulation stripper only. Few Strands of wires shall not be cut/reduced for convenience in connecting into terminals.
- The terminals shall have sufficient cross sectional area to take all strands and it's connecting brass screws shall have flats ends.

8. All looped joints shall be connected through terminal block/connectors. The pressure applied to tighten terminal screws shall be just adequate, neither too much nor too less. All light points shall be terminated through a connector.
9. Only licensed wiremen (Before doing the work or before appointing him on site contractor has to submit his wiring licence to Owner) and cable jointers shall be employed to do jointing work.
10. Before entrusting cable jointing work to any technician, or before appointing Cable Jointers or Wiremen on Site, Contractor has to submit such Technicians' / Wireman's / Cable Joints' licence to Owner.
11. All wires and cables shall be embossed with the manufacturer's label with ISI mark and shall be brought to site in original packing. For all internal wiring. PVC insulated wires of 1100 volts grade (FRLS) shall be used.
12. The sub-circuit wiring for point shall be carried out in loop system and no joints shall be allowed in the length of the conductors.
13. No wire shall be drawn into any conduit until all defective work of conduit installation of any nature that may cause injury to wire is completed.
14. Care shall be taken while pulling out the wires so that no damage occurs to conduits/wire itself, the conduits shall be thoroughly cleaned of moisture, dust, dirt or any other obstruction.
15. The minimum size of PVC insulated copper conductor wires for all sub-circuit wiring for light points shall be minimum 1.0 sq.mm copper. Separate neutral to be pulled for each circuit.
16. Conduits shall be kept at a minimum distance of 100 mm. from the pipes of other non-electrical services. And maintain minimum 300 mm distance between telephones, TV & Computer piping.
17. Separate conduits/raceways shall be used for following points as applicable and as requirements of site conditions:
  - 17.1 Normal lights and 5 A 3 pin sockets on lighting circuit.
  - 17.2 Separate conduit shall be laid from D.B. to switch board.
  - 17.3 Power outlets - 15 A 3 pin 20 A/30 A, 2 pin scraping earth metal clad sockets.
  - 17.4 Emergency lighting.
  - 17.5 Telephones.
  - 17.6 Fire alarm system.
  - 17.7 Public address system & Music system.
  - 17.8 For all other voltages higher or lower than 230 V.
  - 17.9 T.V. Antenna.
  - 17.10 Water level guard.

## **11) FISH WIRE**

1. To facilitate subsequent drawing of wires in the conduit, GI fish wires of 1.0 mm (14 SWG) shall be provided along with the laying of recessed conduit.

## **12) MODE OF MEASUREMENT**

1. The items shall be measured on unit basis or on mtr basis as per BOQ.

## **8 TECHNICAL SPECIFICATION FOR LIGHT FIXTURES & ACCESSORIES.**

### 1) SCOPE :

- 1 The scope of work shall cover the supply, installation and testing of various types of LED light fixtures.

### 2) STANDARDS :

The following standards and rules shall be applicable :

- (a) IS 3646 - 1960 Code of practice for interior illuminator.
  - (b) IS 1913 - 1978 General and Safety requirements for electric lighting fittings.
  - (c) Indian Electricity Act and Rules issued there under.
- 1 All codes and standards mean the latest. Where not specified otherwise the installation shall generally follow the Indian Standard Code of Practice or the relevant British Standard Code of Practice in the absence of Indian Standard.

### 3) DRAWINGS AND DATA:

As per of the proposal the bidder furnish relevant descriptive and illustrative literature on lighting fixtures and accessories and following drawings/ data for the respective lighting fixtures :-

- i) Dimensional Drawings.
- ii) Mounting details cable entry facilities and weights.
- iii) Light distribution diagrams (Zonal & Isokandora)
- iv) Light absorption and utilisation factors.
- v) Lamp output V/S temp. curves.

### 4) WORKMANSHIP:

- The fixture shall be installed on wall / ceiling as directed and as per manufacturer's instruction, with necessary accessories for surface, concealed, suspended from ceiling, bracket mounting etc.
- The job also includes connection of fixture with respective outlet point with heat resistant wires through heat resistance sleeve and PVC connector. The exhaust fan shall be installed complete with M.S. angle iron mounting frame/ ring, G.I. louvers, wire mesh and plug at the end of the cord including wiring & earthing etc. Proper earthing shall be provided to the fixtures.

### 5) MODE OF MEASUREMENT:

The unit rate shall be considered for fitting one fixture. The rate shall include following

- 1 All fixing accessories, mounting bracket, ballast condensers and control gear wherever applicable.
- 2 Supplying and fixing Ball and socket joints wherever required.

- 3 Earthing of fittings.
- 4 Electrical connections to fittings/fans from the junction box/ceiling rose.
- 5 Installation and interconnection of Electronic regulators for ceiling fans.
- 6 Supplying and fixing 300 mm. GI down rod for ceiling fans.

## **9 TECHNICAL SPECIFICATION FOR EARTHING SYSTEM.**

### **1) GENERAL DESCRIPTION**

1. All the non-current carrying metal parts of the electrical installation and mechanical equipments shall be earthed properly.
2. The metal conduits, trucking, cables armour and sheath, electric panels' boards, lighting fixtures, ceiling and exhaust fan and all other parts made of metal shall be bonded together and connected by means of specified earthing system.
3. An earth continuity conductor shall be installed with all the feeders and circuits and shall be connected from the earth bar of the panel boards to the conduit system, earth stud of the switch box, lighting fixture, earth pin of the socket outlets and to any metallic wall plates used.
4. All the enclosures of motors shall be also connected to the earthing system.

### **2) SCOPE OF WORK**

1. The scope of work shall cover supply, laying, installation, connecting, testing and commissioning of:
  - 1.1 Earthing station.
  - 1.2 Earthing Aluminium/copper strips from earthing station to equipotential bar.
  - 1.3 Earthing Aluminum / copper strips / wires from equipotential bar to lay feeder mains and circuit to connect power panels, DBs, switchboards etc.
  - 1.4 Bonding of Non-current carrying parts, and metallic parts of the electrical installation.

### **3) STANDARDS**

1. The following standards and rules shall be applicable:
  - 1) IS: 3043 - 1987 Code of practice for Earthing.
  - 2) Indian Electricity Act and Rules

All codes and standards mean the latest. Where not specified otherwise the installation shall generally follow the Indian Standard Code of Practice or the British Standard Codes of Practice in absence of Indian standard.

### **4) TYPE OF EARTHING STATION**

#### **PLATE EARTHING STATIONS**

1. The equipment neutral earthing shall be with Cast Iron plate earthing station, Cast Iron Earth plate shall be 30 x 30 x 0.35 mm for earthing.
2. The earth resistance shall be maintained with suitable soil treatment.
3. The resistance of each earth station should not exceed 1 ohm.
4. The earth lead shall be connected to the earth plate through Hot Dip G.I. bolts.
5. The earthing conductors shall be of copper strip in case of GI earthing.
6. G.I. pipe with funnel of approved quality shall be used for watering the earthing electrodes / stations.
7. The block masonry chamber with chequered plate shall be provided for housing the funnel and the pipe for watering the earthing electrodes / stations.
8. The hardware and other consumables for earthing installation shall be of copper/bras in case of copper earth plate and shall be hot dip galvanised iron material in case of G.I. earth plate,.
9. Test link / test pit cover through chequered plate.

#### **PIPE ELECTRODE EARTH STATION**

1. The earth station shall be as shown on the drawing and shall be used for equipment earth grid and/or street light pole earthing.
2. The earth electrode shall be 150 cms long 1.5 cms dia class "A", Galvanised iron pipe.
3. The earth resistance shall be maintained with a suitable soil treatment as shown on the drawing.
4. The resistance of each earth station should not exceed 1 ohm.
5. The earth lead shall be fixed to the pipe with a nut and safety set screws. The clamp shall be permanently accessible.
6. The earthing grid and the earthing conductor shall be hot dip Galvanised iron strips of the size as shown in the drawing.
7. G.I. pipe with funnel of approved quality shall be used for watering the earth electrode \ station.
8. The block masonry chamber with chequered plate shall be provided for housing the above referred funnel and pipe.
9. The hardware and other consumables for earthing installation shall be hot dip Galvanised iron material as shown on the drawing.

#### **CHEMICAL PIPE-IN-PIPE EARTHING**

1. The substation earthing shall be with copper plate earthing station unless otherwise specified & earthen pit of minimum bore dia. 225mm size ASH or approved make Safe Earthing Electrode consisting Pipe-in-Pipe Technology as per IS 3043-1987 made of corrosion free G.I.Pipes.
2. The earthing station shall be as shown on the drawing. The two earth electrodes shall be 80mm & 40 mm dia GI pipes plate. The earth resistance shall be maintained with a suitable crystalline conductive materials and back fill compound.
3. The resistance of each earth station should not exceed 1 ohms.
4. The earth lead shall be connected to the earth pipe through copper/brass bolts.
5. The pipe-in –pipe earth station shall be as shown on the drawing and shall be used for equipment protective earth grid.
6. The earth electrodes shall be galvanized pipes 3.0 long with outer pipe 80 mm dia & inner pipe 40 mm dia. The outer pipe shall be plated with 80-200 microns & inner pipe shall be plated with 200-250 microns with connection terminal dia of 14 mm.
7. Crystalline Conductive material-Mixture of nature minerals and a chemical compound, highly conductive and non corrosive, which prevents the inner pipe from corrosion and dissipates the current evenly.
8. Back fill compound - Moisture retaining compound having 13 times more (Hygroscopic) water retaining capacity than its dry volume & shall be 2 bags of 25 kgs.
9. The earth lead shall be fixed to the pipe with a clamp and safety set screws. The clamps shall be permanently accessible.

## **5) WORKMANSHIP**

### **INSTALLATION AND CONNECTION**

1. The plate/pipe electrode, as far as practicable, shall be buried below permanent moisture level but in no case less than 3 M below finished ground level.
2. The plate/pipe electrode shall be kept clear of the building foundation and in no case, it shall be nearer by less than 2 M from outer face of the respective building wall / column.
3. The plate electrode shall be installed vertically and shall be surrounded with 150 mm. thick layers of Charcoal dust and Salt mixture.
4. 20 mm. dia. G.I. pipe for watering, shall run from top edge of the plate / pipe electrode to the mid level of block masonry chamber.
5. Top of the pipe shall be provided with G.I. funnel and screen for watering the earth / ground through the pipe.

6. The funnel with screen over the G.I. pipe for watering to the earth shall be housed in a block masonry chamber as shown in the drawing.
7. The masonry chamber shall be provided with a Cast Iron hinged cover resting over the Cast Iron frame which shall be embedded in the block masonry.
8. Construction of the earthing station shall in general be as shown in the drawing and shall conform to the requirement on earth electrodes mentioned in the latest edition of Indian Standard IS : 3043, Code of Practice for Earthing Installation.
9. The earth conductors (Strips / Wires, Hot dip G.I.) inside the building shall properly be clamped / supported on the wall with Galvanised Iron clamps and Hot Dip GI screws / bolts. The conductors outside the building shall be laid atleast 600 mm. below the finished ground level.
10. The earth conductors shall either terminate on earthing socket provided on the equipment or shall be fastened to the foundation bolt and / or on frames of the equipment. The earthing connection to equipment body shall be done after removing paint and other oily substances from the body and then properly be finished.
11. Over lapping of earth conductors during straight through in joints, where required, shall be of minimum 75mm. long.
12. The earth conductors shall be in one length between the earthing grid and the equipment to be earthed.

#### **EARTH LEADS AND CONNECTIONS**

1. Earth lead shall be bare copper or Galvanised steel as specified with sizes shown on drawings. Copper lead shall have a phosphor content of not over 0.15 %. Galvanised steel buried in the ground shall be protected with bitumen and hessian wrap or polythene faced hessian and bitumen coating. At road crossing necessary hume pipes shall be laid. Earth lead run on surface of wall or ceiling shall be fixed on saddles so that strip is atleast 8 mm away from the wall surface.
2. The complete earthing system shall be mechanically and electrically bonded to provide an independent return path to the earth source.
3. Wherever crossing is required, earthing jumper shall be of insulated wires.

#### **EQUIPMENT EARTHING**

1. All apparatus and equipment transmitting or utilising power shall be earthed in the following manner. Copper /G.I. earth strips/wires shall be used unless other-wise indicated in the Schedule.

#### **6) TEST**

1. The entire earthing installation shall be tested as per requirements of Indian Standard Specification IS: 3041.

2. The following earth resistance values shall be measured with an approved earth megger and recorded.
  - 2.1 Each earthing station
  - 2.2 Earthing system as a whole
  - 2.3 Earth continuity conductors
3. Earth conductor resistance for each earthed equipment shall be measured which shall not exceed 1 ohm in each case.
4. Measurements of earth resistance shall be carried out before earth connections are made between the earth and the object to be earthed.
5. All tests shall be carried out in presence of the consultant / client.

## **7) MODE OF MEASUREMENT**

1. Provision of earthing station complete with excavation, electrode, watering pipe, soil treatment, masonry chamber with cast iron cover etc. shall be treated as one unit of measurement.
2. The following items of work shall be measured and paid per unit length covering the cost of the earth wires / strips, clamps, labour etc.
  - a) Main equipment earthing grid and connection to the earthing station.
  - b) Connection to the switch board, power panels, DB etc.
3. The cost of earthing the boq items shall become part of the cost of the item itself and no separate payment for earthing shall be made.

## **10 TECHNICAL SPECIFICATION FOR LIGHTNING PROTECTION SYSTEM.**

- ❖ Advanced lightning Protection System– Based on NBC-2016.
- ❖ This system contains three type of system which is done by Mesh Method, Protective Angle Method & Protection Sphere Method.
- ❖ First of all Risk Assessment calculation is done to calculate the risk of Lightning Stroke which concludes whether the lightning Protection System is needed or not.
- ❖ After concluding that the system should be installed, based upon the risk parameters & type of building , Level of Lightning Protection is defined as per the type of loss if lightning Protection Occurs.
- ❖ Based on the risk assessment if protection is necessary, lightning protection is divided into four levels (LPL I to IV) which helps in designing and implementing protection measures for an economical implementation.
- ❖ LPL I provides the maximum protection and is expensive, whereas, LPL IV provides the least protection and is less expensive. Recommended lightning protection level (LPL) for typical buildings is given in NBC Vol-2 ,Table 5 ,Clause (11.3.4) for guidance.
- ❖ Air-termination components installed on a structure shall be located at corners, exposed points edges (especially on the upper level of any facades) in accordance with one or more of the following methods
  - Protection angle method;

- Rolling sphere method; and
  - Mesh method.
- ❖ The protection angle method is suitable for simple shaped buildings but it is subject to limits of air-termination height indicated in NBC Vol-2 ,Table 6. The mesh method is a suitable form of protection where plane/pitch roof surfaces are to be protected.
- ❖ Mesh is done by 8 mm dia Aluminium Conductor & Mesh size is considered as per given table as per appropriate Level as per Table-6 of Protection and similarly the distance between rods is kept at the edges as per NBC Vol-2 ,Table 7.
- Down conductors here used is 8 mm dia Aluminium Conductor to LPS earthing at Ground level

# HVAC TECHNICAL SPECIFICATIONS

## VARAIBLE REFRIGERANT FLOW SYSTEM

### (1) SCOPE :

- The Scope of this section comprises the supply, erection, testing and commissioning of Variable Refrigerant Volume Air conditioning unit, conforming to these Specifications and in accordance with requirements of drawings and of the bill of Quantities.

### (2) SHEET METAL DUCTING

#### Material

The material for various applications of air ducting shall be as follows :

Application	Material
1) Ducting for Air-conditioning	Cold rolled sheets continuous galva-nised with a zinc coating of 120 g/sqm both sides inclusive to IS 277-1977.
2) Duct for ventilation & Exhaust	- Do -
3) Kitchen Exhaust	C.R.C.A. Sheet
4) Supports & duct flanges	Mild steel structural steel sections
5) Gasket	Foamed rubber 3.2 mm
6) Bonding	Mastic sealant

All galvanised plain sheets shall be reasonably flat and free from twist. The zinc shall be clean, even and free from galvanised spots. Sheets shall not crack or peel during bending or fabrication. All sheets shall be procured from approved manufacturers.

### (3) FABRICATION

All ducts for air-conditioning and ventilation shall be rectangular in cross-section and fabrication in accordance with the following table :

Maximum size (mm)	Minimum thickness (mm)	Transverse Joints	Reinforcement
Upto 400	0.63	25 mm pocket/s slip	Cross Break
401 to 600	0.63	25 x 25 x 3.2 mm Companion flanges	25x25x3.2 mm Girth angles @ 1200
601 to 800	0.80	25 x 25 x 3.2 mm Companion flanges	25x25x3.2 mm Girth angles @ 1200
801 to 1000	0.80	40 x 40 x 4 mm Companion flanges	25x25x3.2 mm Girth angles @ 900
1000 to 1500	1.00	40 x 40 x 4mm Companion flanges	40 x 40 x 4 mm Girth angles @ 760
1501 to 2250	1.00	50 x 50 x 6 mm Companion flanges	40 x 40 x 4 mm Girth angles @

			760
2251 & above	1.25	50 x 50 x 6 mm (2 x 2 x 1/4") Companion flanges	50 x 50 x 4 mm Girth angles @ 760

In odd positions, the ducts shall be fabricated to suit the conditions, with the specific approval of the Engineer-in-charge.

Girth angles and companion flanges shall be mitered and welded at corners and riveted to duct sheets at 75 mm centres. Flanged joints shall be made with 9.5 mm GI bolts spaced at 100 mm centres and provided with 3.2 mm foamed rubber gasket. All joints and seams shall be rendered air tight with approved sealant. Duct panels are not to be cross-broken, if insulated. Longitudinal seams shall be inside groove or Pittsburgh type.

Standard elbows with a R/D ratio of not less than 1.25 shall be used as far as possible. Where space restrictions do not permit use of standard radius elbow with lesser R/D ratio square elbow with equally space double thickness vanes may be used.

All duct fabrication and installation shall conform to the extent modified herein, to the SMACNA standard for Low Pressure Duct Construction. Length of taper ducts shall be at least four times the maximum size difference between the ends.

All duct lining for acoustic insulation shall be carried out as specified under sec "NOISE & VIBRATION" before the duct is installed in position.

**(4) ACCESSORIES**

Air turning devices shall be provided at least for first four outlet collars after every elbow and at all non-split branch take offs. Turning blades shall be fabricated out of 0.8 mm (22 SWG) thick G.S sheets and equally spaced on side runner to be riveted/bolted to duct sheets.

Splitter dampers shall be installed in branches wherever split takes place. Louvres dampers shall be provided in all branches. Any duct feeding more than four outlets shall be regarded as a branch and louvre dampers provided whether shown or not.

Splitter dampers shall consist of double thickness air foil blades hinged at the down streams edge. The operation rod shall terminate outside of the duct and insulation, and an air tight hub and locking set screw shall be provided. Damper blade thickness shall be the same as the duct in which it is installed but not less than 1.5 mm (16G). Entire splitter damper shall be enclosed in a sheet steel ducting with flanges at both ends aligning with main run of ducting. The enclosure shall be made of sheets one size larger than the corresponding duct.

Louvre dampers shall be multi-blade type with opposed blades or parallel blades of air foil construction. Blades shall be 250mm max. width and 1200mm maximum length mounted in a 50 mm channel frame. Blades shall be connected with suitable linkage for gang operation by an operating rod extending beyond the frame and insulation if any and terminating in a locking quadrant with damper position indicator. Damper larger than 1200 mm in width shall be furnished in multiple sections. Dampers shall be enclosed in a sheet steel box with thickness one size larger than the corresponding duct with flanges at both ends. The damper shall rotate in bronze bushes.

Fire dampers shall be rated for 2 hours fire resistances according to BSS 476-I/1953. Damper shall be single blade (butterfly) with central pivot extending into the actuator housing. The damper together with actuator housing shall be certified by an appropriate testing authority for its fire resistance. The damper and the actuator housing shall fit into the fire rated wall.

The damper shall be actuated by a fusible element set for 70 deg C (158 deg F) fusing temperature or a motor actuator. Actuators shall be operable from 230 VAC 50 HZ source of supply. A manual adjusting handle shall also be provided in the actuator housing which should be accessible without dismantling the ducting. Fire dampers shall be located

wherever shown. An access door in the duct shall be provided as shown on drawings. 400 x 400 mm access panel stud bolted with a rubber gasket shall be provided adjacent to splitter, fire, louver dampers or any other duct enclosed device.

Duct supports shall be as follows:

Duct perimeter (mm)	Support	Location
Upto 1800	40 x 40 x 3 mm MS angle with 9mm tie rod	At Transverse Joints
Over 1800 to 2500	40 x 40 x 6 mm MS angle with 12.5mm tie rod	At Transverse Joints
Over 2500	50 x 50 x 6 mm MS angle with 15mm tie rod	At Transverse Joints

Additional supports wherever considered necessary by the Engineer-in-charge shall be provided. Supports shall be taken from steel members grouted in the RCC work and fixing of steel members shall involve minimum damage. The entire supporting system shall be met with the approval of the Engineer-in-charge.

All duct supports, flanges, hangers shall be hot-dip galvanized before installation.

Where ducts are connected to the wall, such connections shall be made through galvanized steel frame fixed to the wall through suitable shear fasteners. Ducts connecting to air moving apparatus shall be through 15 OZ mildew resistant double canvas as directed by the Engineer. On all circular spigots the flexible material is to be screwed or clipband with adjustable screw or toggle fitting. For rectangular ducts the materials is to be flanged and bolted with a backing flat or bolted to mating flange with backing flat.

The flexible connection shall not be less than 75mm and not more than 200mm.

#### **(05) ACCOUSTIC INSULATION**

All discharge and return ducts connected to Air handling units and fan coil units shall be acoustically insulated for distance as shown. In the case of fan coil units the discharge duct may be perforated with 3 mm dia @ 5mm staggered perforations and make an outer wrapping of insulation. The insulation shall be covered with Fibre glass tissue.

#### **(06) VRF PIPING**

Installation, testing and commissioning including vaccumiazation and Nitrogen testing of following nominal sizes of soft/hard drawn copper refrigerant piping for VRV system, complete with fittings, with suitable adjustable ring type hanger supports, jointing/brazing including accessories, insulated with XPLE Class-0 tubular insulation/with Class-0 closed cell elastometric nitrile rubber tubular sleeves sections of specified thickness as given below for Suction and Liquid lines, all accessories as per specifications etc with necessary refrigerant joint as required, shall be as per BOQ.

#### **(07) DX SYSTEM :**

Inverter based approved make split air-conditioning unit consisting of condensing unit with variable speed fan motor, inverter type hermetically sealed rotary compressor with accessories etc. duly connected separately erected evaporating unit and blower motor with its accessories by means of extra supplied proper insulated copper tubing, drain PVC pipes suitable for (cost includes Eco Friendly green gas charging and 15A plug top & Remote Control & MS Stand) with necessary core cutting.

**Note:**

- For all type of Sub Estimate work , The rate shall include the cost of all materials, labour, scaffolding, transport , tools , tackles , hardware's , accessories , core cutting , finishing , including As built drawing , shop drawing, etc. to complete the whole work satisfactorily as per instruction of Architect/Client. No extra payment will be given for any of the reasons.
- The Contractor shall submit As-built drawing with necessary soft copy.